

This guide assists University of Malta & Junior College users to set up eduroam on their Android 2.3x (Gingerbread) and Android 4 (Ice Cream Sandwich) devices to connect to the wireless network at UoM/JC and at other institutions participating in the eduroam initiative.

More information about eduroam is available at:

www.um.edu.mt/itservices/facilities/eduroam

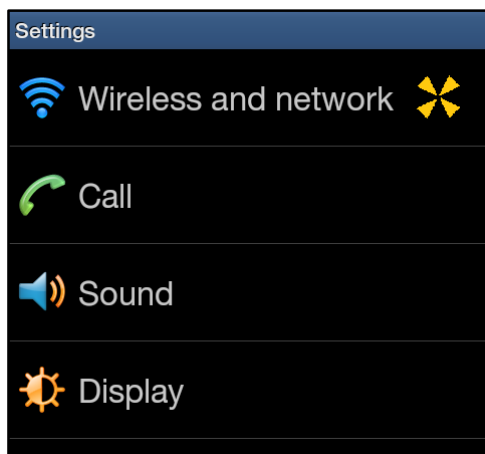
Note that:

- Your Android device may require that you enter a pass code before you configure it to connect to eduroam.

Android 2.3x (Gingerbread)

To set up eduroam:

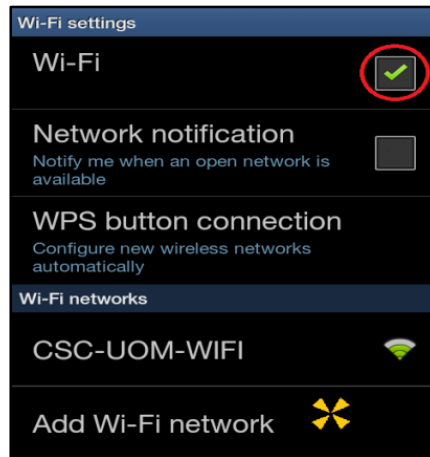
- In the app drawer, tap **Settings**.
- In the Settings menu, tap **Wireless and network**.



- In the Wireless and network menu, tap **Wi-Fi settings**.



4. Ensure that the **Wi-Fi** item is enabled. Tap **Add Wi-Fi Network** (if this item does not appear, you may need to scroll to the bottom of the list of Wi-Fi Networks).



5. In the Add Network menu set/enter the details:

Network SSID: **eduroam**

Security: **802.1x EAP**

EAP method: **TTLS**

Phase2 authentication: **PAP**

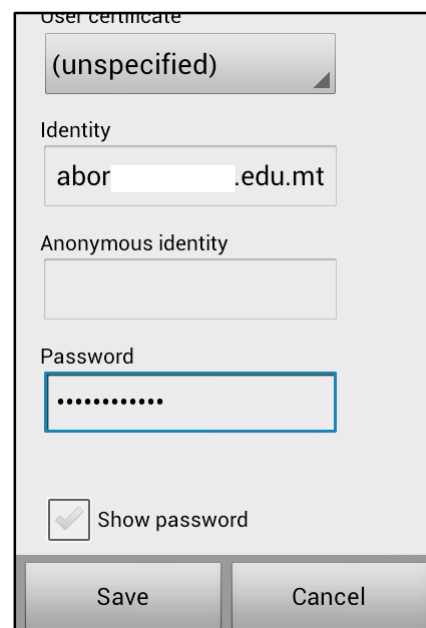
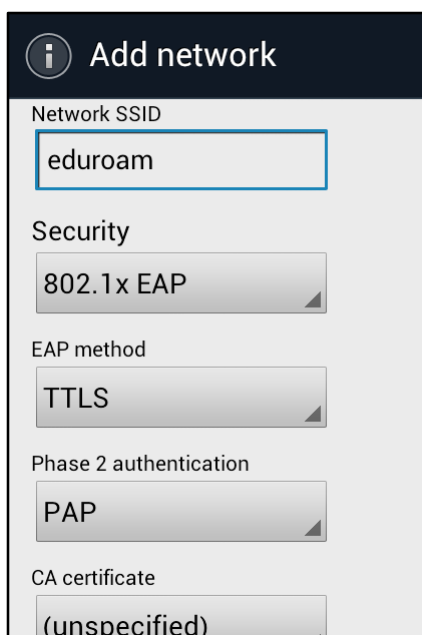
CA and User Certificates: **(unspecified)**

Identity: **University/Junior College email address**

e.g. john.borg@um.edu.mt, jbor0001@jc.um.edu.mt

Anonymous identity: **<leave blank>**

Password: **Your corresponding University or Junior College email password**



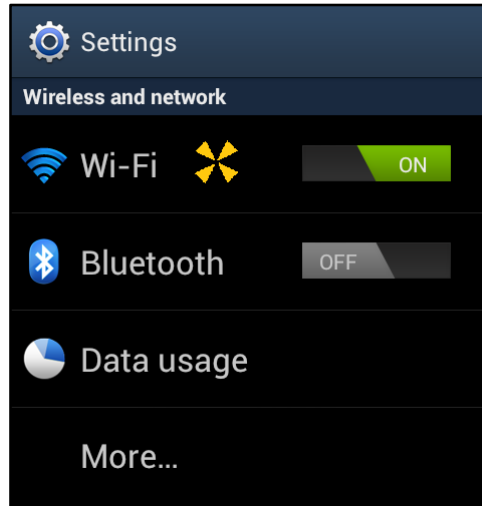
6. Tap **Save**. Your Android device will automatically connect to eduroam when you are within an eduroam network range.

Android 4 (Ice Cream Sandwich)

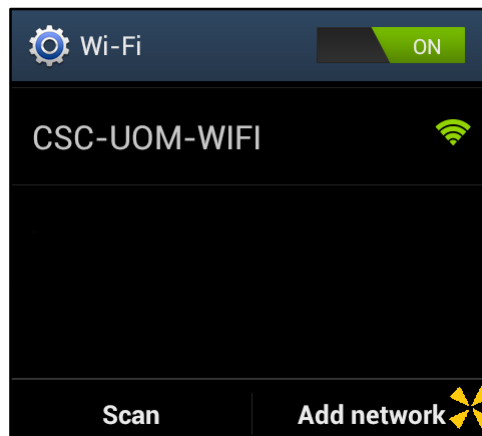
To set up eduroam:



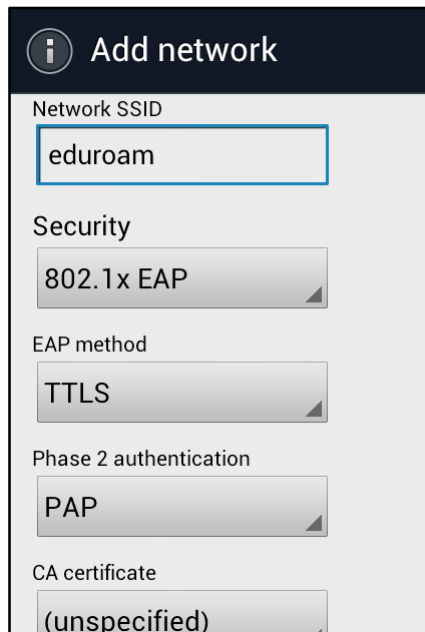
1. In the app drawer, tap **Settings**.
2. Ensure that the **Wi-Fi** setting is set to **ON**. In the Settings menu, tap **Wi-Fi**.



3. In Wi-Fi, tap **Add network**.



4. In the Add Network menu set/enter the details:

Network SSID: **eduroam**Security: **802.1x EAP**EAP method: **TTLS**Phase2 authentication: **PAP**CA and User Certificates: **(unspecified)**Identity: **University/Junior College email address**e.g. john.borg@um.edu.mt, jbor0001@jc.um.edu.mtAnonymous identity: **<leave blank>**Password: **Your corresponding University or Junior College email password**


Add network

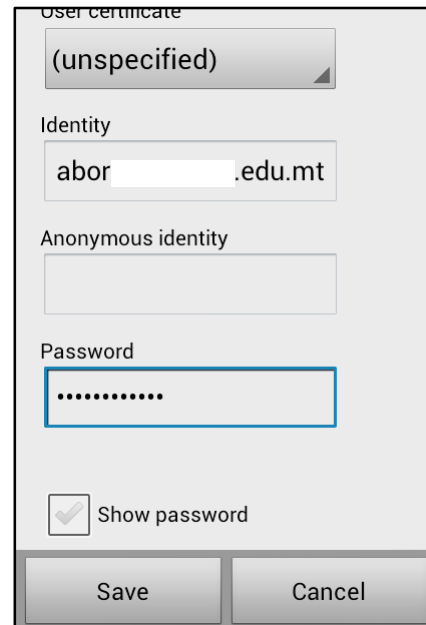
Network SSID
eduroam

Security
802.1x EAP

EAP method
TTLS

Phase 2 authentication
PAP

CA certificate
(unspecified)



User certificate
(unspecified)

Identity
abor[redacted].edu.mt

Anonymous identity
[empty]

Password
[redacted]

Show password

Save Cancel