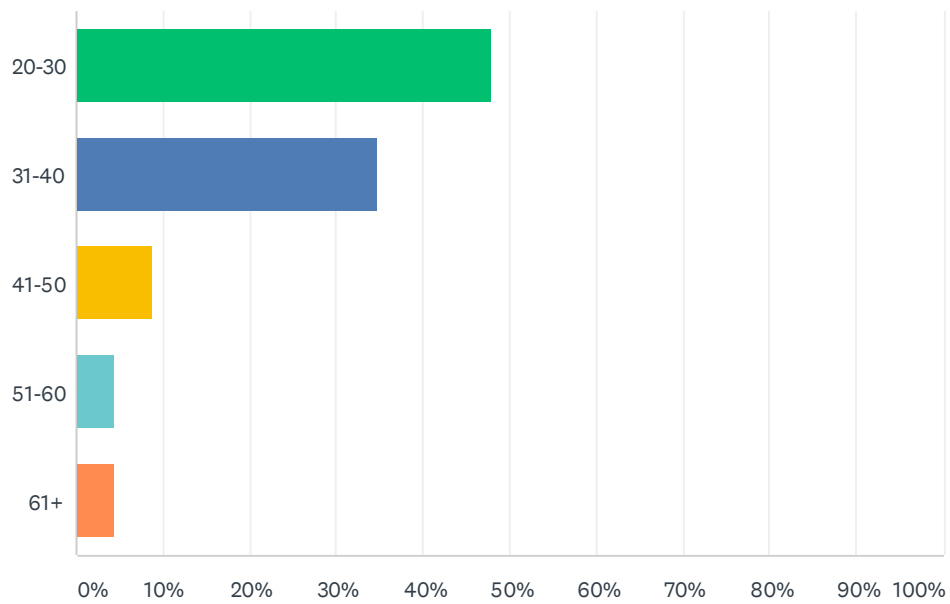


Q1 Age - Please select your age.

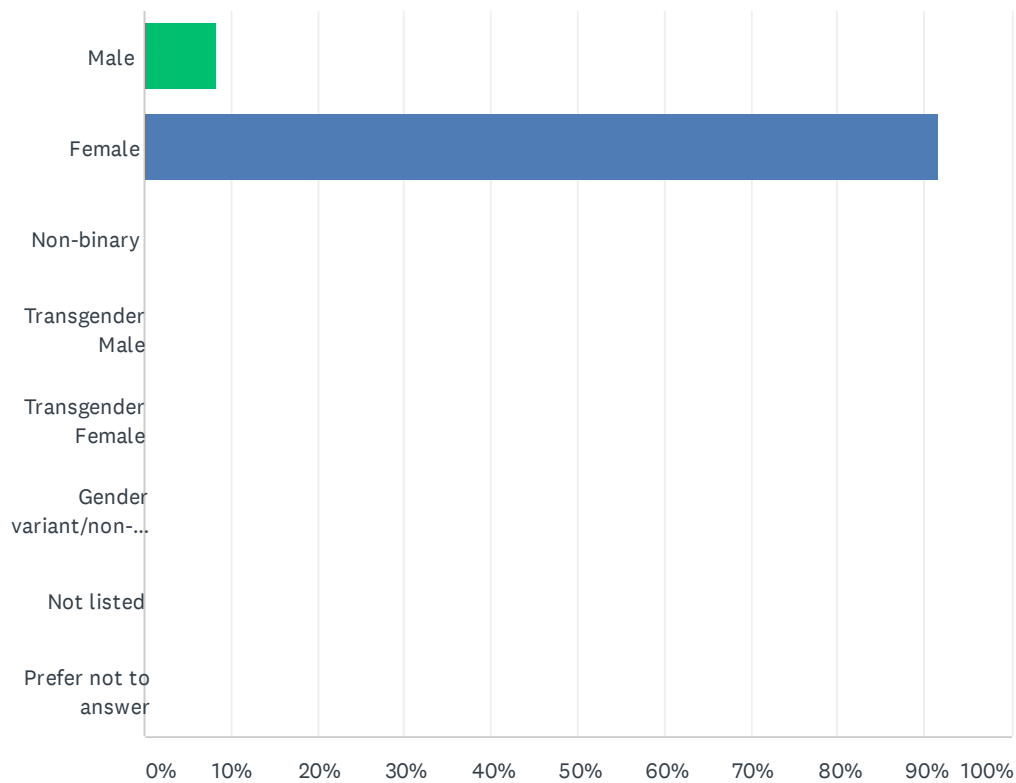
Answered: 23 Skipped: 1



ANSWER CHOICES	RESPONSES	
20-30	47.83%	11
31-40	34.78%	8
41-50	8.70%	2
51-60	4.35%	1
61+	4.35%	1
TOTAL		23

Q2 Which gender do you most identify with?

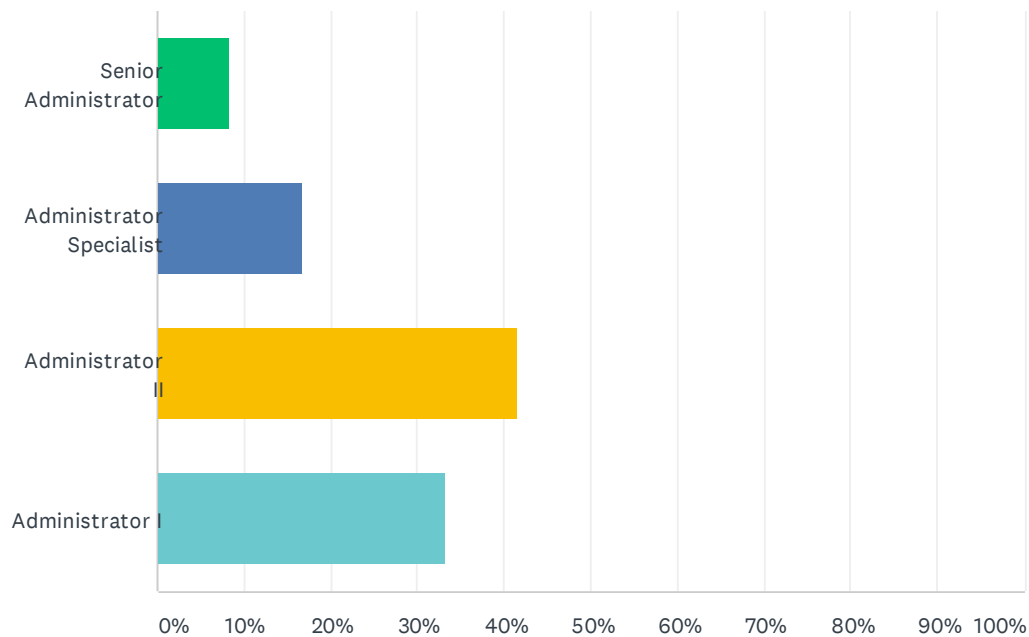
Answered: 24 Skipped: 0



ANSWER CHOICES	RESPONSES	
Male	8.33%	2
Female	91.67%	22
Non-binary	0.00%	0
Transgender Male	0.00%	0
Transgender Female	0.00%	0
Gender variant/non-conforming	0.00%	0
Not listed	0.00%	0
Prefer not to answer	0.00%	0
TOTAL		24

Q3 Please identify your status at the University of Malta?

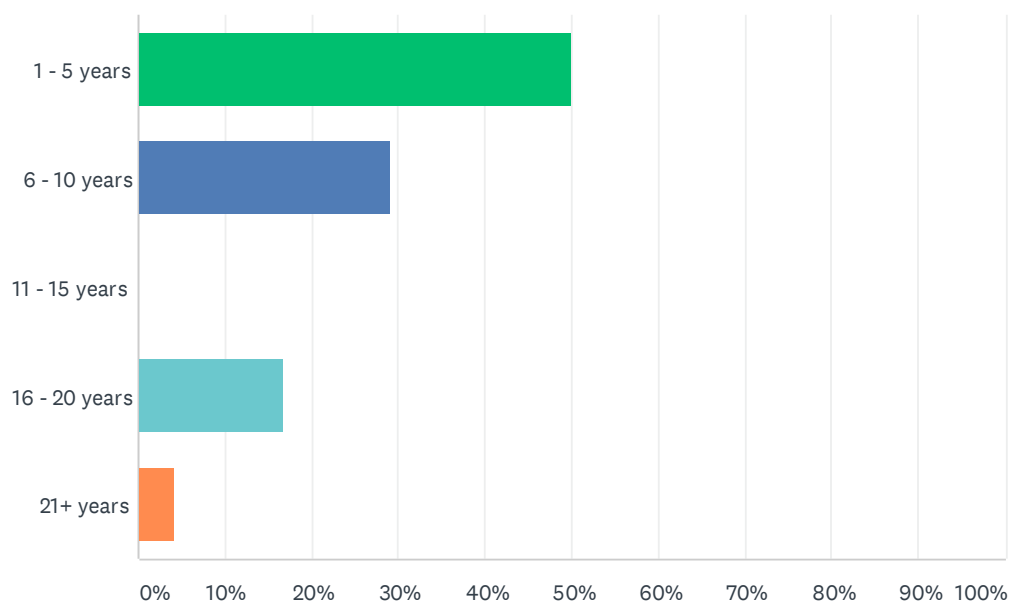
Answered: 24 Skipped: 0



ANSWER CHOICES	RESPONSES	
Senior Administrator	8.33%	2
Administrator Specialist	16.67%	4
Administrator II	41.67%	10
Administrator I	33.33%	8
TOTAL		24

Q4 Kindly indicate how long you have been working at the University of Malta:

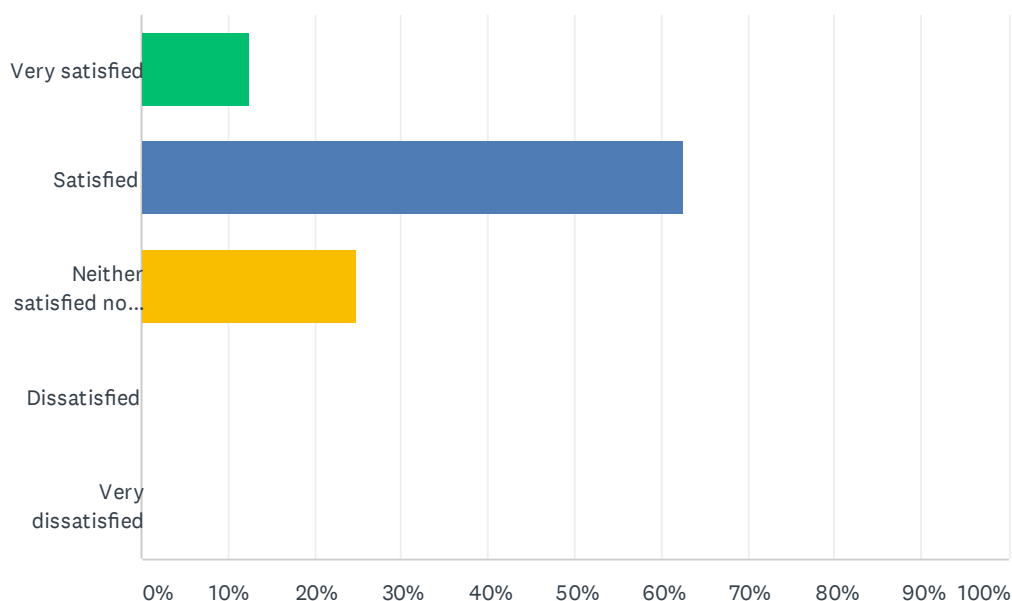
Answered: 24 Skipped: 0



ANSWER CHOICES	RESPONSES	
1 - 5 years	50.00%	12
6 - 10 years	29.17%	7
11 - 15 years	0.00%	0
16 - 20 years	16.67%	4
21+ years	4.17%	1
TOTAL		24

Q5 How satisfied are you with the amount of work you are required to do within your department?

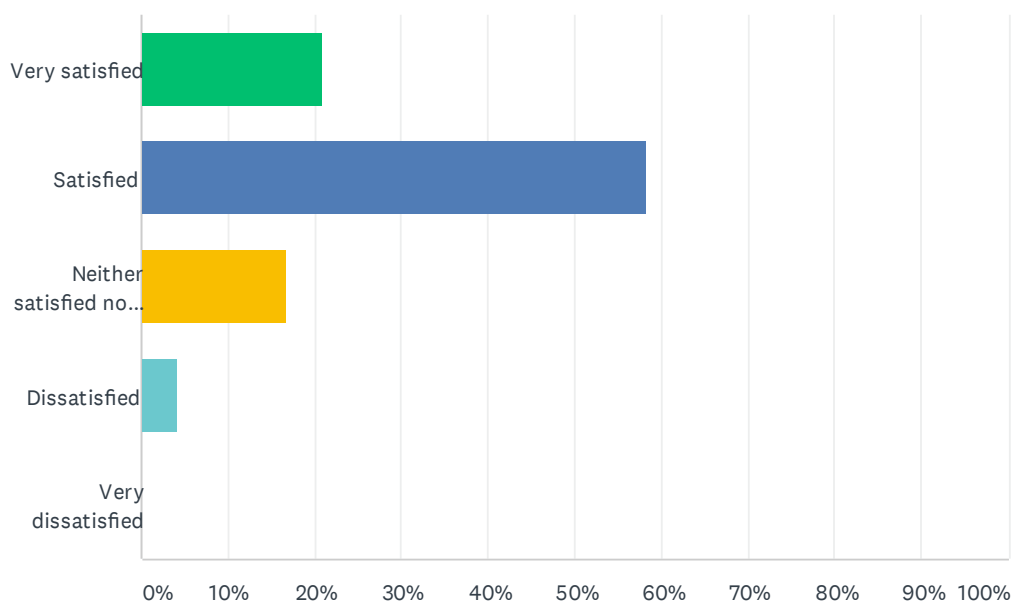
Answered: 24 Skipped: 0



ANSWER CHOICES	RESPONSES	
Very satisfied	12.50%	3
Satisfied	62.50%	15
Neither satisfied nor dissatisfied	25.00%	6
Dissatisfied	0.00%	0
Very dissatisfied	0.00%	0
TOTAL		24

Q6 How satisfied are you with the amount of student support you are required to give in your Department?

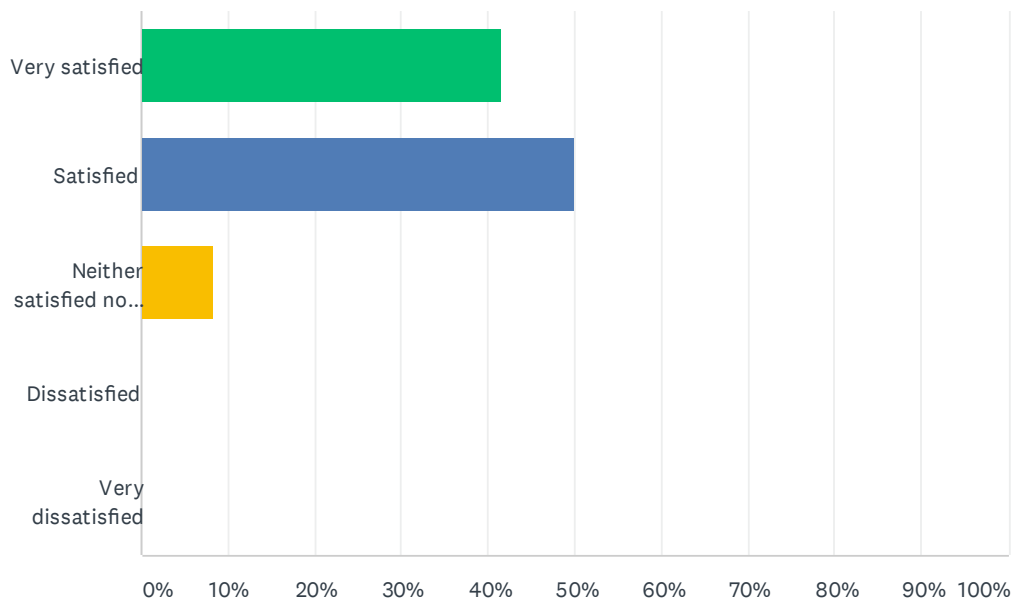
Answered: 24 Skipped: 0



ANSWER CHOICES	RESPONSES	
Very satisfied	20.83%	5
Satisfied	58.33%	14
Neither satisfied nor dissatisfied	16.67%	4
Dissatisfied	4.17%	1
Very dissatisfied	0.00%	0
TOTAL		24

Q7 How satisfied are you with the training opportunities?

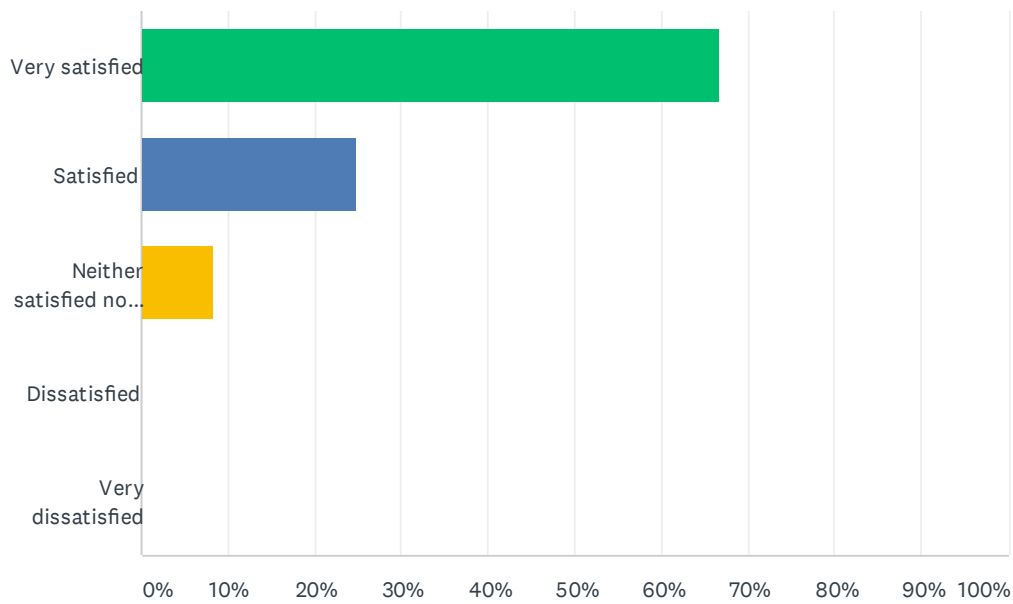
Answered: 24 Skipped: 0



ANSWER CHOICES	RESPONSES	
Very satisfied	41.67%	10
Satisfied	50.00%	12
Neither satisfied nor dissatisfied	8.33%	2
Dissatisfied	0.00%	0
Very dissatisfied	0.00%	0
TOTAL		24

Q8 How satisfied are you with the support you get from your HoD?

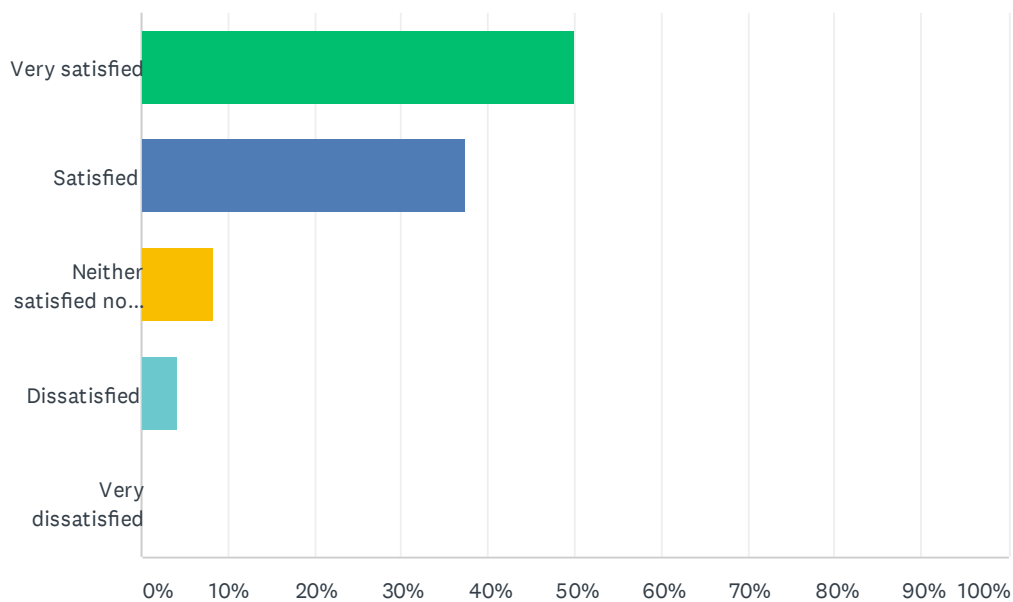
Answered: 24 Skipped: 0



ANSWER CHOICES	RESPONSES	
Very satisfied	66.67%	16
Satisfied	25.00%	6
Neither satisfied nor dissatisfied	8.33%	2
Dissatisfied	0.00%	0
Very dissatisfied	0.00%	0
TOTAL		24

Q9 How satisfied are you with how relationships are fostered in your Department?

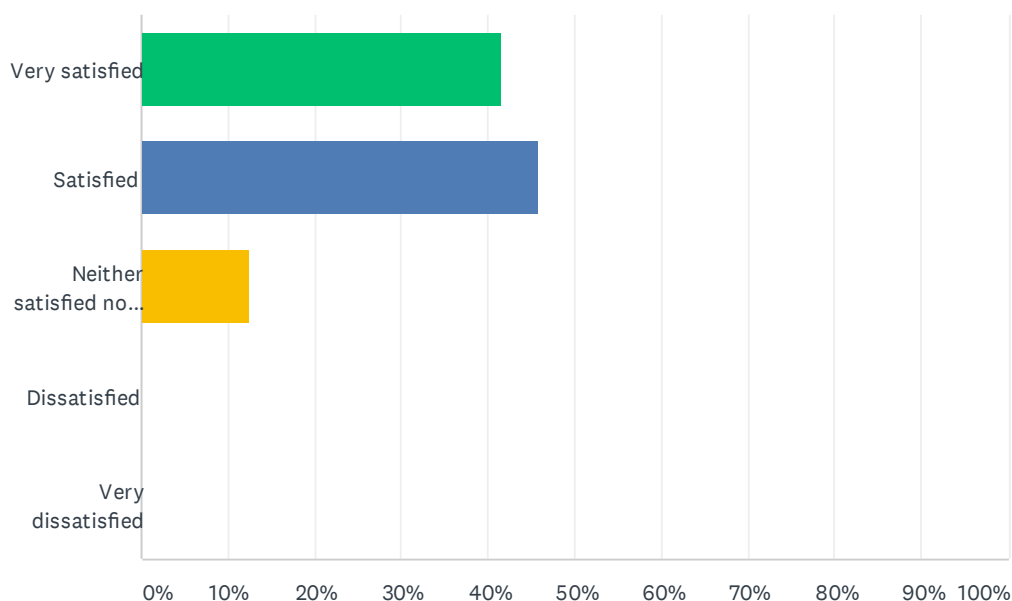
Answered: 24 Skipped: 0



ANSWER CHOICES	RESPONSES	
Very satisfied	50.00%	12
Satisfied	37.50%	9
Neither satisfied nor dissatisfied	8.33%	2
Dissatisfied	4.17%	1
Very dissatisfied	0.00%	0
TOTAL		24

Q10 How satisfied are you with the support you get from the Department for your personal needs?

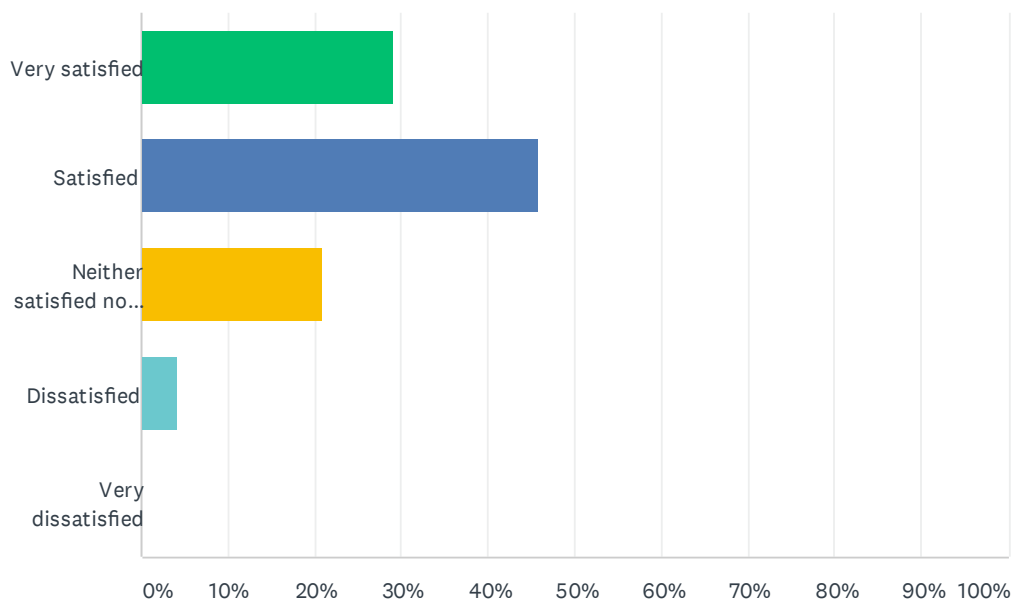
Answered: 24 Skipped: 0



ANSWER CHOICES	RESPONSES	
Very satisfied	41.67%	10
Satisfied	45.83%	11
Neither satisfied nor dissatisfied	12.50%	3
Dissatisfied	0.00%	0
Very dissatisfied	0.00%	0
TOTAL		24

Q11 How satisfied are you with the team-building activities in the Faculty?

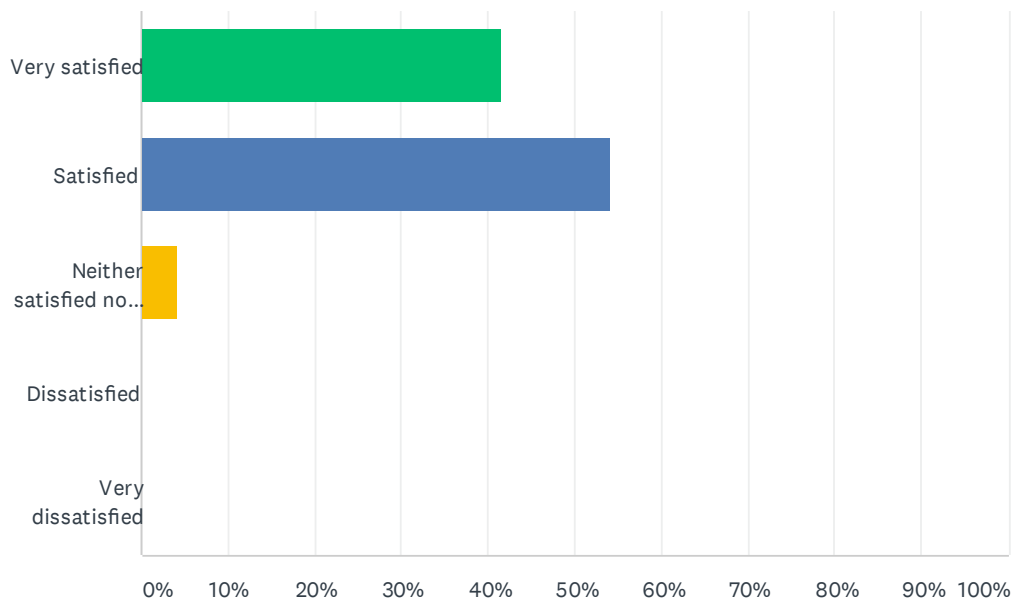
Answered: 24 Skipped: 0



ANSWER CHOICES	RESPONSES	
Very satisfied	29.17%	7
Satisfied	45.83%	11
Neither satisfied nor dissatisfied	20.83%	5
Dissatisfied	4.17%	1
Very dissatisfied	0.00%	0
TOTAL		24

Q12 How satisfied are you with the Faculty Officer's accessibility?

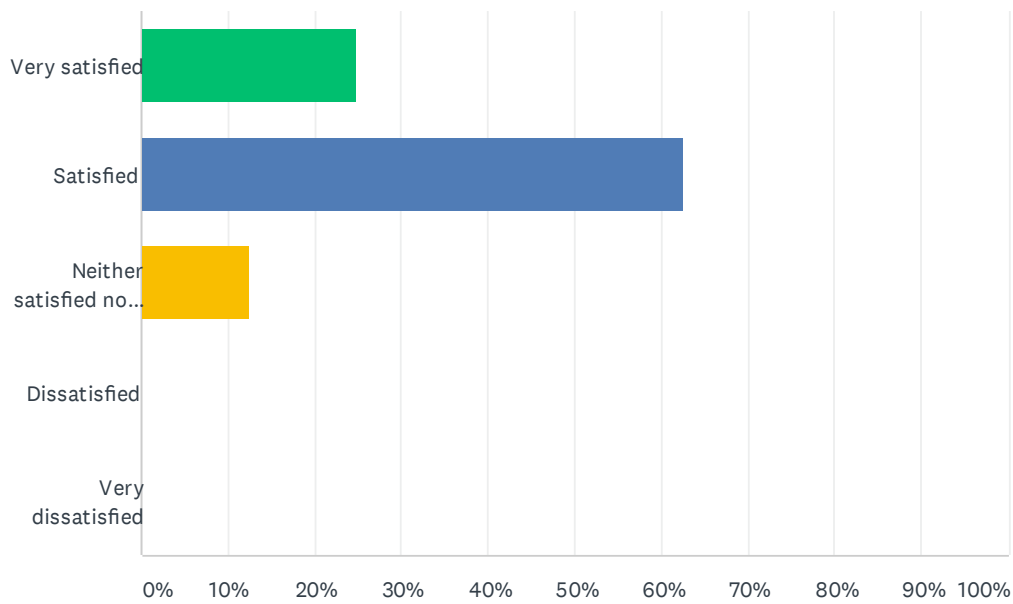
Answered: 24 Skipped: 0



ANSWER CHOICES	RESPONSES	
Very satisfied	41.67%	10
Satisfied	54.17%	13
Neither satisfied nor dissatisfied	4.17%	1
Dissatisfied	0.00%	0
Very dissatisfied	0.00%	0
TOTAL		24

Q13 How satisfied are you with the way academics relate to you?

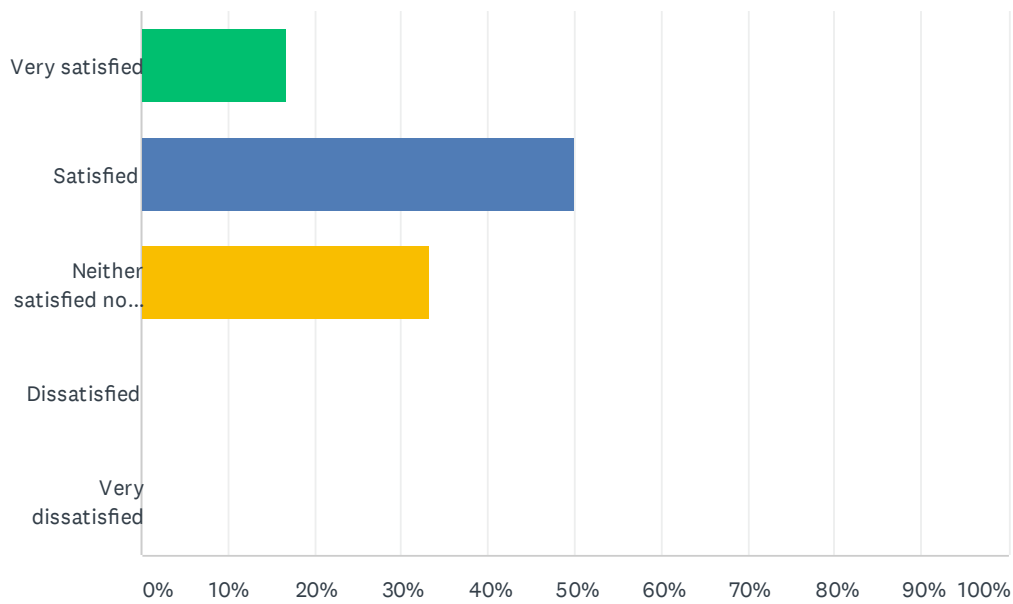
Answered: 24 Skipped: 0



ANSWER CHOICES	RESPONSES	
Very satisfied	25.00%	6
Satisfied	62.50%	15
Neither satisfied nor dissatisfied	12.50%	3
Dissatisfied	0.00%	0
Very dissatisfied	0.00%	0
TOTAL		24

Q14 How open is the Faculty to your ideas?

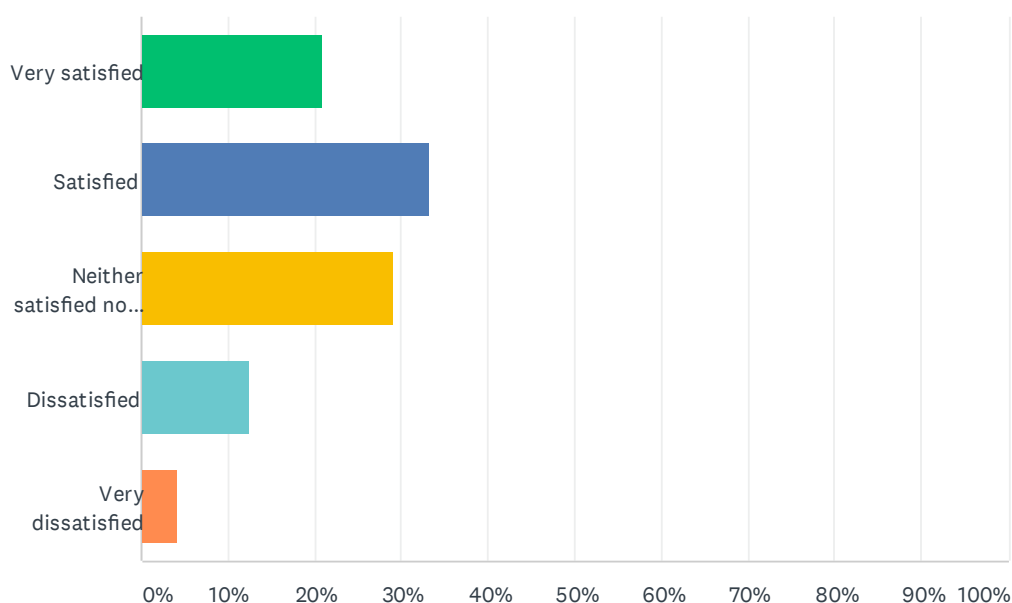
Answered: 24 Skipped: 0



ANSWER CHOICES	RESPONSES	
Very satisfied	16.67%	4
Satisfied	50.00%	12
Neither satisfied nor dissatisfied	33.33%	8
Dissatisfied	0.00%	0
Very dissatisfied	0.00%	0
TOTAL		24

Q15 How satisfied are you with the level of communication there is in the Faculty?

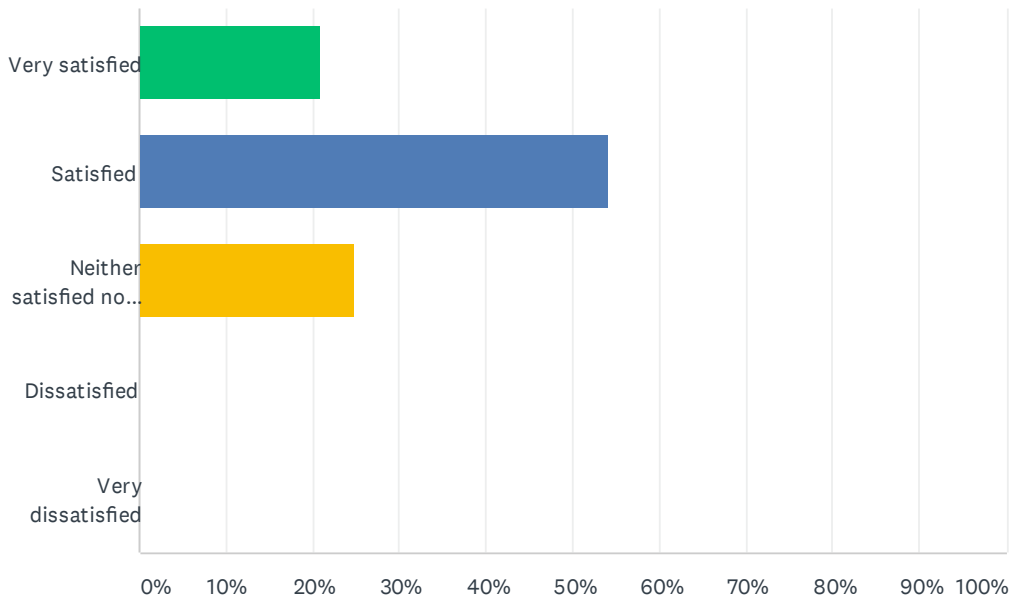
Answered: 24 Skipped: 0



ANSWER CHOICES	RESPONSES	
Very satisfied	20.83%	5
Satisfied	33.33%	8
Neither satisfied nor dissatisfied	29.17%	7
Dissatisfied	12.50%	3
Very dissatisfied	4.17%	1
TOTAL		24

Q16 How satisfied are you with the level of Social Engagement (link with social partners, activism, involvement in the media, etc) the Faculty is involved in?

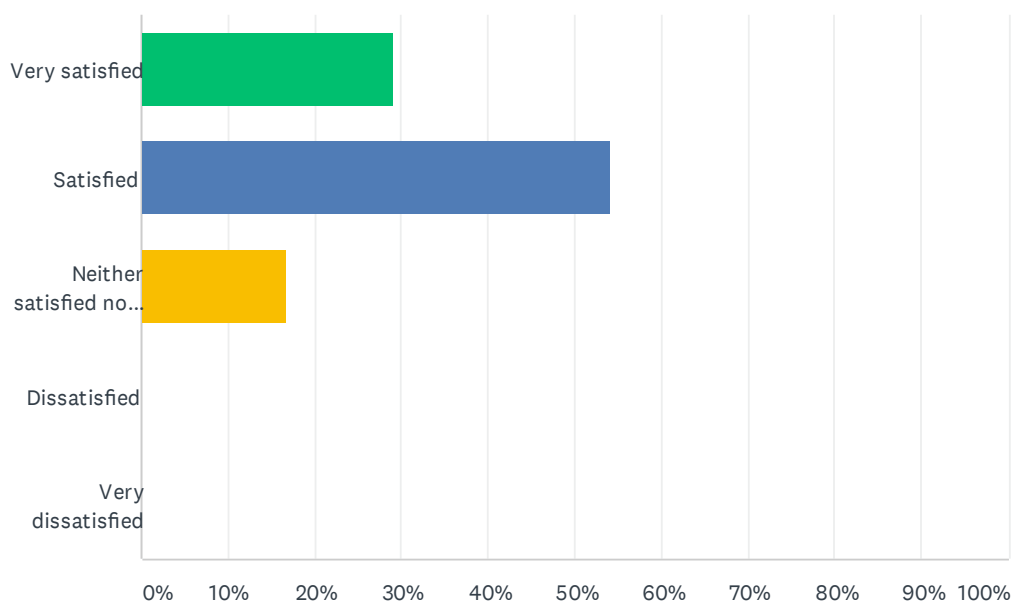
Answered: 24 Skipped: 0



ANSWER CHOICES	RESPONSES	
Very satisfied	20.83%	5
Satisfied	54.17%	13
Neither satisfied nor dissatisfied	25.00%	6
Dissatisfied	0.00%	0
Very dissatisfied	0.00%	0
TOTAL		24

Q17 How satisfied are you with the support you get from the Faculty for your personal needs?

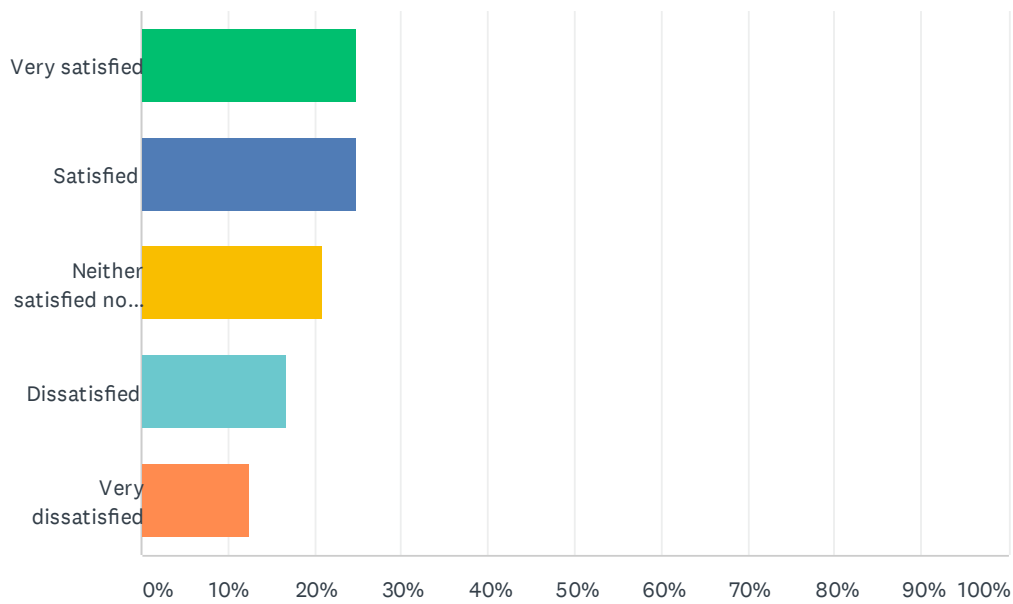
Answered: 24 Skipped: 0



ANSWER CHOICES	RESPONSES	
Very satisfied	29.17%	7
Satisfied	54.17%	13
Neither satisfied nor dissatisfied	16.67%	4
Dissatisfied	0.00%	0
Very dissatisfied	0.00%	0
TOTAL		24

Q18 How satisfied are you with your office-space arrangements?

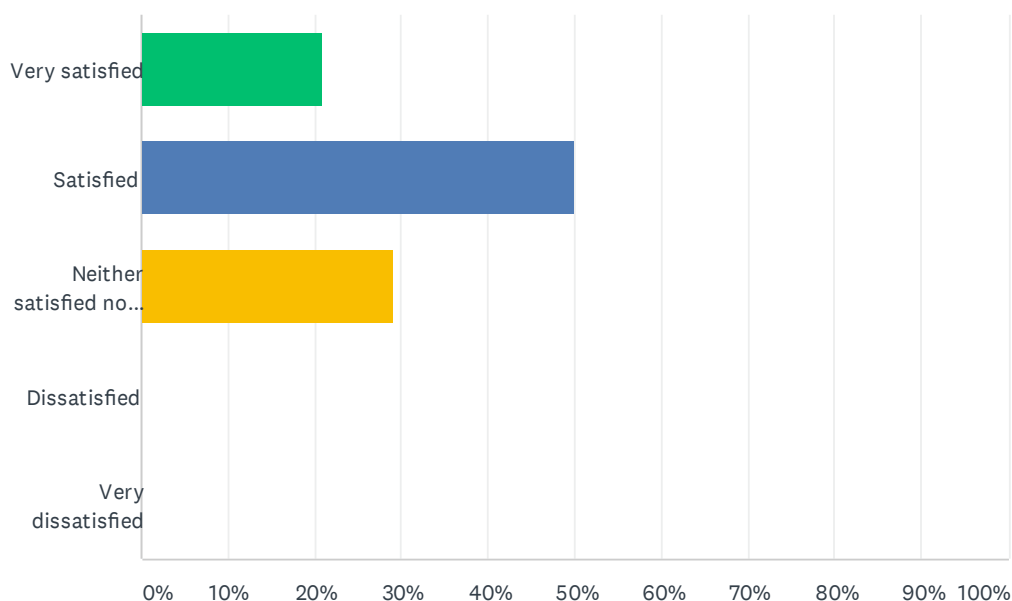
Answered: 24 Skipped: 0



ANSWER CHOICES	RESPONSES	
Very satisfied	25.00%	6
Satisfied	25.00%	6
Neither satisfied nor dissatisfied	20.83%	5
Dissatisfied	16.67%	4
Very dissatisfied	12.50%	3
TOTAL		24

Q19 How satisfied are you with the students involvement in the Department and Faculty events?

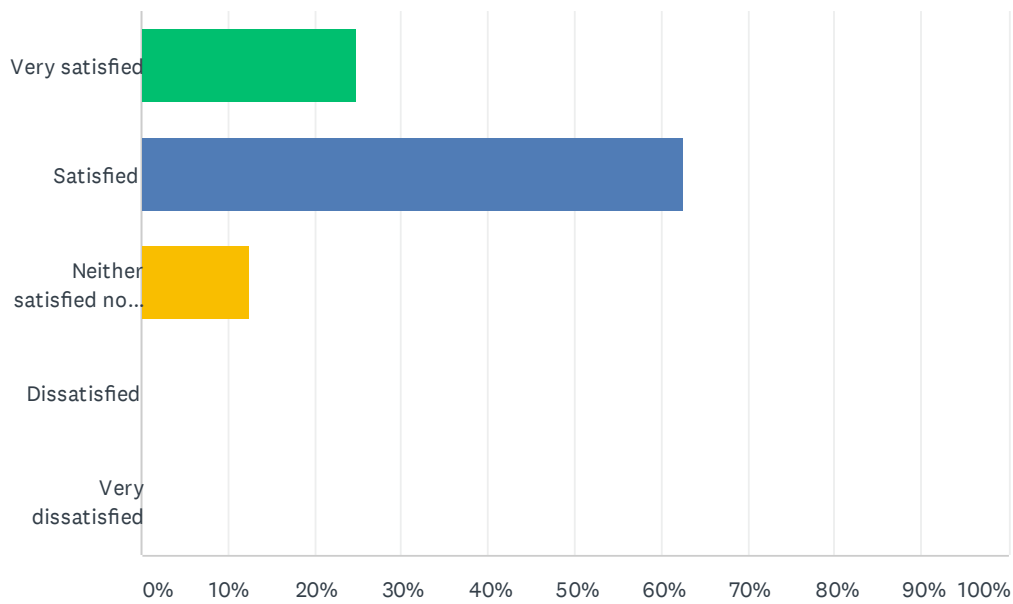
Answered: 24 Skipped: 0



ANSWER CHOICES	RESPONSES	
Very satisfied	20.83%	5
Satisfied	50.00%	12
Neither satisfied nor dissatisfied	29.17%	7
Dissatisfied	0.00%	0
Very dissatisfied	0.00%	0
TOTAL		24

Q20 How satisfied are you with your relationship with students?

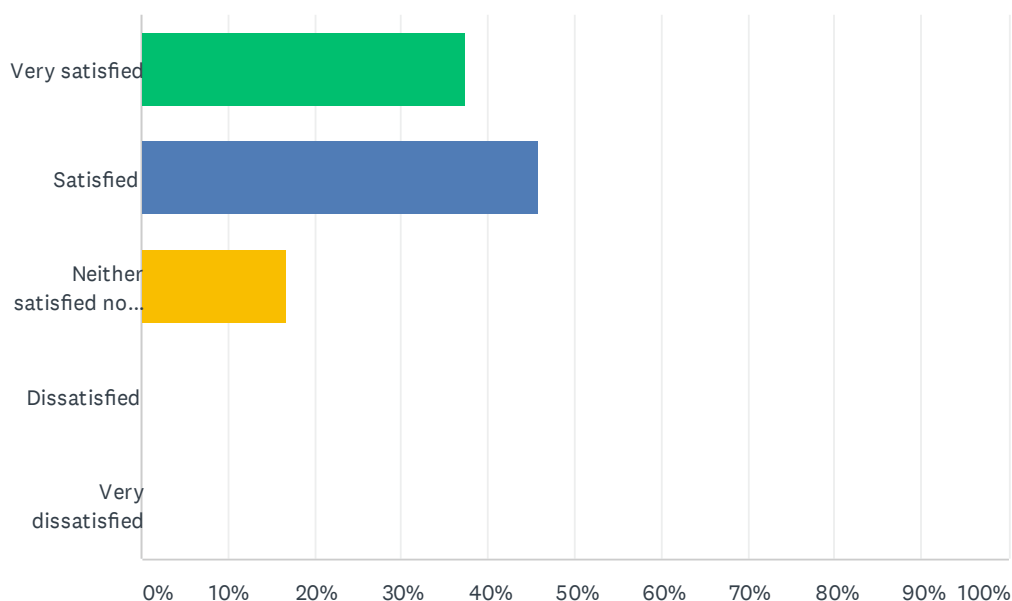
Answered: 24 Skipped: 0



ANSWER CHOICES	RESPONSES	
Very satisfied	25.00%	6
Satisfied	62.50%	15
Neither satisfied nor dissatisfied	12.50%	3
Dissatisfied	0.00%	0
Very dissatisfied	0.00%	0
TOTAL		24

Q21 How satisfied are you with office resources (photocopiers, printing, stationery, etc)?

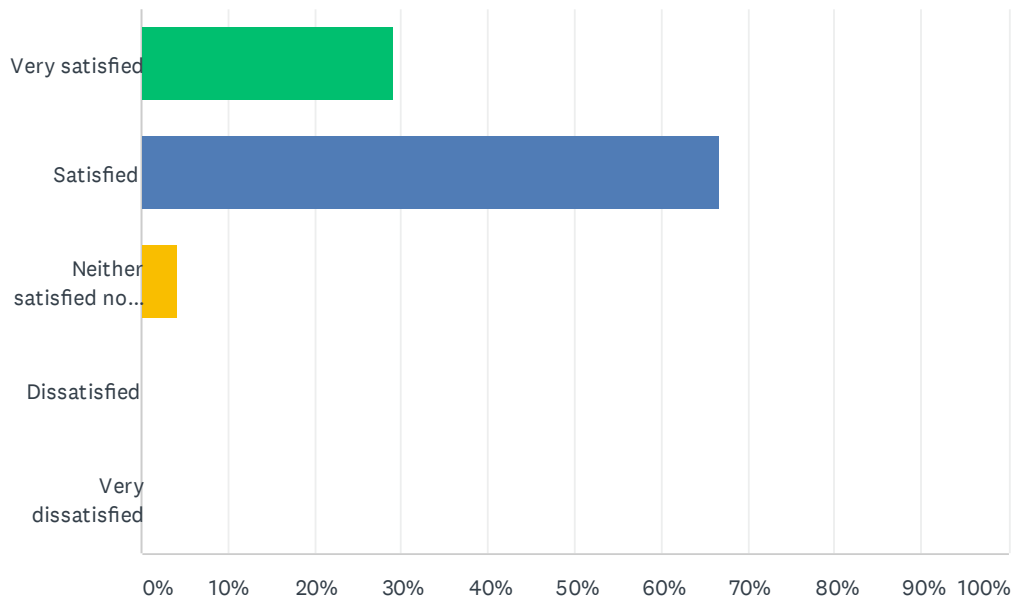
Answered: 24 Skipped: 0



ANSWER CHOICES	RESPONSES	
Very satisfied	37.50%	9
Satisfied	45.83%	11
Neither satisfied nor dissatisfied	16.67%	4
Dissatisfied	0.00%	0
Very dissatisfied	0.00%	0
TOTAL		24

Q22 How satisfied are you with the Dean's overall performance (leadership, support, implementation of manifesto, support to staff, support to departments, bringing in funding, visibility outside Faculty, encouraging scholarship, etc)?

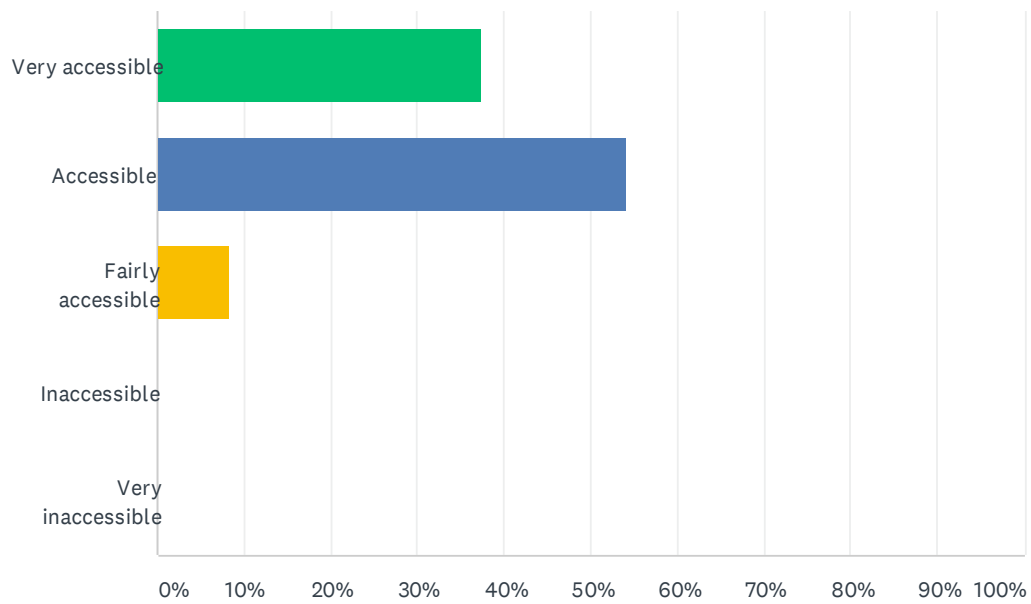
Answered: 24 Skipped: 0



ANSWER CHOICES	RESPONSES	
Very satisfied	29.17%	7
Satisfied	66.67%	16
Neither satisfied nor dissatisfied	4.17%	1
Dissatisfied	0.00%	0
Very dissatisfied	0.00%	0
TOTAL		24

Q23 How accessible and available is the Dean?

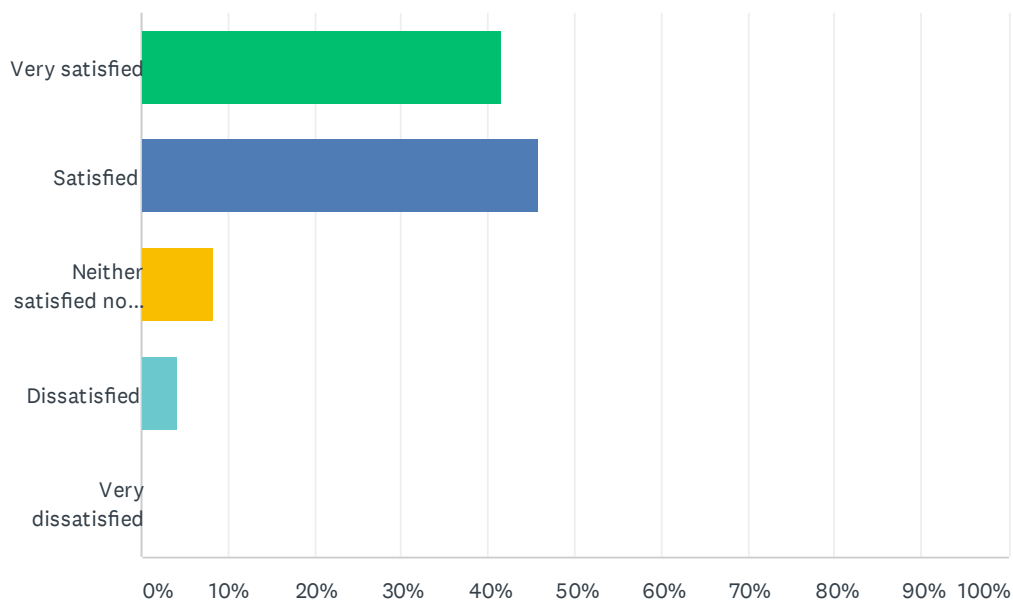
Answered: 24 Skipped: 0



ANSWER CHOICES	RESPONSES	
Very accessible	37.50%	9
Accessible	54.17%	13
Fairly accessible	8.33%	2
Inaccessible	0.00%	0
Very inaccessible	0.00%	0
TOTAL		24

Q24 Overall how satisfied are you with the Faculty Office (advise, support, efficiency, etc)?

Answered: 24 Skipped: 0



ANSWER CHOICES	RESPONSES	
Very satisfied	41.67%	10
Satisfied	45.83%	11
Neither satisfied nor dissatisfied	8.33%	2
Dissatisfied	4.17%	1
Very dissatisfied	0.00%	0
TOTAL		24

Q25 Any other comment

Answered: 4 Skipped: 20