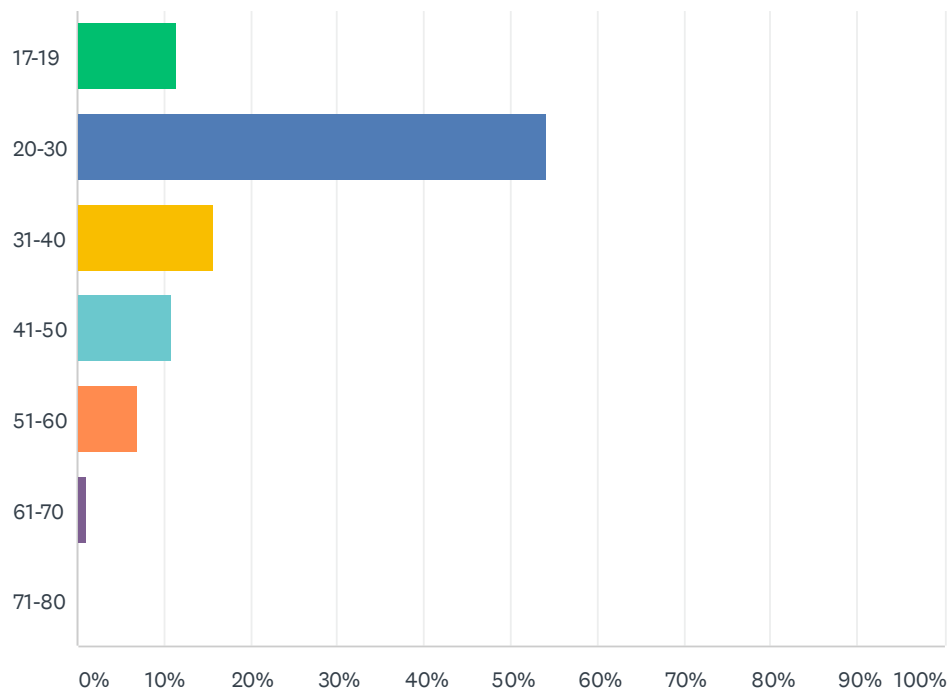


Q1 Age - Please select your age:

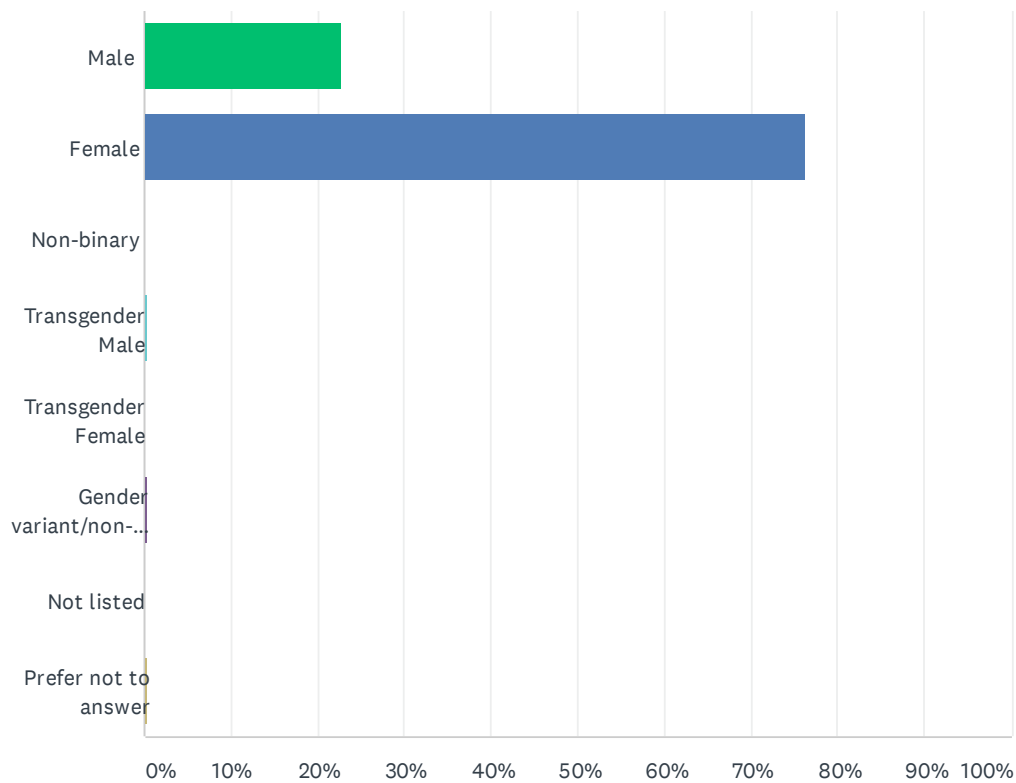
Answered: 294 Skipped: 1



ANSWER CHOICES	RESPONSES	
17-19	11.56%	34
20-30	54.08%	159
31-40	15.65%	46
41-50	10.88%	32
51-60	6.80%	20
61-70	1.02%	3
71-80	0.00%	0
TOTAL		294

Q2 Which gender do you most identify with?

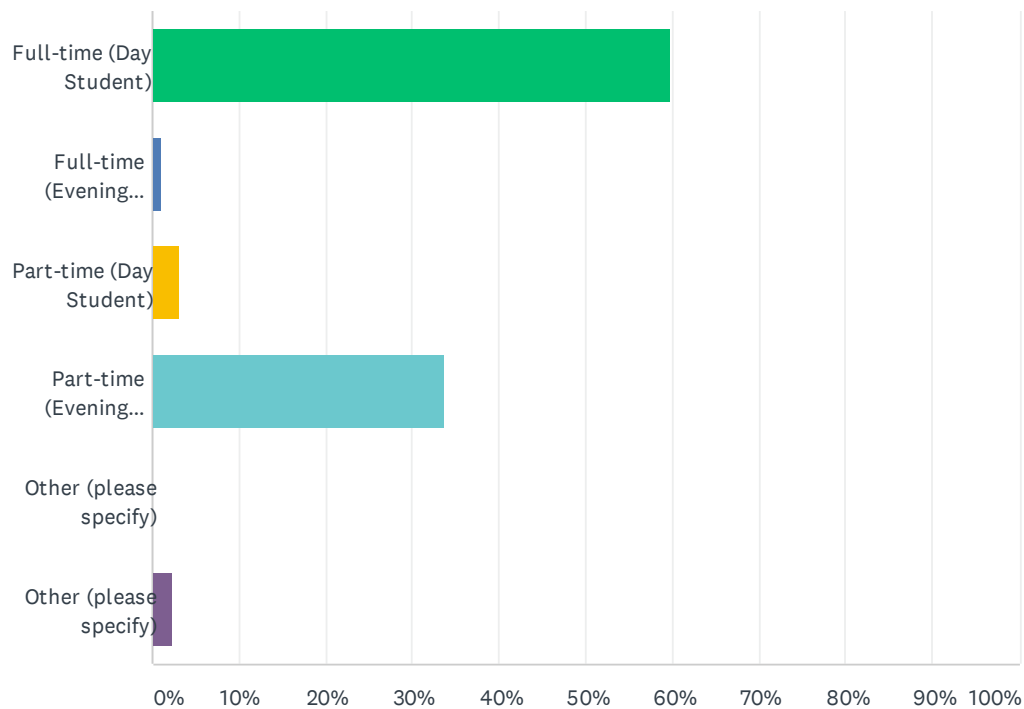
Answered: 295 Skipped: 0



ANSWER CHOICES	RESPONSES	
Male	22.71%	67
Female	76.27%	225
Non-binary	0.00%	0
Transgender Male	0.34%	1
Transgender Female	0.00%	0
Gender variant/non-conforming	0.34%	1
Not listed	0.00%	0
Prefer not to answer	0.34%	1
TOTAL		295

Q3 Please identify your status at the University of Malta?

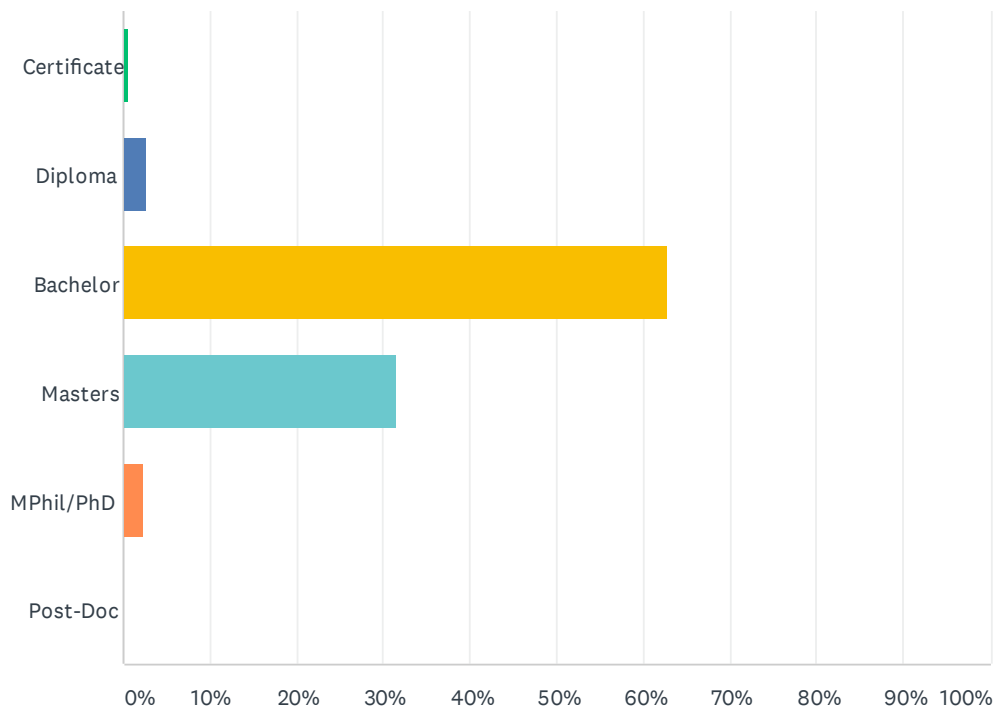
Answered: 294 Skipped: 1



ANSWER CHOICES	RESPONSES	
Full-time (Day Student)	59.86%	176
Full-time (Evening Student)	1.02%	3
Part-time (Day Student)	3.06%	9
Part-time (Evening Student)	33.67%	99
Other (please specify)	0.00%	0
Other (please specify)	2.38%	7
TOTAL		294

Q4 Please identify your programme level at the University of Malta

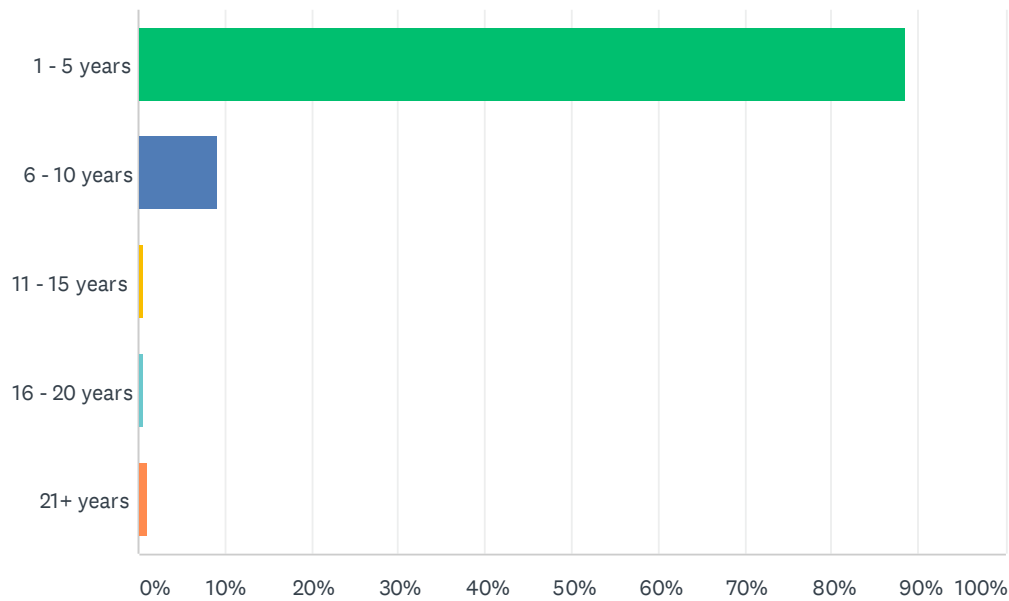
Answered: 295 Skipped: 0



ANSWER CHOICES	RESPONSES	
Certificate	0.68%	2
Diploma	2.71%	8
Bachelor	62.71%	185
Masters	31.53%	93
MPhil/PhD	2.37%	7
Post-Doc	0.00%	0
TOTAL		295

Q5 Kindly indicate how long you have been studying at the University of Malta by selecting one of the following options:

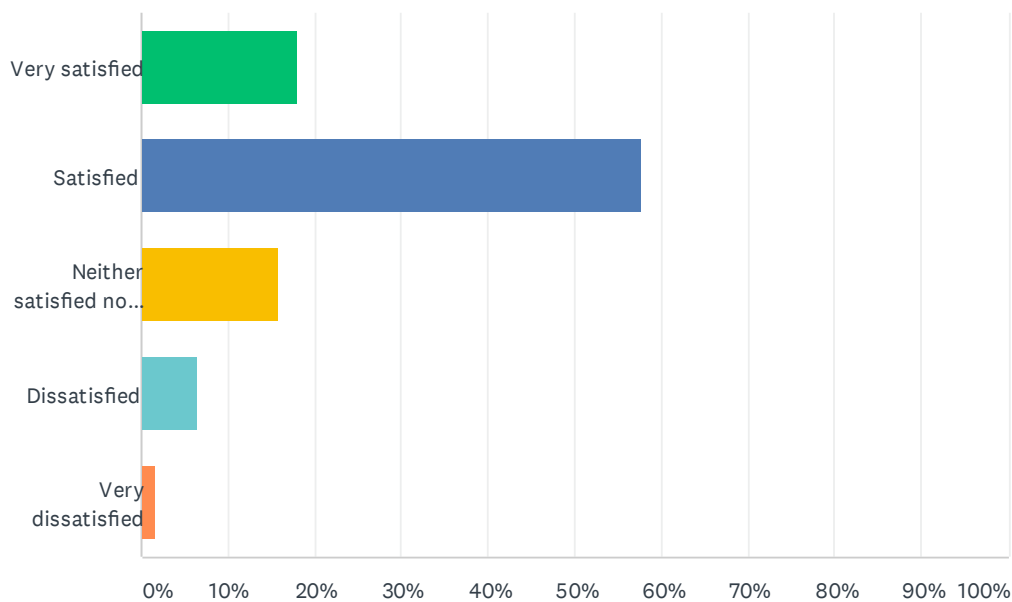
Answered: 295 Skipped: 0



ANSWER CHOICES	RESPONSES	
1 - 5 years	88.47%	261
6 - 10 years	9.15%	27
11 - 15 years	0.68%	2
16 - 20 years	0.68%	2
21+ years	1.02%	3
TOTAL		295

Q6 How satisfied are you with the amount of lecturing you are required to engage in?

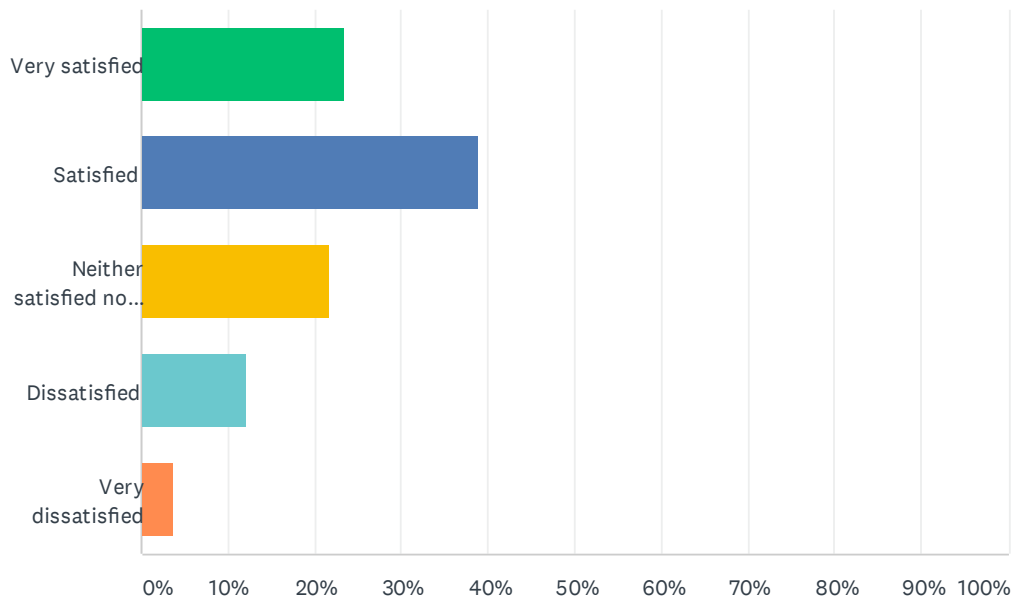
Answered: 294 Skipped: 1



ANSWER CHOICES	RESPONSES	
Very satisfied	18.03%	53
Satisfied	57.82%	170
Neither satisfied nor dissatisfied	15.99%	47
Dissatisfied	6.46%	19
Very dissatisfied	1.70%	5
TOTAL		294

Q7 How satisfied are you with the mentoring (dissertation supervision, tutorials, personal, etc) you are given by your Department?

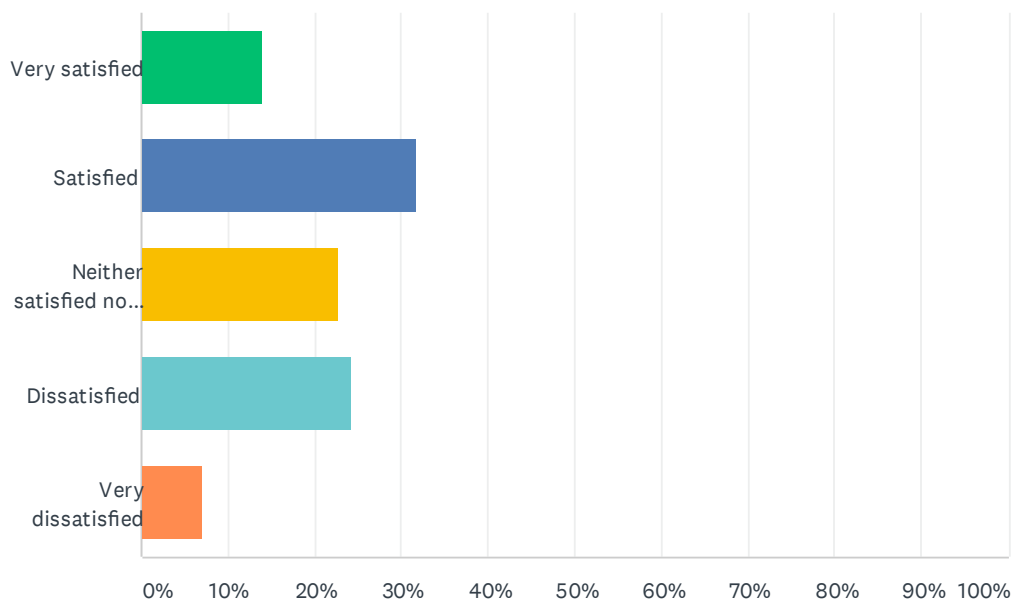
Answered: 295 Skipped: 0



ANSWER CHOICES	RESPONSES	
Very satisfied	23.39%	69
Satisfied	38.98%	115
Neither satisfied nor dissatisfied	21.69%	64
Dissatisfied	12.20%	36
Very dissatisfied	3.73%	11
TOTAL		295

Q8 How satisfied are you with the feedback you are given by your Department following assessment?

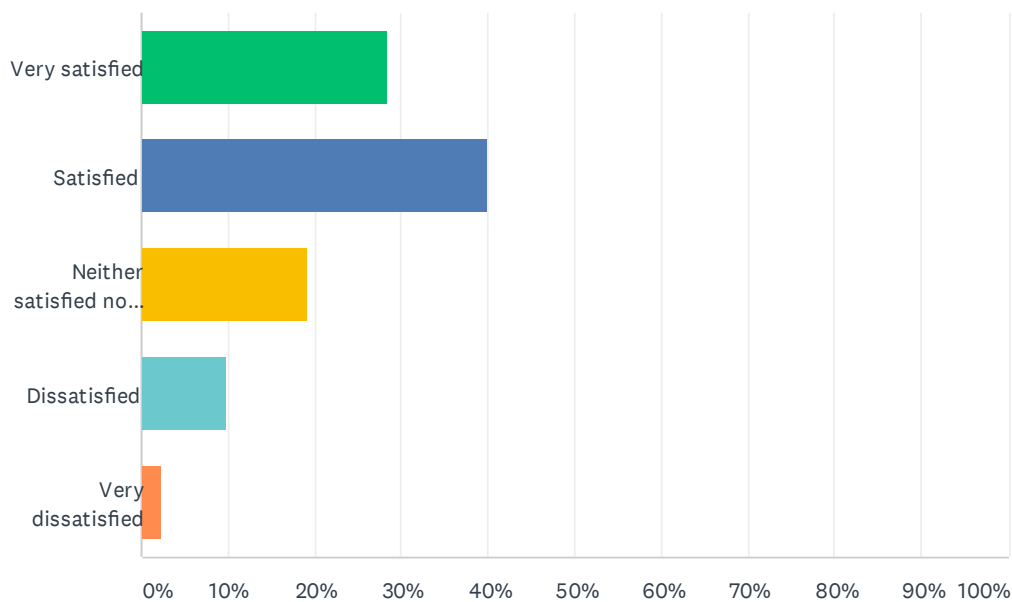
Answered: 293 Skipped: 2



ANSWER CHOICES	RESPONSES	
Very satisfied	13.99%	41
Satisfied	31.74%	93
Neither satisfied nor dissatisfied	22.87%	67
Dissatisfied	24.23%	71
Very dissatisfied	7.17%	21
TOTAL		293

Q9 How satisfied are you with administrative support you are given by your Department?

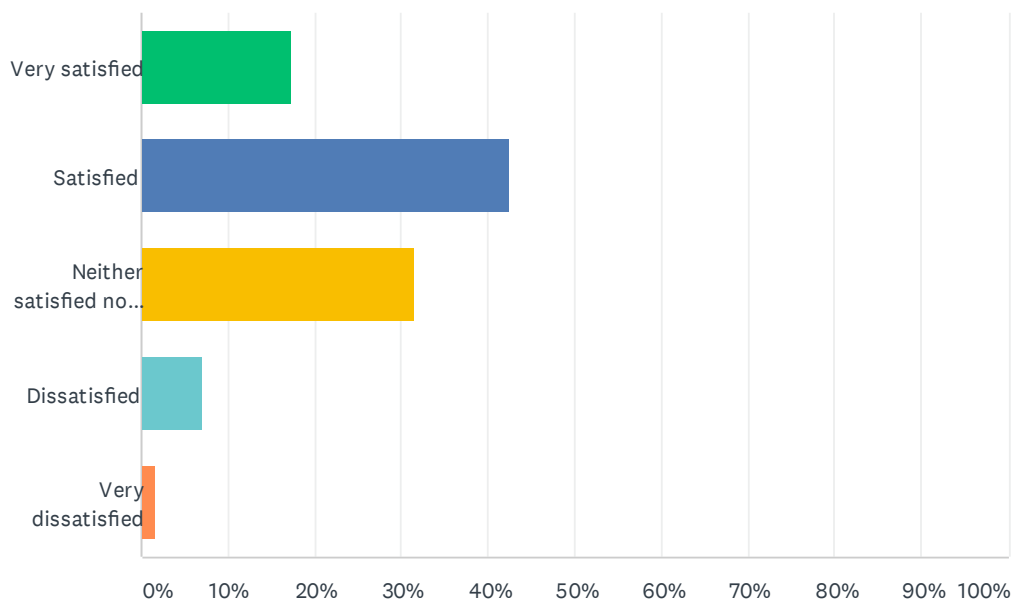
Answered: 295 Skipped: 0



ANSWER CHOICES	RESPONSES	
Very satisfied	28.47%	84
Satisfied	40.00%	118
Neither satisfied nor dissatisfied	19.32%	57
Dissatisfied	9.83%	29
Very dissatisfied	2.37%	7
TOTAL		295

Q10 How satisfied are you with the research opportunities at your disposal in your Faculty?

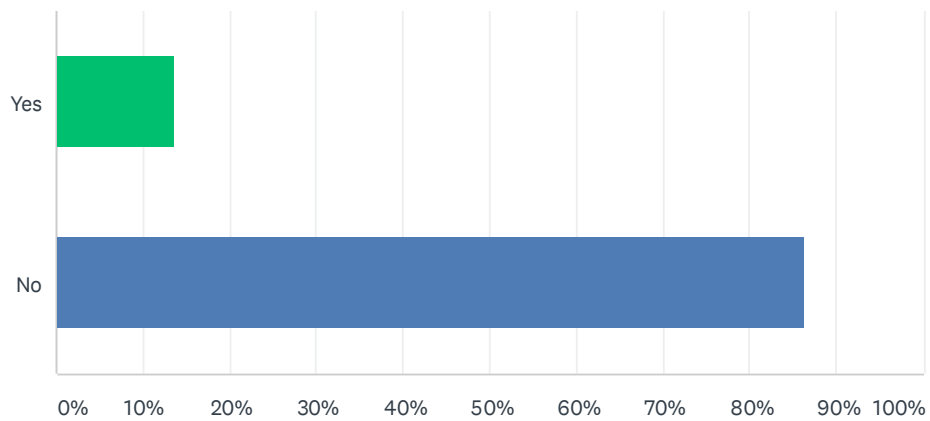
Answered: 295 Skipped: 0



ANSWER CHOICES	RESPONSES	
Very satisfied	17.29%	51
Satisfied	42.37%	125
Neither satisfied nor dissatisfied	31.53%	93
Dissatisfied	7.12%	21
Very dissatisfied	1.69%	5
TOTAL		295

Q11 Have you ever attended an Erasmus (or a similar) programme?

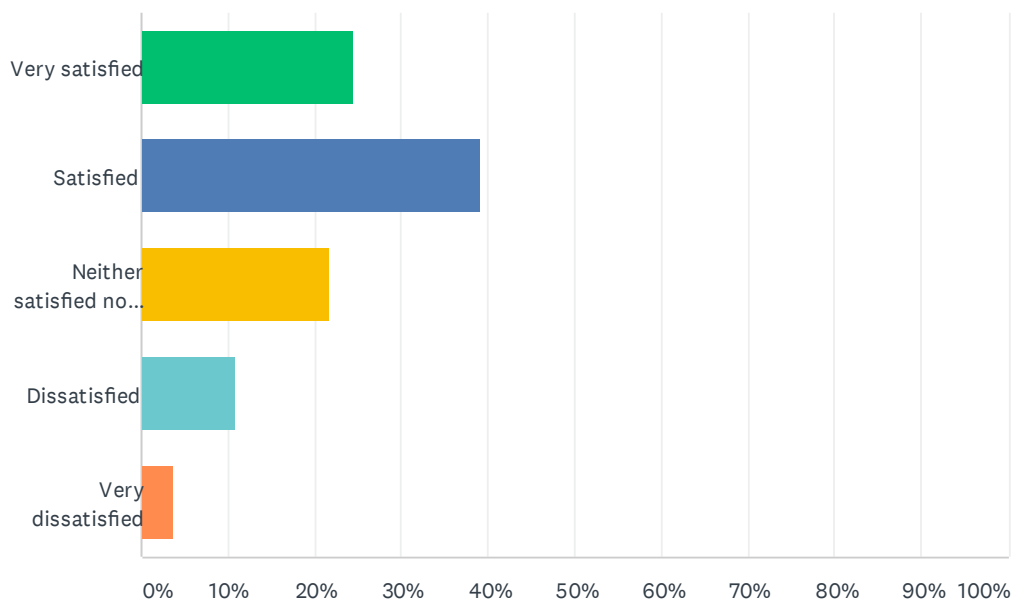
Answered: 294 Skipped: 1



ANSWER CHOICES		RESPONSES	
Yes		13.61%	40
No		86.39%	254
TOTAL			294

Q12 How satisfied are you with the responsiveness to your needs in your Department?

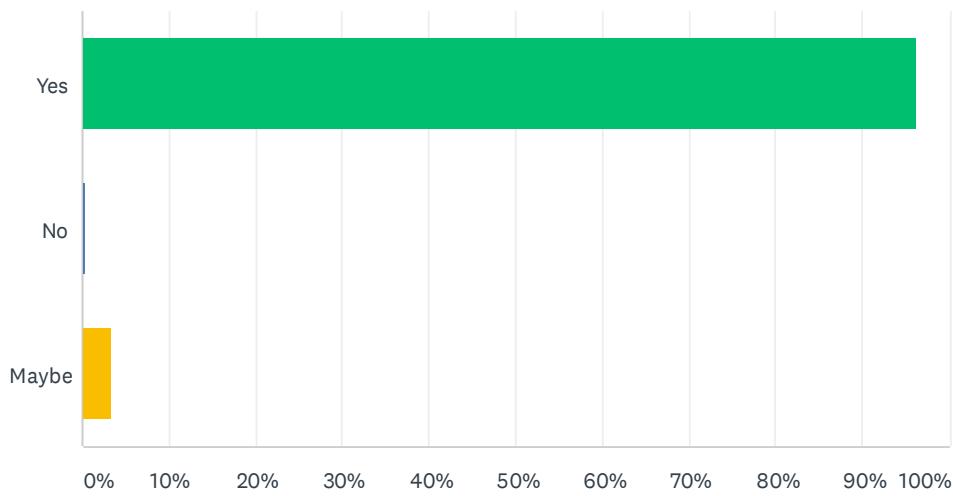
Answered: 294 Skipped: 1



ANSWER CHOICES	RESPONSES	
Very satisfied	24.49%	72
Satisfied	39.12%	115
Neither satisfied nor dissatisfied	21.77%	64
Dissatisfied	10.88%	32
Very dissatisfied	3.74%	11
TOTAL		294

Q13 Do you know who is the Head of your Department?

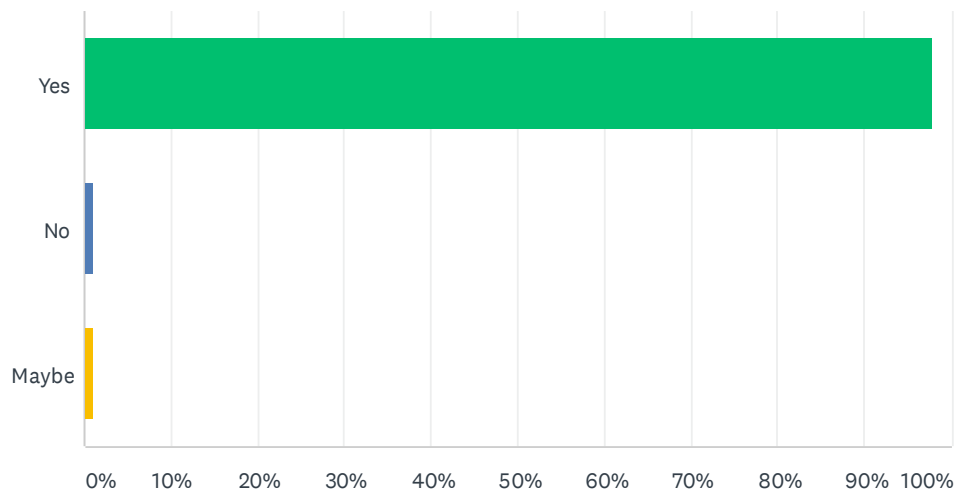
Answered: 294 Skipped: 1



ANSWER CHOICES	RESPONSES	
Yes	96.26%	283
No	0.34%	1
Maybe	3.40%	10
TOTAL		294

Q14 Do you know who the Dean of your Faculty is?

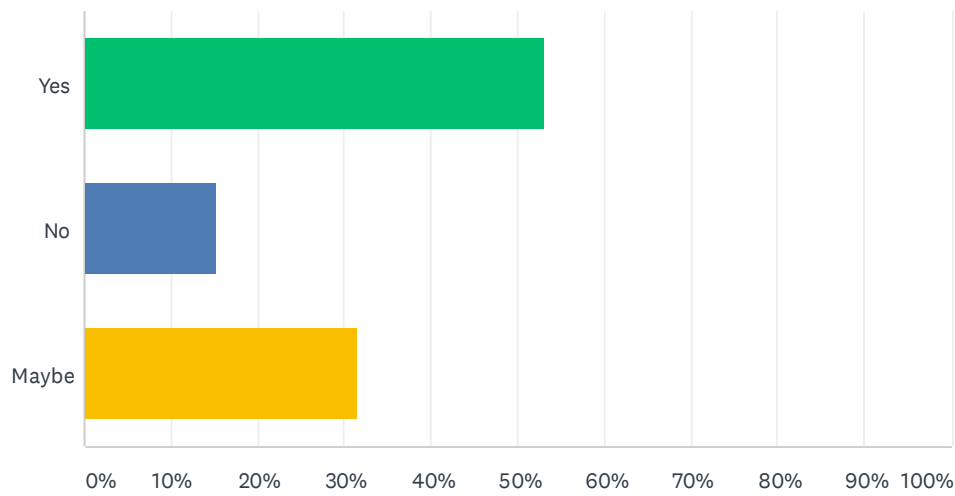
Answered: 295 Skipped: 0



ANSWER CHOICES	RESPONSES	
Yes	97.97%	289
No	1.02%	3
Maybe	1.02%	3
TOTAL		295

Q15 Do you feel that the Faculty is ready to hear your views?

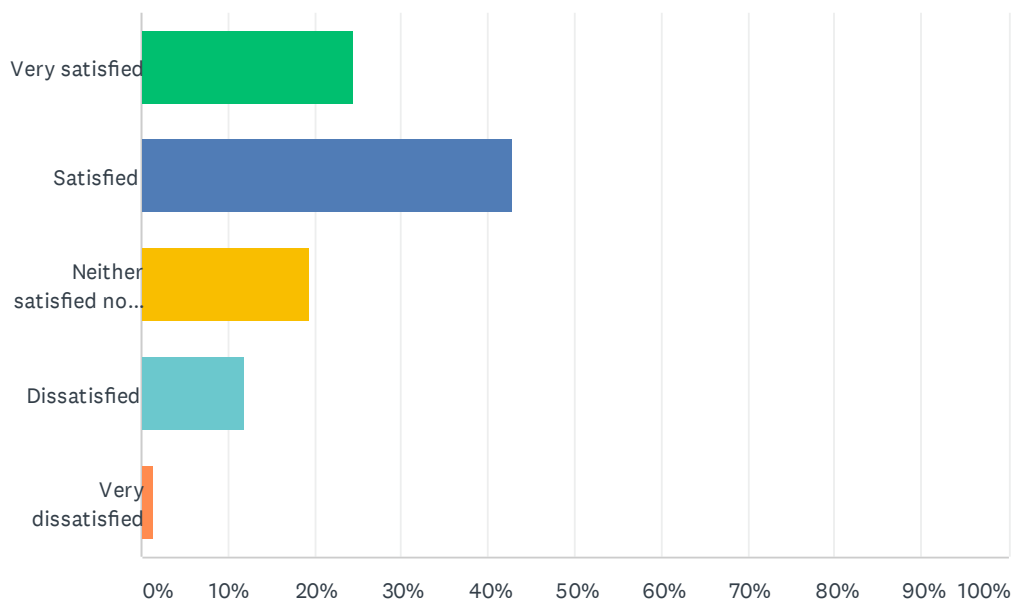
Answered: 294 Skipped: 1



ANSWER CHOICES	RESPONSES	
Yes	53.06%	156
No	15.31%	45
Maybe	31.63%	93
TOTAL		294

Q16 How satisfied are you with the level of communication of information in the Faculty?

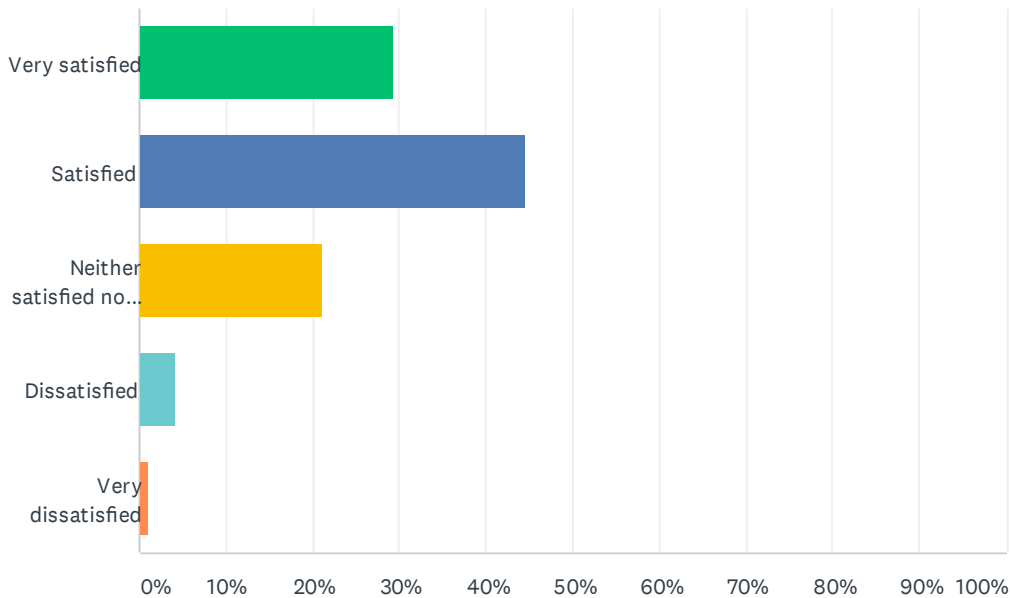
Answered: 294 Skipped: 1



ANSWER CHOICES	RESPONSES	
Very satisfied	24.49%	72
Satisfied	42.86%	126
Neither satisfied nor dissatisfied	19.39%	57
Dissatisfied	11.90%	35
Very dissatisfied	1.36%	4
TOTAL		294

Q17 How satisfied are you with the level of social engagement (link with social partners, activism, involvement in the media, etc) the Faculty is involved in?

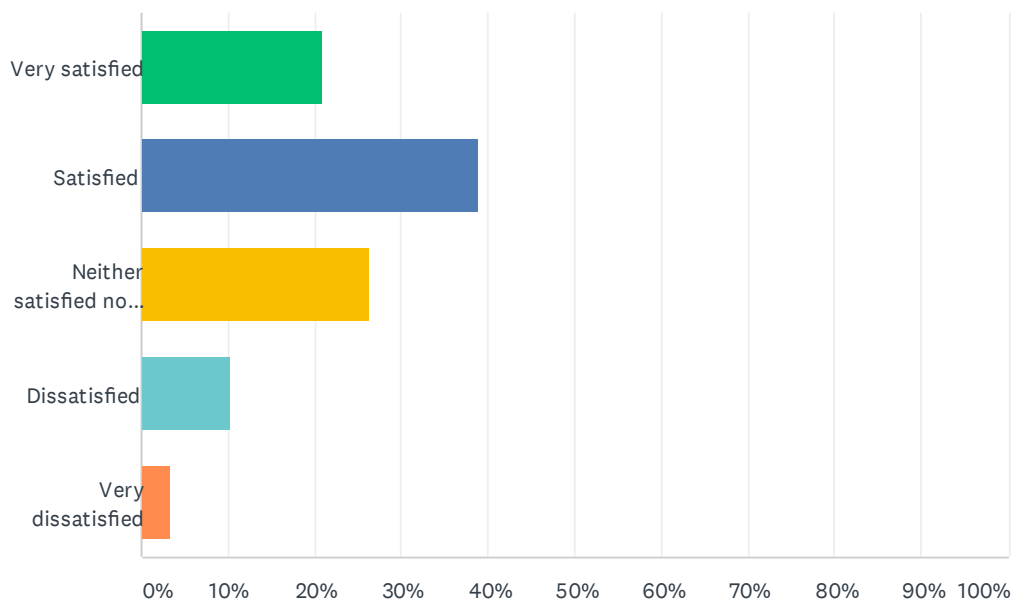
Answered: 294 Skipped: 1



ANSWER CHOICES	RESPONSES	
Very satisfied	29.25%	86
Satisfied	44.56%	131
Neither satisfied nor dissatisfied	21.09%	62
Dissatisfied	4.08%	12
Very dissatisfied	1.02%	3
TOTAL		294

Q18 How satisfied are you with the responsiveness to your needs in your Faculty?

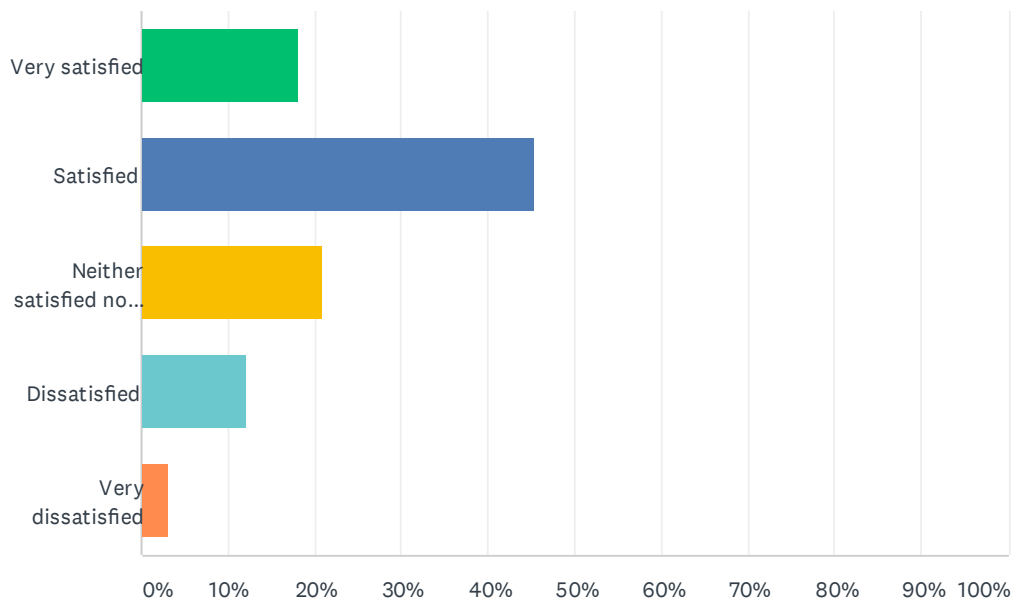
Answered: 295 Skipped: 0



ANSWER CHOICES	RESPONSES	
Very satisfied	21.02%	62
Satisfied	38.98%	115
Neither satisfied nor dissatisfied	26.44%	78
Dissatisfied	10.17%	30
Very dissatisfied	3.39%	10
TOTAL		295

Q19 How satisfied are you with the lecturing/tutorials facilities?

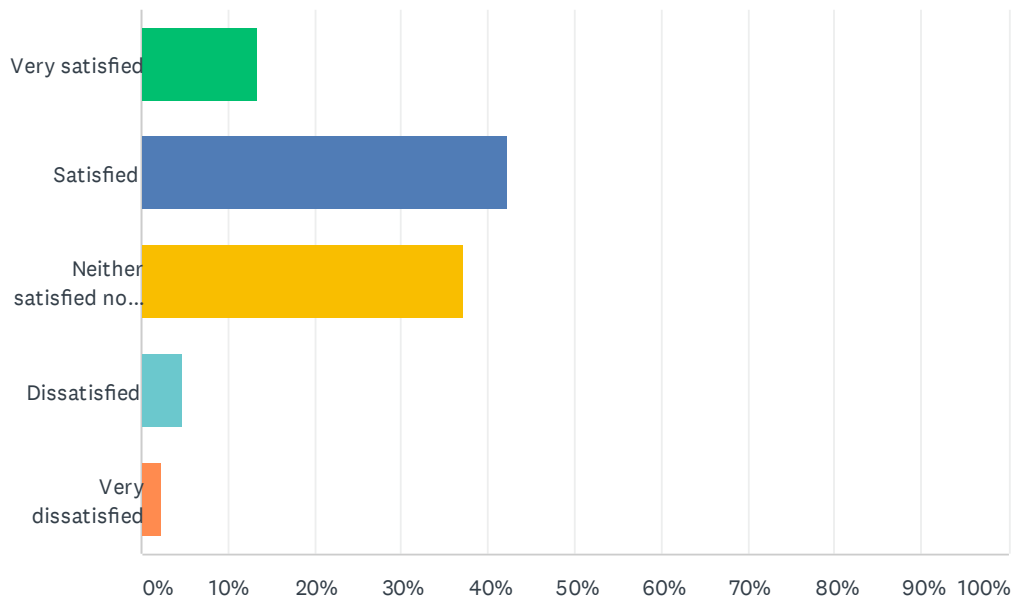
Answered: 295 Skipped: 0



ANSWER CHOICES	RESPONSES	
Very satisfied	18.31%	54
Satisfied	45.42%	134
Neither satisfied nor dissatisfied	21.02%	62
Dissatisfied	12.20%	36
Very dissatisfied	3.05%	9
TOTAL		295

Q20 How satisfied are you with the amount and type of Department and Faculty events (social, academic, etc)?

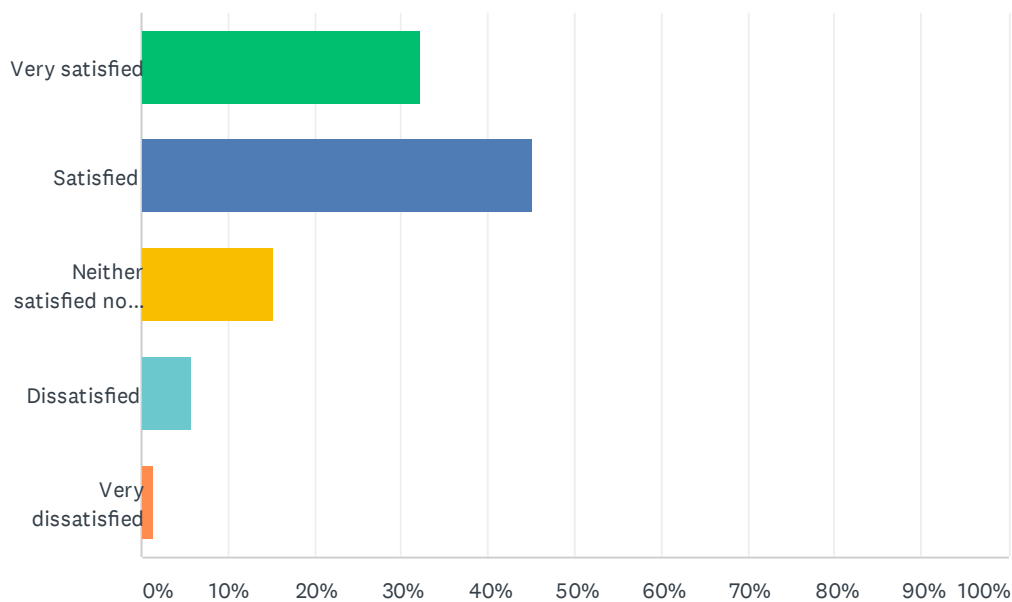
Answered: 293 Skipped: 2



ANSWER CHOICES	RESPONSES	
Very satisfied	13.31%	39
Satisfied	42.32%	124
Neither satisfied nor dissatisfied	37.20%	109
Dissatisfied	4.78%	14
Very dissatisfied	2.39%	7
TOTAL		293

Q21 How satisfied are you with the relationship you have with your lecturers?

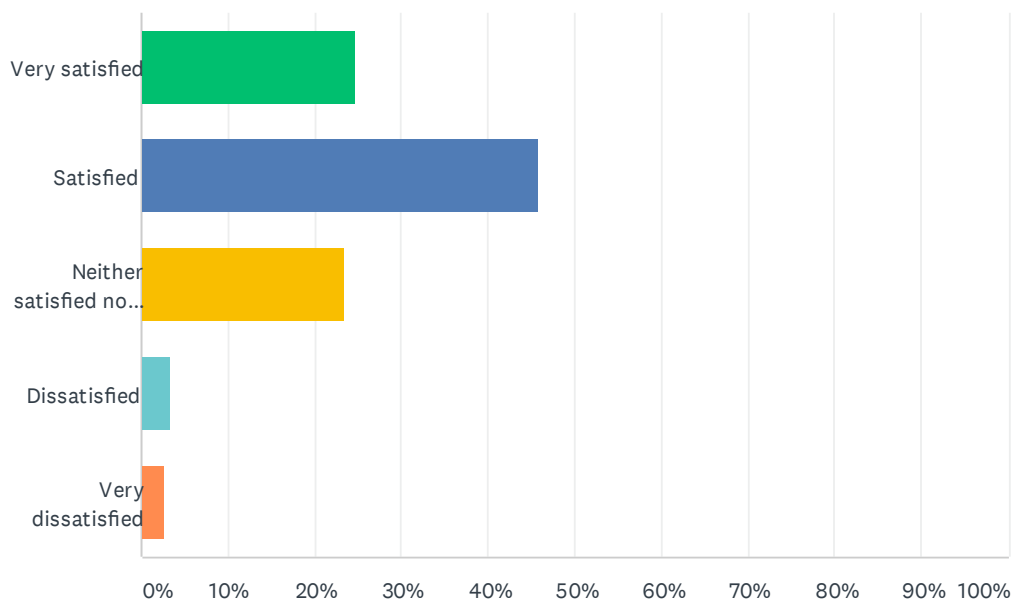
Answered: 294 Skipped: 1



ANSWER CHOICES	RESPONSES	
Very satisfied	32.31%	95
Satisfied	45.24%	133
Neither satisfied nor dissatisfied	15.31%	45
Dissatisfied	5.78%	17
Very dissatisfied	1.36%	4
TOTAL		294

Q22 How satisfied are you with Departmental and Faculty Administrative support?

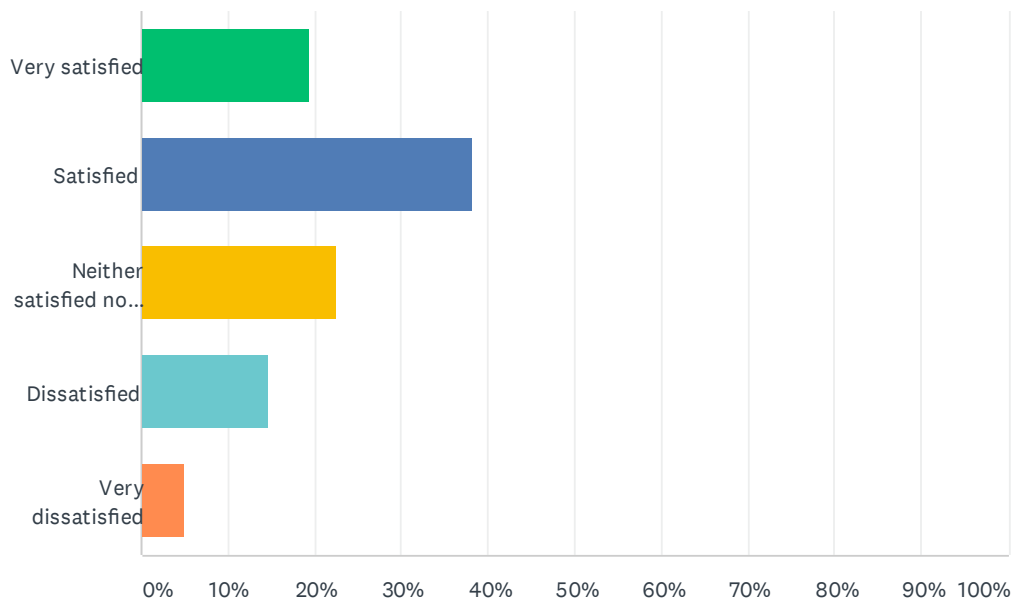
Answered: 295 Skipped: 0



ANSWER CHOICES	RESPONSES	
Very satisfied	24.75%	73
Satisfied	45.76%	135
Neither satisfied nor dissatisfied	23.39%	69
Dissatisfied	3.39%	10
Very dissatisfied	2.71%	8
TOTAL		295

Q23 How satisfied are you with the timetable is organised?

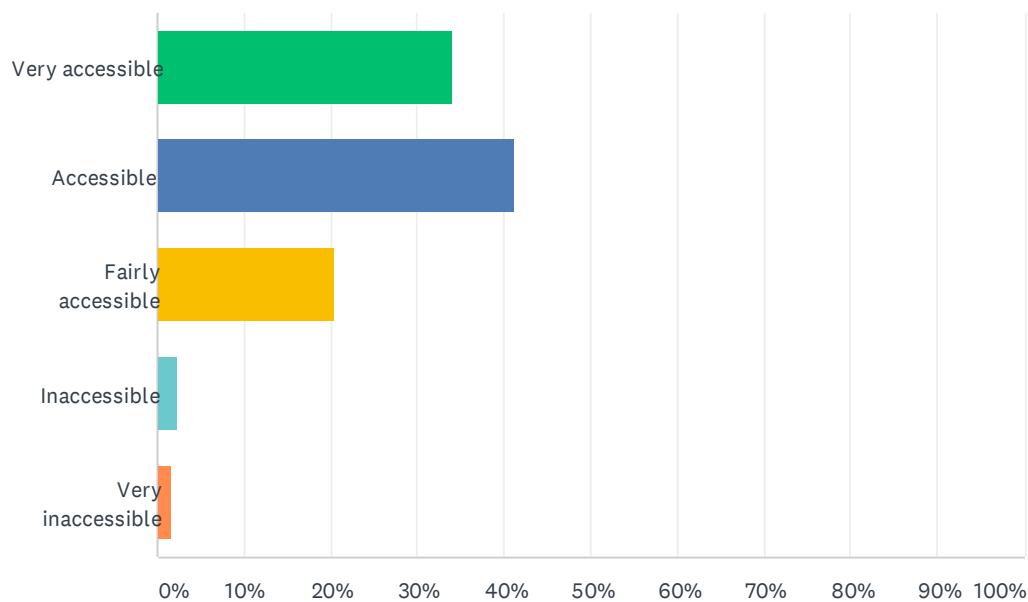
Answered: 293 Skipped: 2



ANSWER CHOICES	RESPONSES	
Very satisfied	19.45%	57
Satisfied	38.23%	112
Neither satisfied nor dissatisfied	22.53%	66
Dissatisfied	14.68%	43
Very dissatisfied	5.12%	15
TOTAL		293

Q24 How satisfied are you with the Dean's overall performance (leadership, support, etc)?

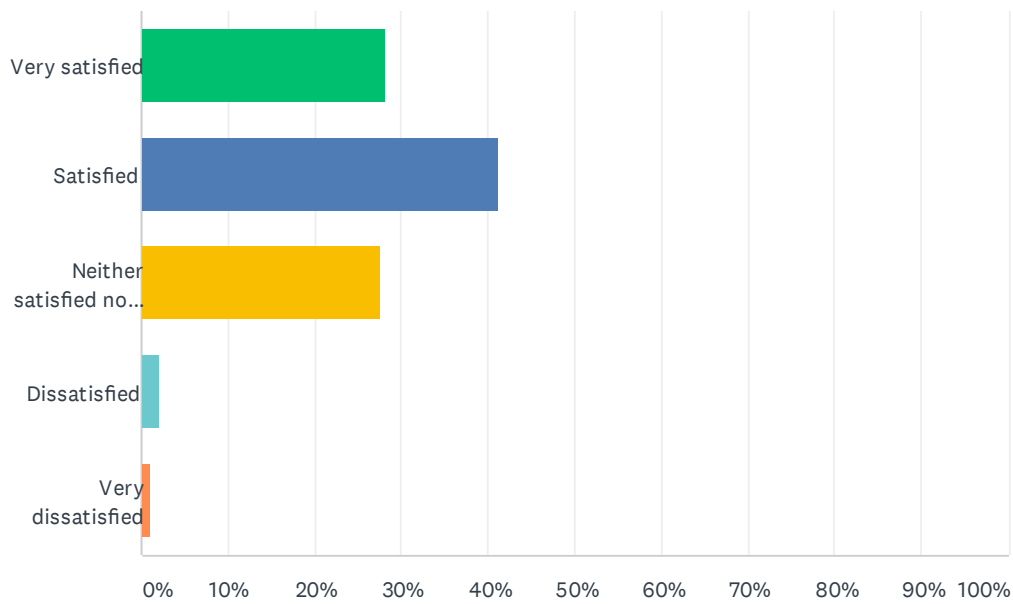
Answered: 293 Skipped: 2



ANSWER CHOICES	RESPONSES	
Very accessible	34.13%	100
Accessible	41.30%	121
Fairly accessible	20.48%	60
Inaccessible	2.39%	7
Very inaccessible	1.71%	5
TOTAL		293

Q25 How accessible and available is the Dean?

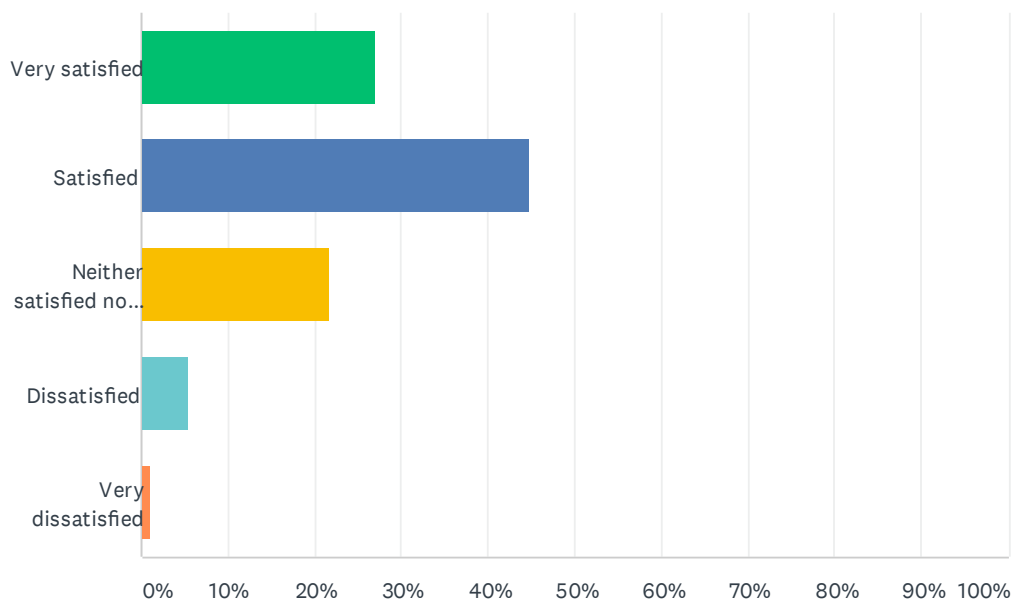
Answered: 294 Skipped: 1



ANSWER CHOICES	RESPONSES	
Very satisfied	28.23%	83
Satisfied	41.16%	121
Neither satisfied nor dissatisfied	27.55%	81
Dissatisfied	2.04%	6
Very dissatisfied	1.02%	3
TOTAL		294

Q26 Overall how satisfied are you with the Faculty office (advice, support, efficiency, etc)?

Answered: 293 Skipped: 2



ANSWER CHOICES	RESPONSES	
Very satisfied	26.96%	79
Satisfied	44.71%	131
Neither satisfied nor dissatisfied	21.84%	64
Dissatisfied	5.46%	16
Very dissatisfied	1.02%	3
TOTAL		293

Q27 Any other comments

Answered: 74 Skipped: 221