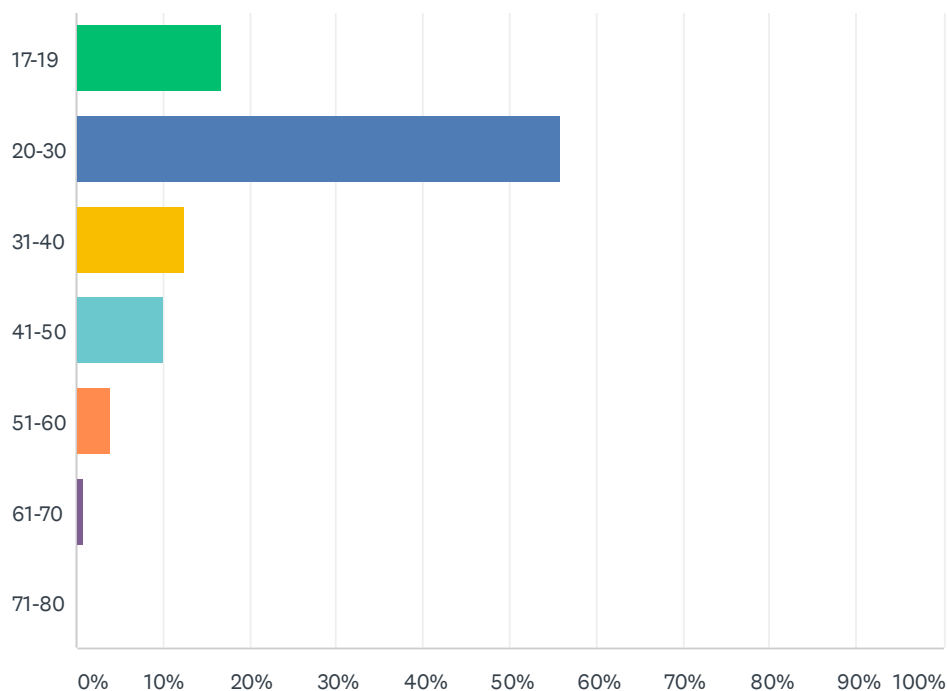


Q1 Age - Please select your age:

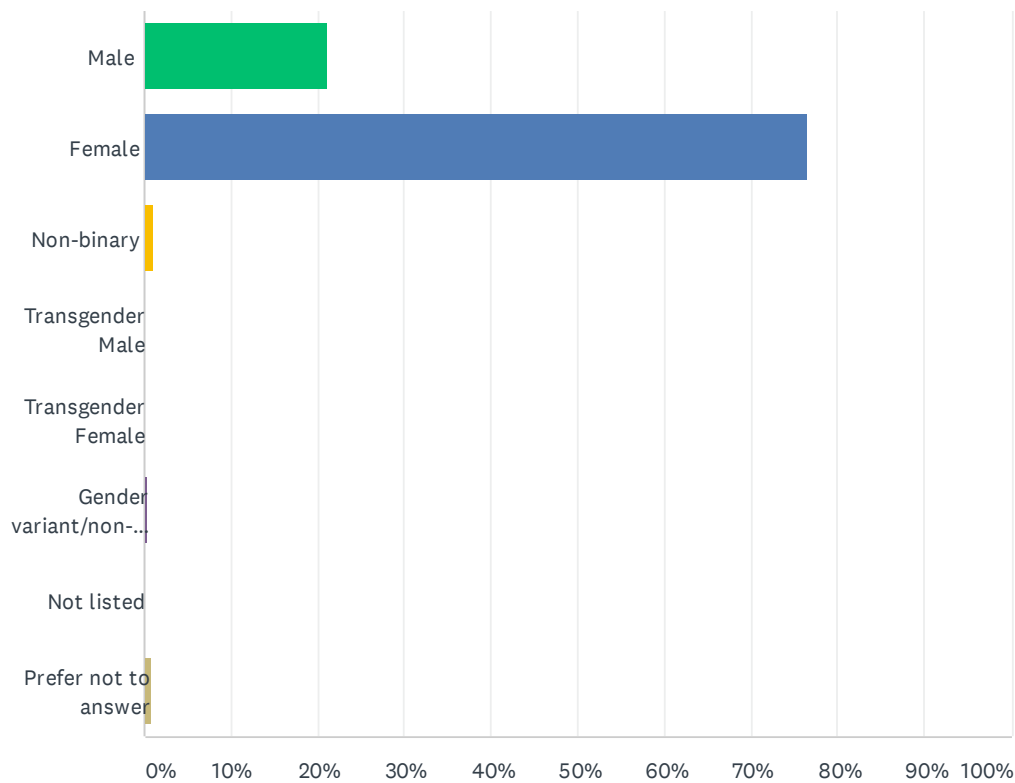
Answered: 270 Skipped: 0



ANSWER CHOICES	RESPONSES	
17-19	16.67%	45
20-30	55.93%	151
31-40	12.59%	34
41-50	10.00%	27
51-60	4.07%	11
61-70	0.74%	2
71-80	0.00%	0
TOTAL		270

Q2 Which gender do you most identify with?

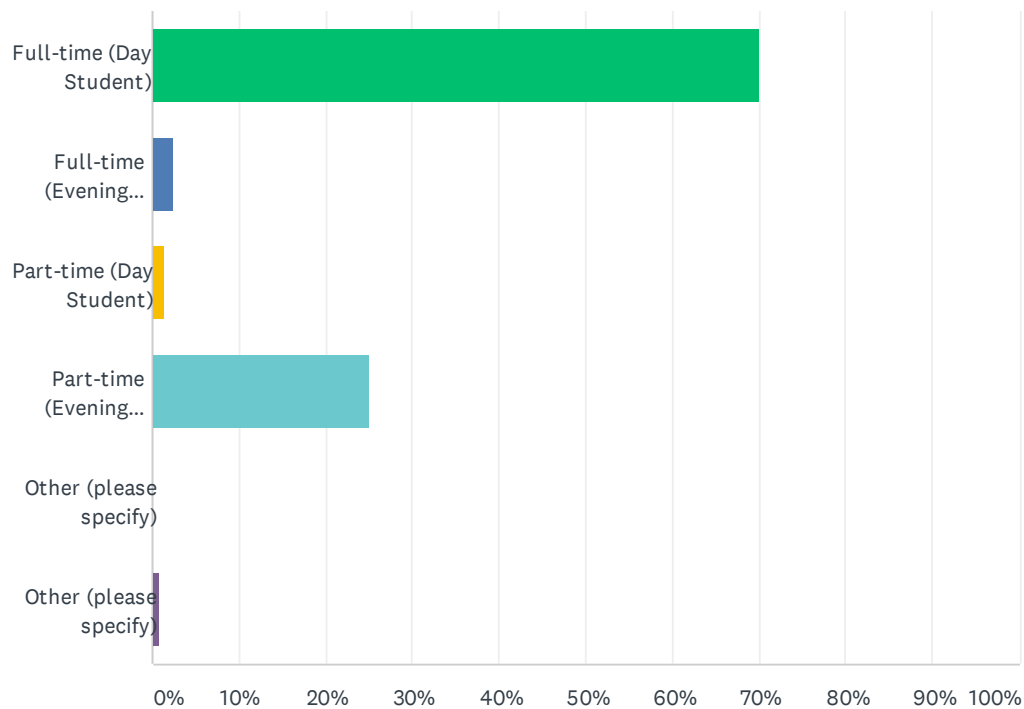
Answered: 270 Skipped: 0



ANSWER CHOICES	RESPONSES	
Male	21.11%	57
Female	76.67%	207
Non-binary	1.11%	3
Transgender Male	0.00%	0
Transgender Female	0.00%	0
Gender variant/non-conforming	0.37%	1
Not listed	0.00%	0
Prefer not to answer	0.74%	2
TOTAL		270

Q3 Please identify your status at the University of Malta?

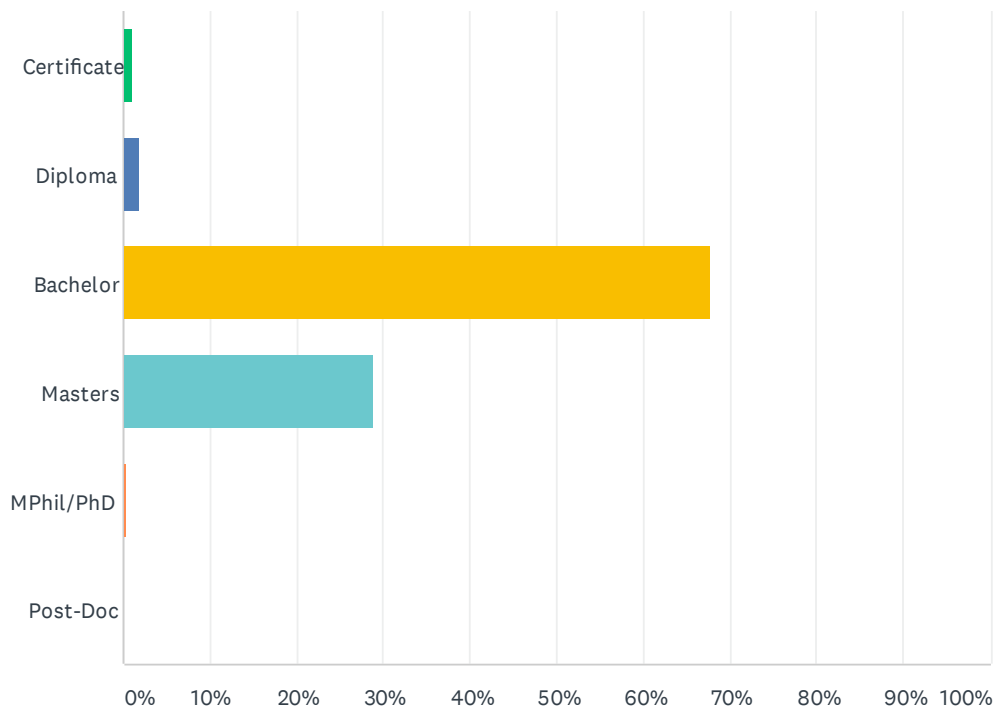
Answered: 270 Skipped: 0



ANSWER CHOICES	RESPONSES	
Full-time (Day Student)	70.00%	189
Full-time (Evening Student)	2.59%	7
Part-time (Day Student)	1.48%	4
Part-time (Evening Student)	25.19%	68
Other (please specify)	0.00%	0
Other (please specify)	0.74%	2
TOTAL		270

Q4 Please identify your programme level at the University of Malta

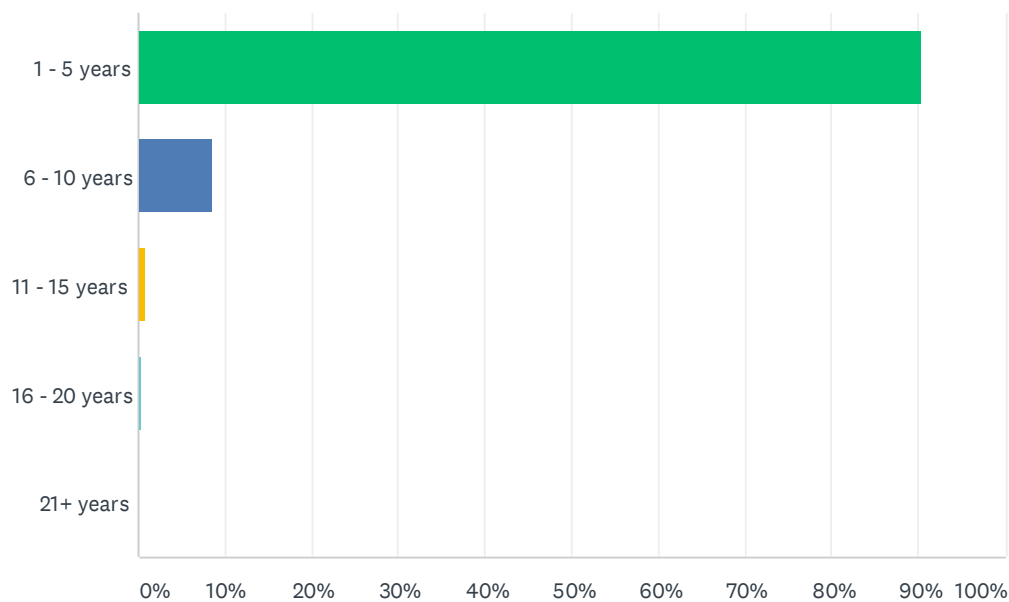
Answered: 270 Skipped: 0



ANSWER CHOICES	RESPONSES	
Certificate	1.11%	3
Diploma	1.85%	5
Bachelor	67.78%	183
Masters	28.89%	78
MPhil/PhD	0.37%	1
Post-Doc	0.00%	0
TOTAL		270

Q5 Kindly indicate how long you have been studying at the University of Malta by selecting one of the following options:

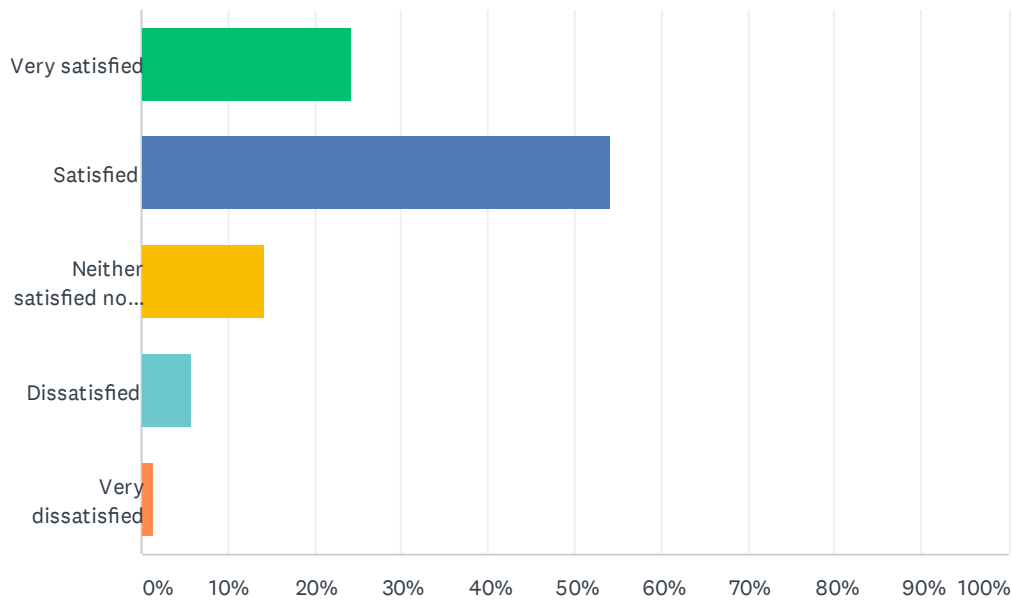
Answered: 269 Skipped: 1



ANSWER CHOICES	RESPONSES	
1 - 5 years	90.33%	243
6 - 10 years	8.55%	23
11 - 15 years	0.74%	2
16 - 20 years	0.37%	1
21+ years	0.00%	0
TOTAL		269

Q6 How satisfied are you with the amount of lecturing you are required to engage in?

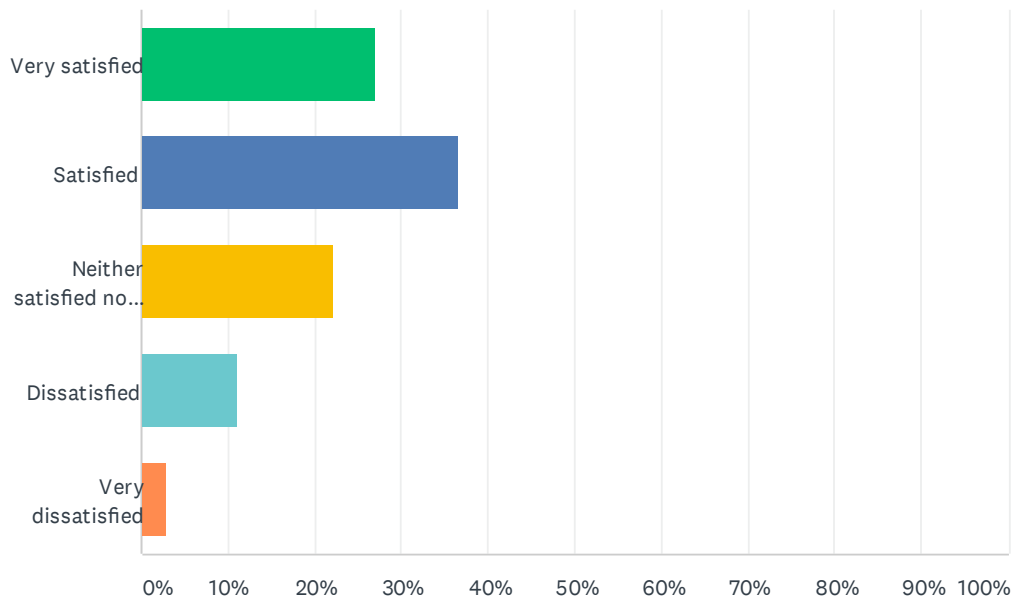
Answered: 269 Skipped: 1



ANSWER CHOICES	RESPONSES	
Very satisfied	24.16%	65
Satisfied	54.28%	146
Neither satisfied nor dissatisfied	14.13%	38
Dissatisfied	5.95%	16
Very dissatisfied	1.49%	4
TOTAL		269

Q7 How satisfied are you with the mentoring (dissertation supervision, tutorials, personal, etc) you are given by your Department?

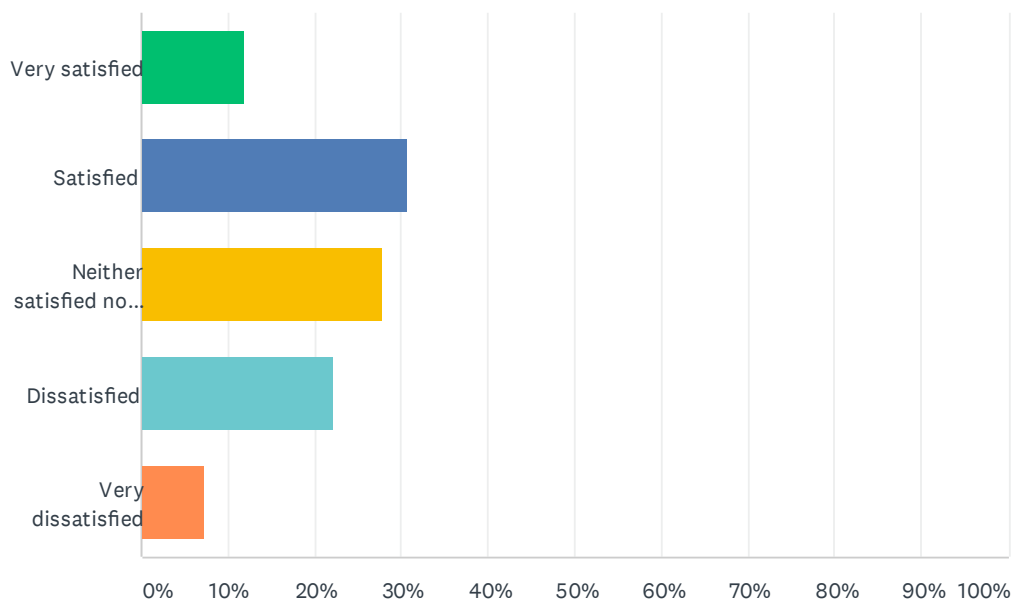
Answered: 270 Skipped: 0



ANSWER CHOICES	RESPONSES	
Very satisfied	27.04%	73
Satisfied	36.67%	99
Neither satisfied nor dissatisfied	22.22%	60
Dissatisfied	11.11%	30
Very dissatisfied	2.96%	8
TOTAL		270

Q8 How satisfied are you with the feedback you are given by your Department following assessment?

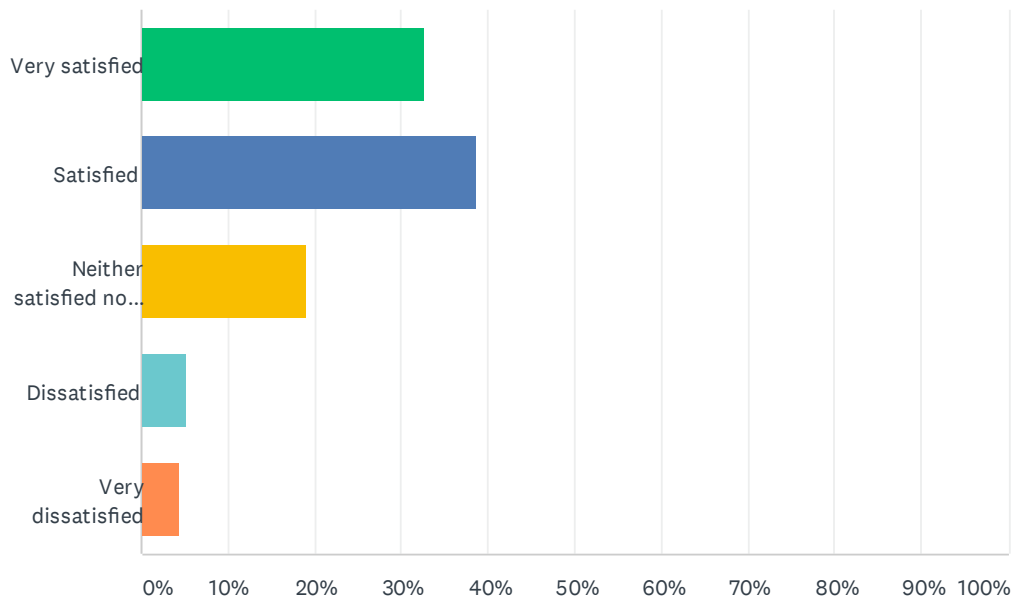
Answered: 270 Skipped: 0



ANSWER CHOICES	RESPONSES	
Very satisfied	11.85%	32
Satisfied	30.74%	83
Neither satisfied nor dissatisfied	27.78%	75
Dissatisfied	22.22%	60
Very dissatisfied	7.41%	20
TOTAL		270

Q9 How satisfied are you with administrative support you are given by your Department?

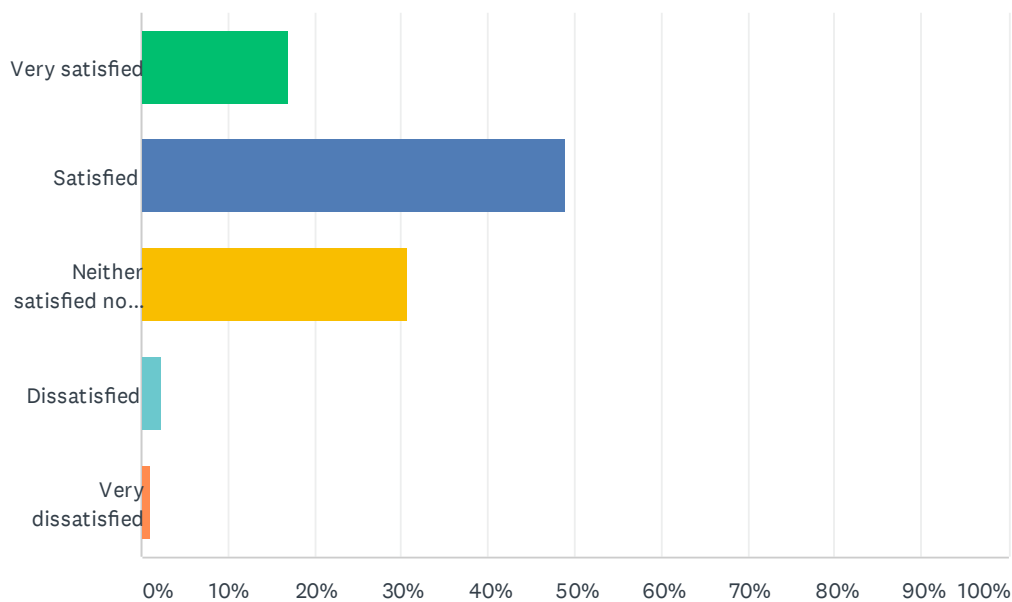
Answered: 269 Skipped: 1



ANSWER CHOICES	RESPONSES	
Very satisfied	32.71%	88
Satisfied	38.66%	104
Neither satisfied nor dissatisfied	18.96%	51
Dissatisfied	5.20%	14
Very dissatisfied	4.46%	12
TOTAL		269

Q10 How satisfied are you with the research opportunities at your disposal in your Faculty?

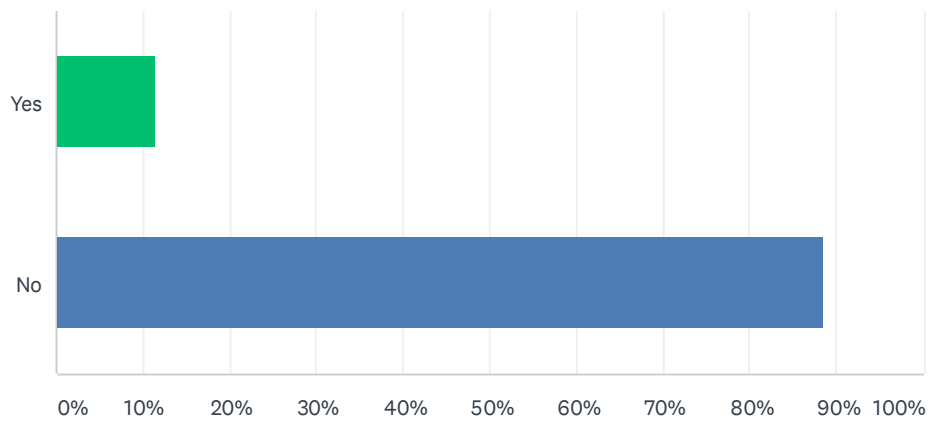
Answered: 270 Skipped: 0



ANSWER CHOICES	RESPONSES	
Very satisfied	17.04%	46
Satisfied	48.89%	132
Neither satisfied nor dissatisfied	30.74%	83
Dissatisfied	2.22%	6
Very dissatisfied	1.11%	3
TOTAL		270

Q11 Have you ever attended an Erasmus (or a similar) programme?

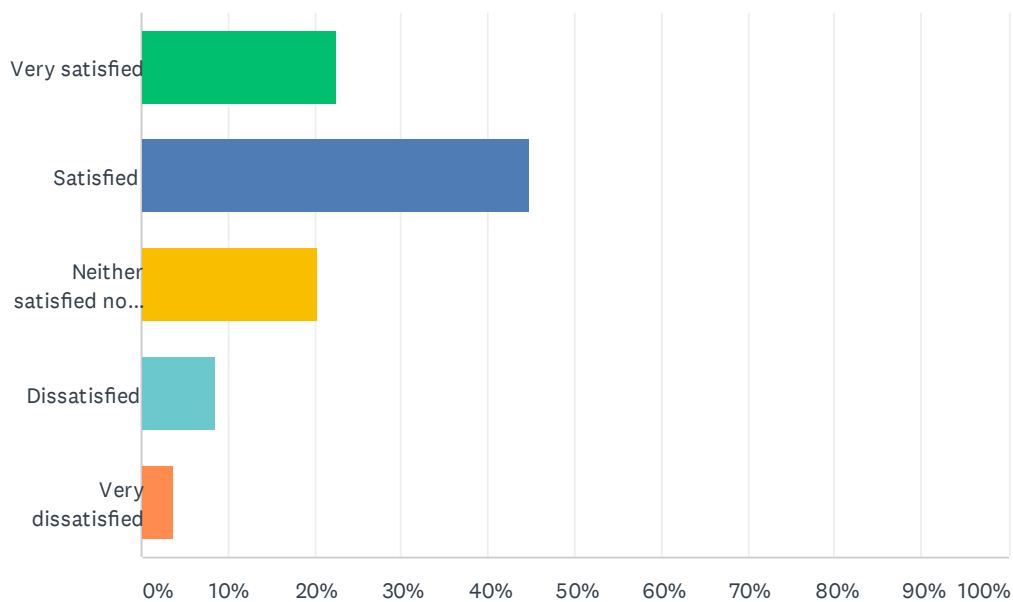
Answered: 269 Skipped: 1



ANSWER CHOICES	RESPONSES	
Yes	11.52%	31
No	88.48%	238
TOTAL		269

Q12 How satisfied are you with the responsiveness to your needs in your Department?

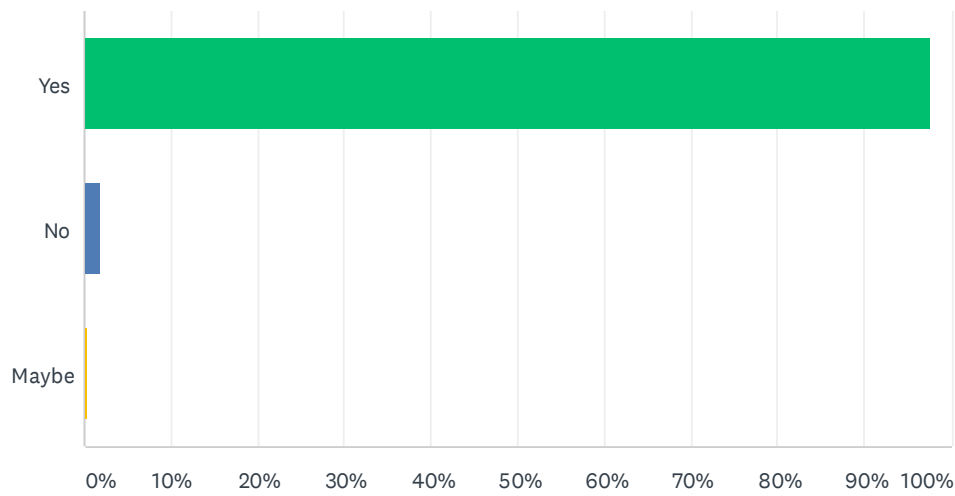
Answered: 270 Skipped: 0



ANSWER CHOICES	RESPONSES	
Very satisfied	22.59%	61
Satisfied	44.81%	121
Neither satisfied nor dissatisfied	20.37%	55
Dissatisfied	8.52%	23
Very dissatisfied	3.70%	10
TOTAL		270

Q13 Do you know who is the Head of your Department?

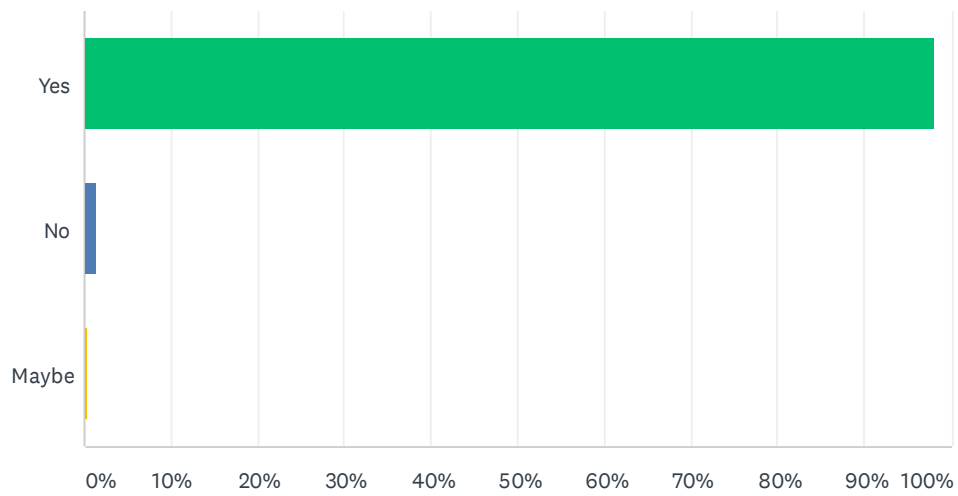
Answered: 270 Skipped: 0



ANSWER CHOICES	RESPONSES	
Yes	97.78%	264
No	1.85%	5
Maybe	0.37%	1
TOTAL		270

Q14 Do you know who the Dean of your Faculty is?

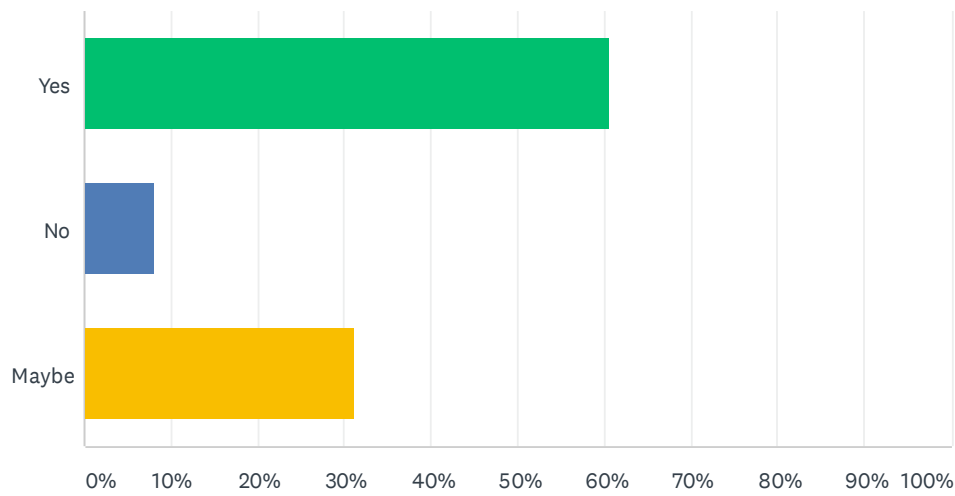
Answered: 270 Skipped: 0



ANSWER CHOICES	RESPONSES	
Yes	98.15%	265
No	1.48%	4
Maybe	0.37%	1
TOTAL		270

Q15 Do you feel that the Faculty is ready to hear your views?

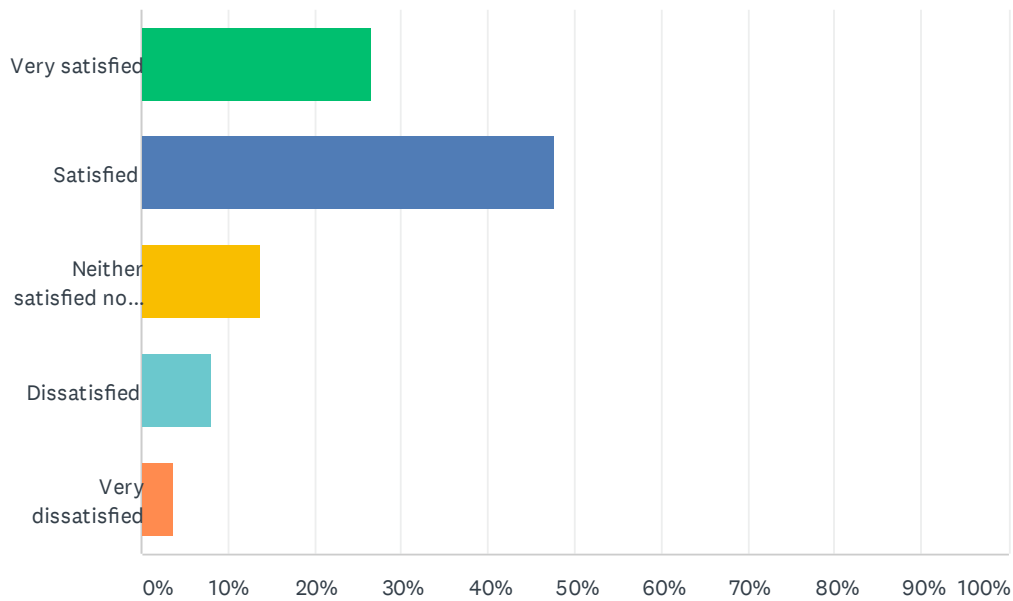
Answered: 270 Skipped: 0



ANSWER CHOICES	RESPONSES	
Yes	60.74%	164
No	8.15%	22
Maybe	31.11%	84
TOTAL		270

Q16 How satisfied are you with the level of communication of information in the Faculty?

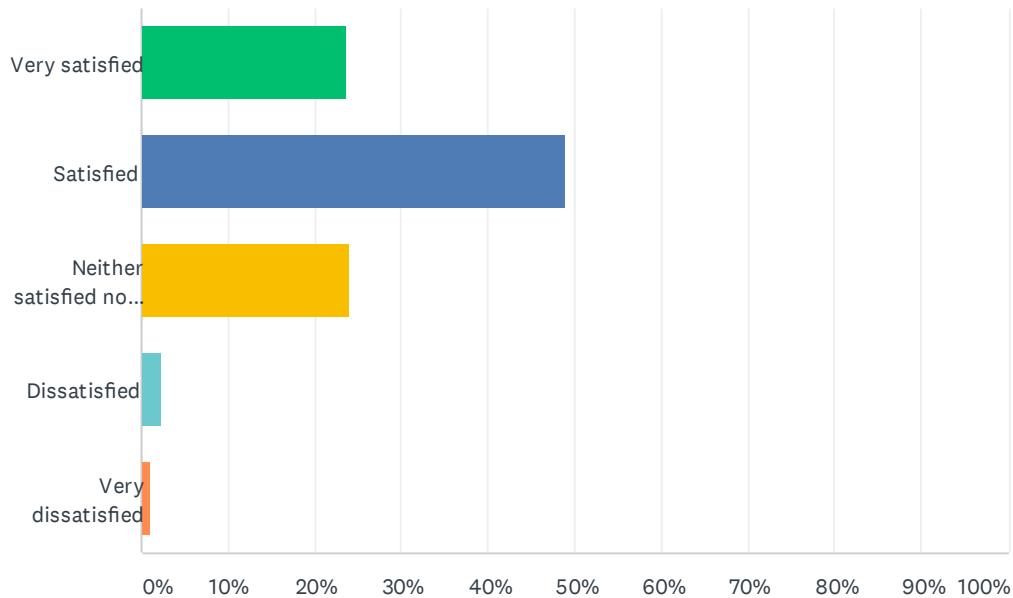
Answered: 270 Skipped: 0



ANSWER CHOICES	RESPONSES	
Very satisfied	26.67%	72
Satisfied	47.78%	129
Neither satisfied nor dissatisfied	13.70%	37
Dissatisfied	8.15%	22
Very dissatisfied	3.70%	10
TOTAL		270

Q17 How satisfied are you with the level of social engagement (link with social partners, activism, involvement in the media, etc) the Faculty is involved in?

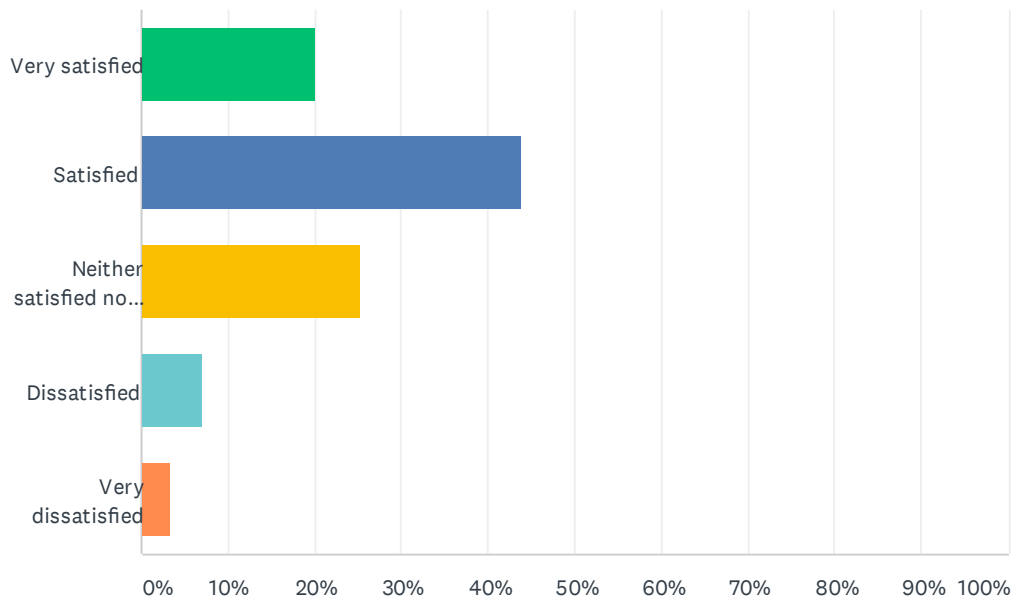
Answered: 270 Skipped: 0



ANSWER CHOICES	RESPONSES	
Very satisfied	23.70%	64
Satisfied	48.89%	132
Neither satisfied nor dissatisfied	24.07%	65
Dissatisfied	2.22%	6
Very dissatisfied	1.11%	3
TOTAL		270

Q18 How satisfied are you with the responsiveness to your needs in your Faculty?

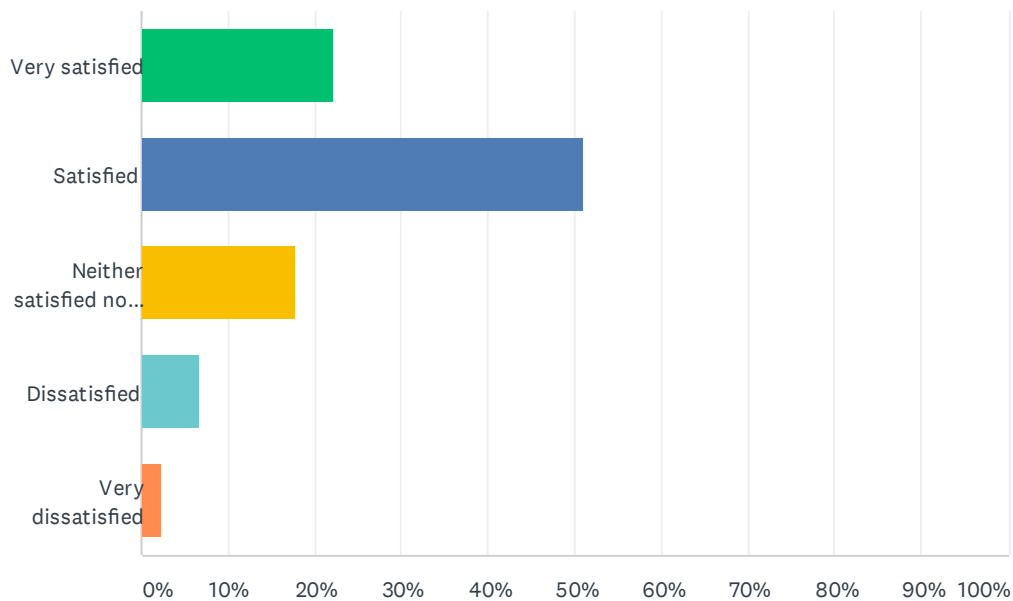
Answered: 268 Skipped: 2



ANSWER CHOICES	RESPONSES	
Very satisfied	20.15%	54
Satisfied	44.03%	118
Neither satisfied nor dissatisfied	25.37%	68
Dissatisfied	7.09%	19
Very dissatisfied	3.36%	9
TOTAL		268

Q19 How satisfied are you with the lecturing/tutorials facilities?

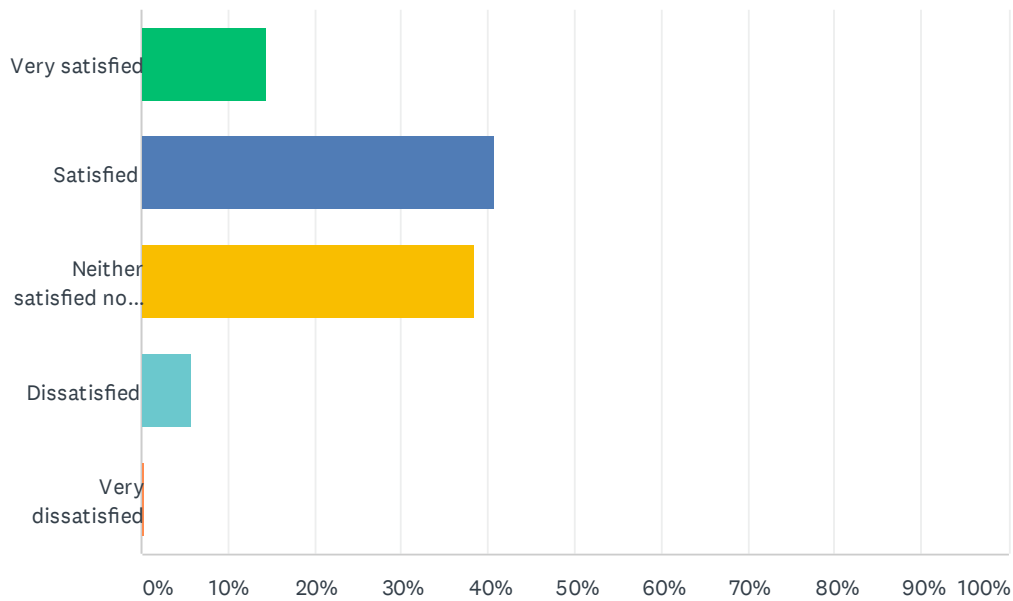
Answered: 270 Skipped: 0



ANSWER CHOICES	RESPONSES	
Very satisfied	22.22%	60
Satisfied	51.11%	138
Neither satisfied nor dissatisfied	17.78%	48
Dissatisfied	6.67%	18
Very dissatisfied	2.22%	6
TOTAL		270

Q20 How satisfied are you with the amount and type of Department and Faculty events (social, academic, etc)?

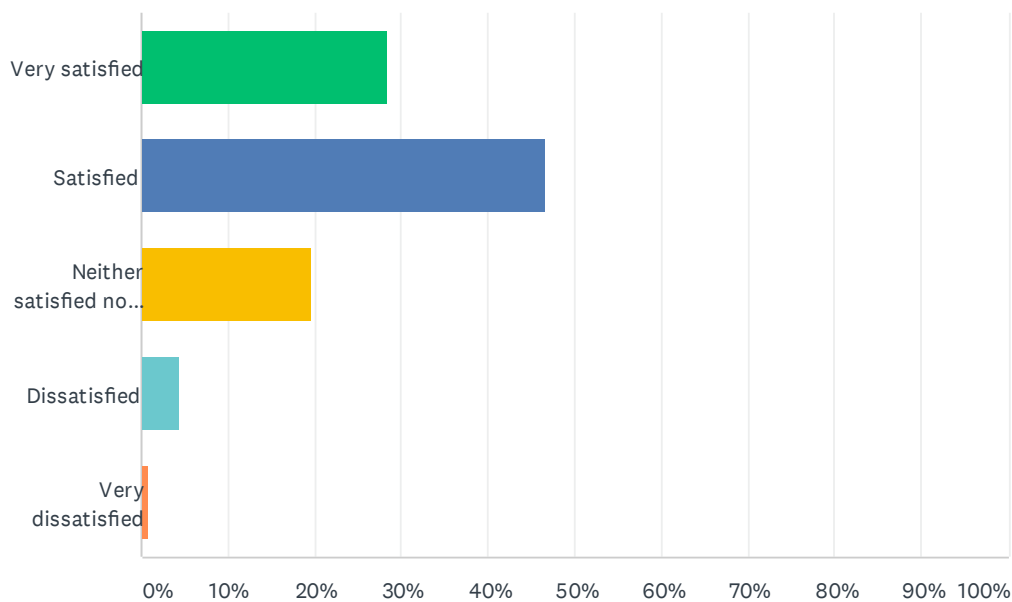
Answered: 270 Skipped: 0



ANSWER CHOICES	RESPONSES	
Very satisfied	14.44%	39
Satisfied	40.74%	110
Neither satisfied nor dissatisfied	38.52%	104
Dissatisfied	5.93%	16
Very dissatisfied	0.37%	1
TOTAL		270

Q21 How satisfied are you with the relationship you have with your lecturers?

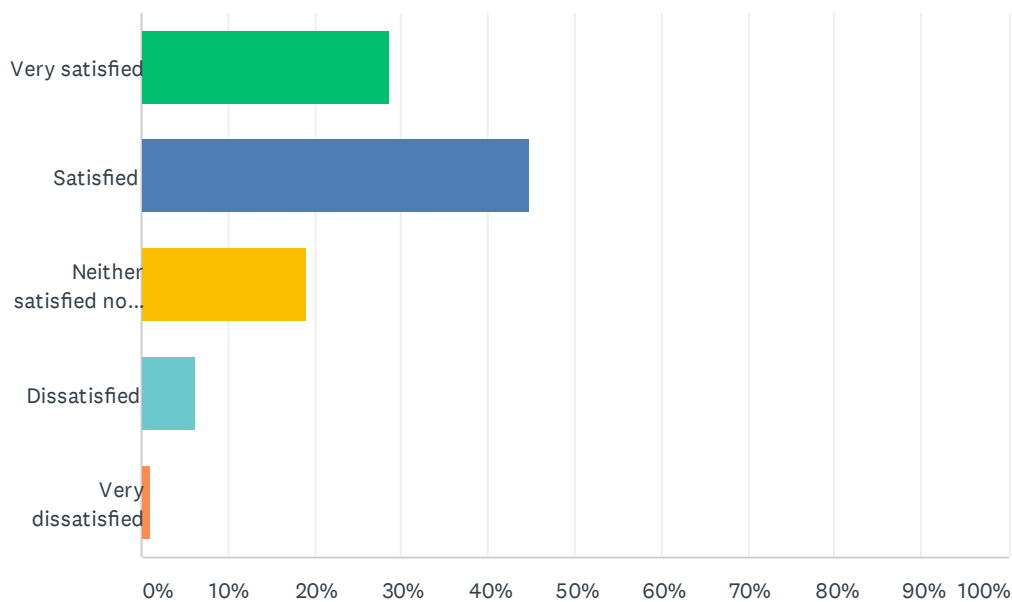
Answered: 270 Skipped: 0



ANSWER CHOICES	RESPONSES	
Very satisfied	28.52%	77
Satisfied	46.67%	126
Neither satisfied nor dissatisfied	19.63%	53
Dissatisfied	4.44%	12
Very dissatisfied	0.74%	2
TOTAL		270

Q22 How satisfied are you with Departmental and Faculty Administrative support?

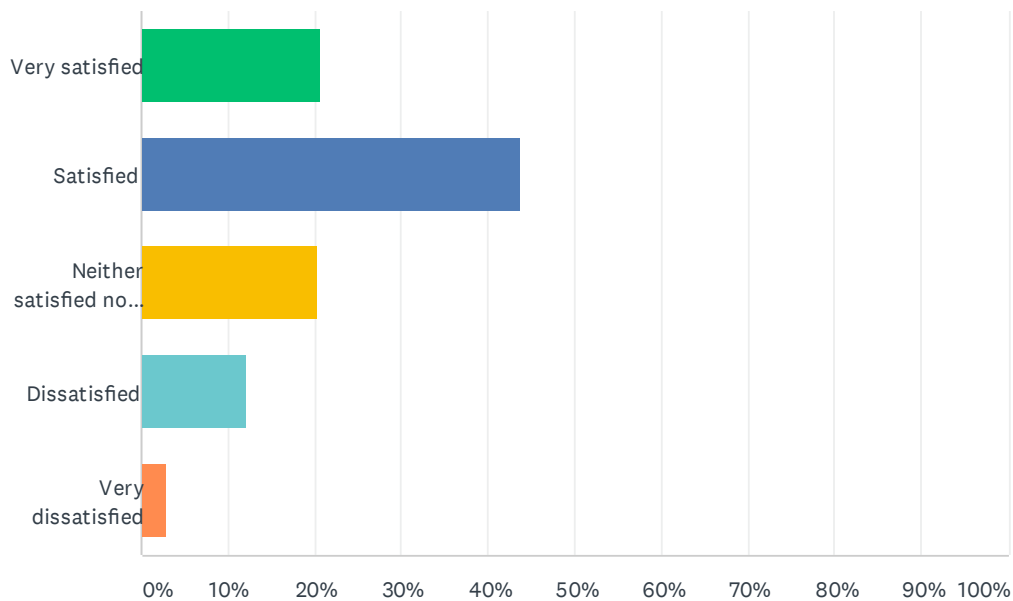
Answered: 268 Skipped: 2



ANSWER CHOICES	RESPONSES	
Very satisfied	28.73%	77
Satisfied	44.78%	120
Neither satisfied nor dissatisfied	19.03%	51
Dissatisfied	6.34%	17
Very dissatisfied	1.12%	3
TOTAL		268

Q23 How satisfied are you with the timetable is organised?

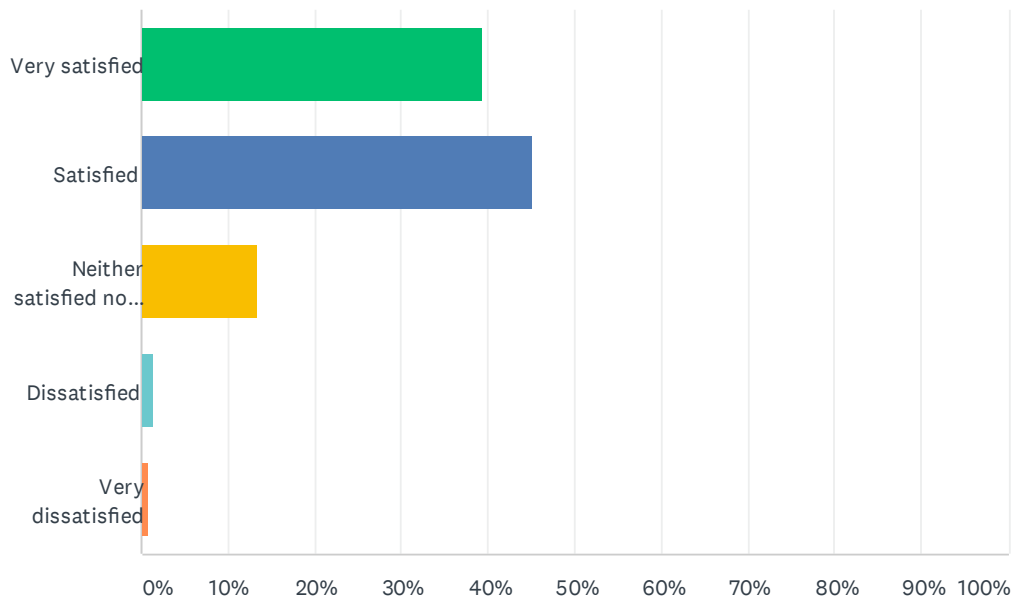
Answered: 270 Skipped: 0



ANSWER CHOICES	RESPONSES	
Very satisfied	20.74%	56
Satisfied	43.70%	118
Neither satisfied nor dissatisfied	20.37%	55
Dissatisfied	12.22%	33
Very dissatisfied	2.96%	8
TOTAL		270

Q24 How satisfied are you with the Dean's overall performance (leadership, support, etc)?

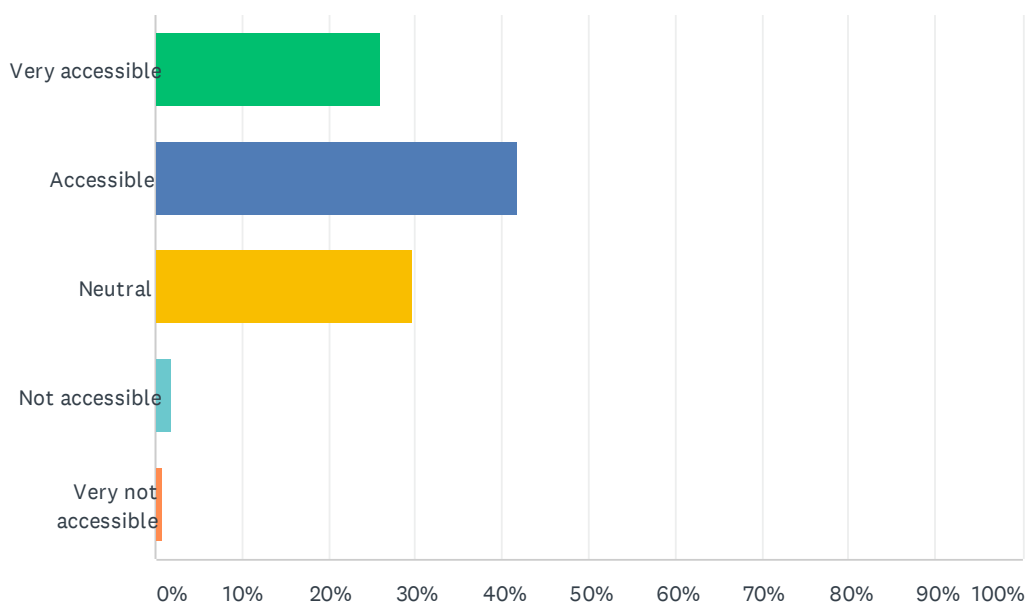
Answered: 270 Skipped: 0



ANSWER CHOICES	RESPONSES	
Very satisfied	39.26%	106
Satisfied	45.19%	122
Neither satisfied nor dissatisfied	13.33%	36
Dissatisfied	1.48%	4
Very dissatisfied	0.74%	2
TOTAL		270

Q25 How accessible and available is the Dean?

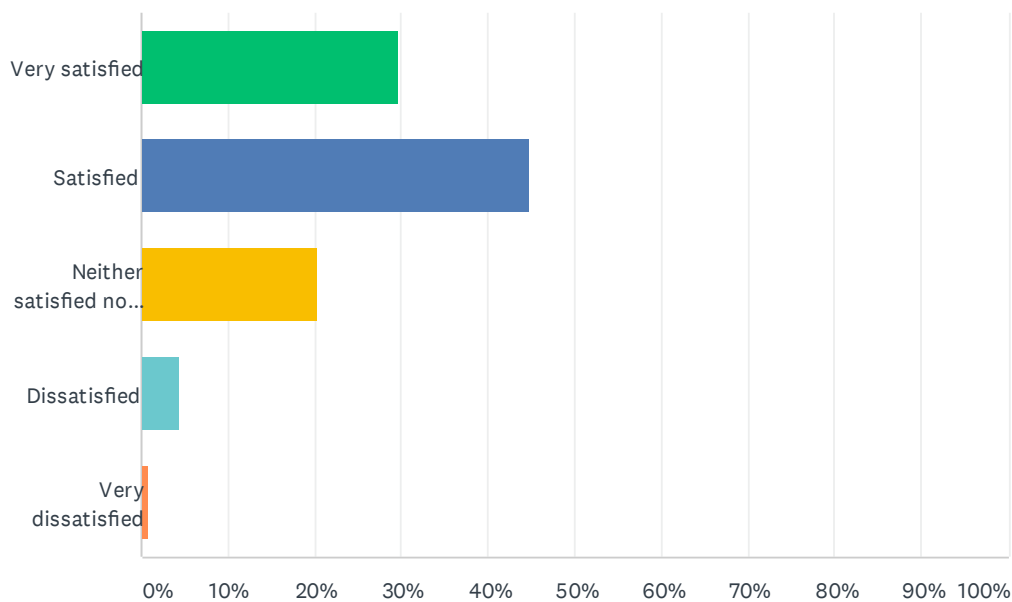
Answered: 270 Skipped: 0



ANSWER CHOICES	RESPONSES	
Very accessible	25.93%	70
Accessible	41.85%	113
Neutral	29.63%	80
Not accessible	1.85%	5
Very not accessible	0.74%	2
TOTAL		270

Q26 Overall how satisfied are you with the Faculty office (advice, support, efficiency, etc)?

Answered: 270 Skipped: 0



ANSWER CHOICES	RESPONSES	
Very satisfied	29.63%	80
Satisfied	44.81%	121
Neither satisfied nor dissatisfied	20.37%	55
Dissatisfied	4.44%	12
Very dissatisfied	0.74%	2
TOTAL		270

Q27 Any other comments

Answered: 66 Skipped: 204