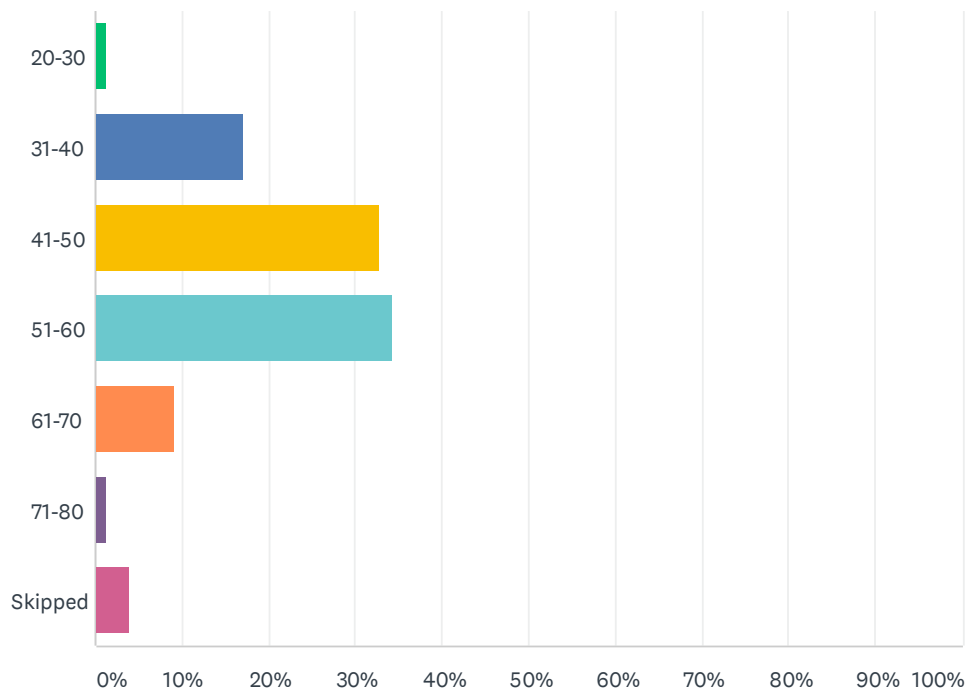


Q1 Age

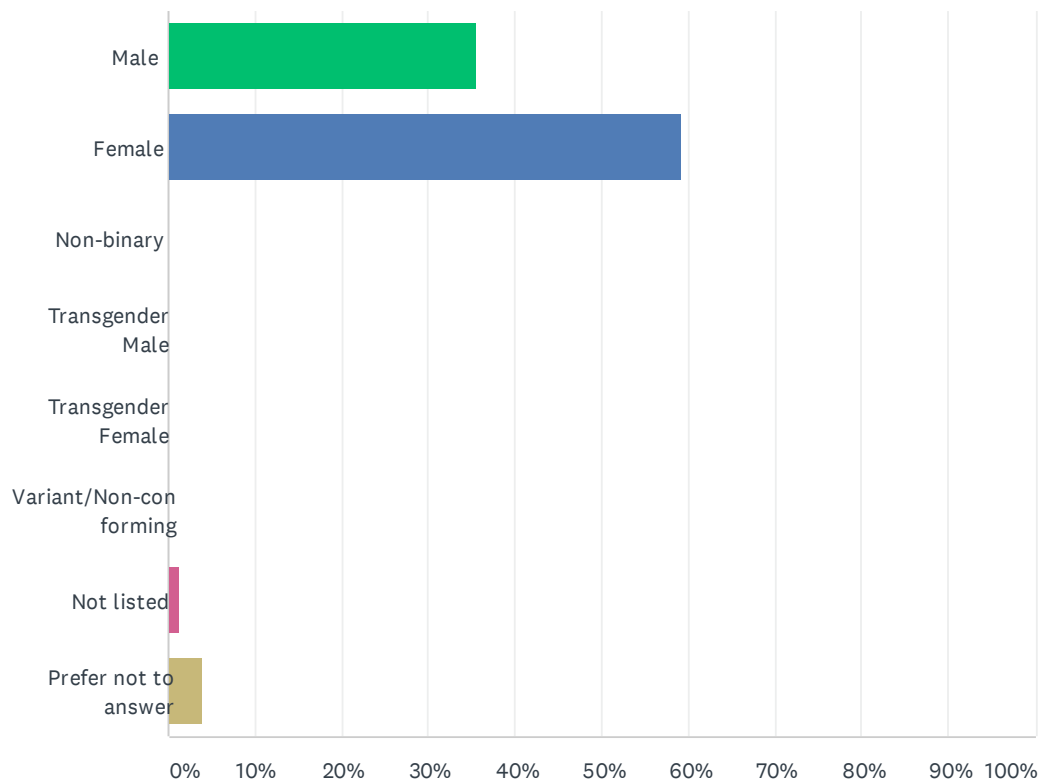
Answered: 76 Skipped: 0



ANSWER CHOICES	RESPONSES	
20-30	1.32%	1
31-40	17.11%	13
41-50	32.89%	25
51-60	34.21%	26
61-70	9.21%	7
71-80	1.32%	1
Skipped	3.95%	3
TOTAL		76

Q2 Which gender do you most identify with?

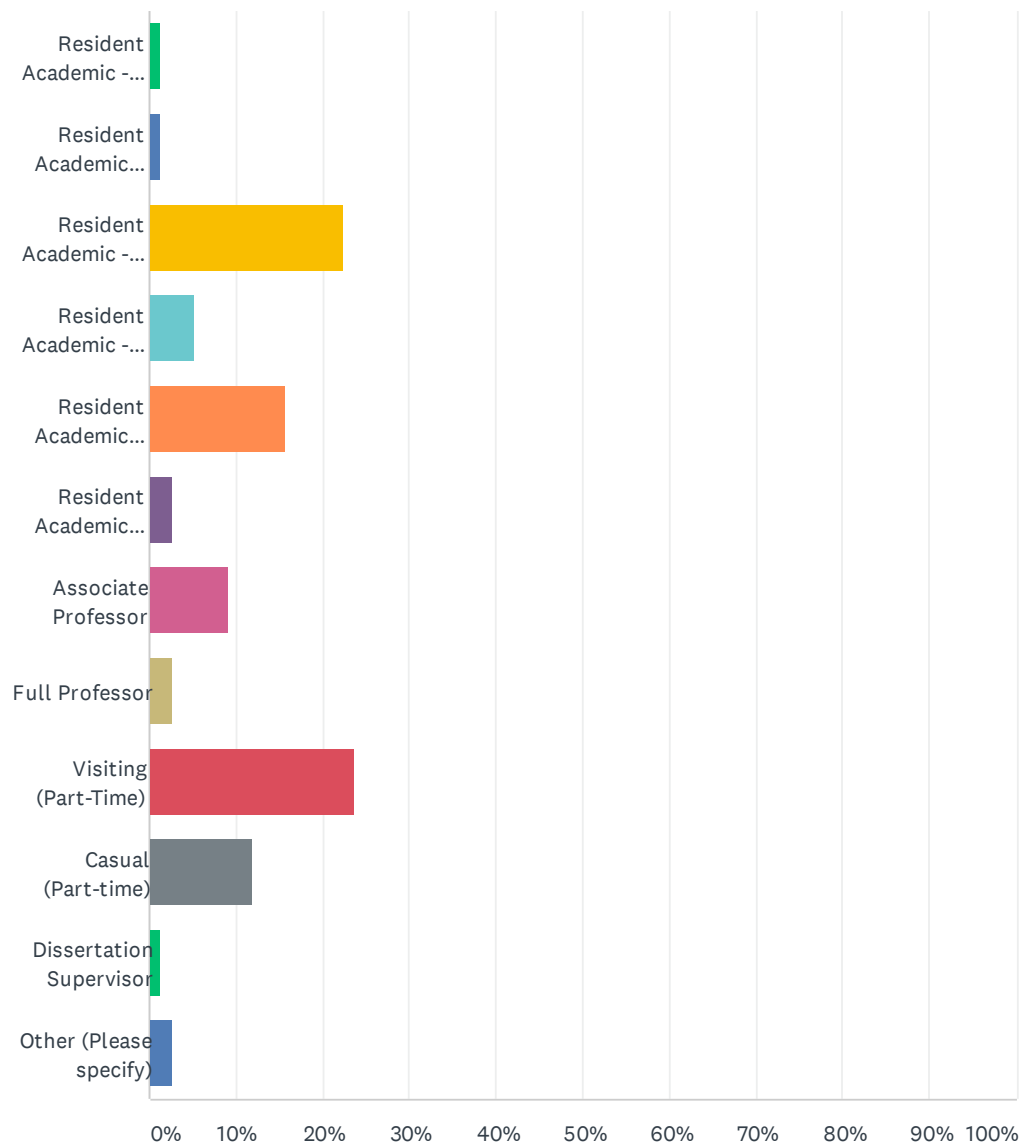
Answered: 76 Skipped: 0



ANSWER CHOICES	RESPONSES	
Male	35.53%	27
Female	59.21%	45
Non-binary	0.00%	0
Transgender Male	0.00%	0
Transgender Female	0.00%	0
Variant/Non-conforming	0.00%	0
Not listed	1.32%	1
Prefer not to answer	3.95%	3
TOTAL		76

Q3 Please identify your status at the University of Malta,

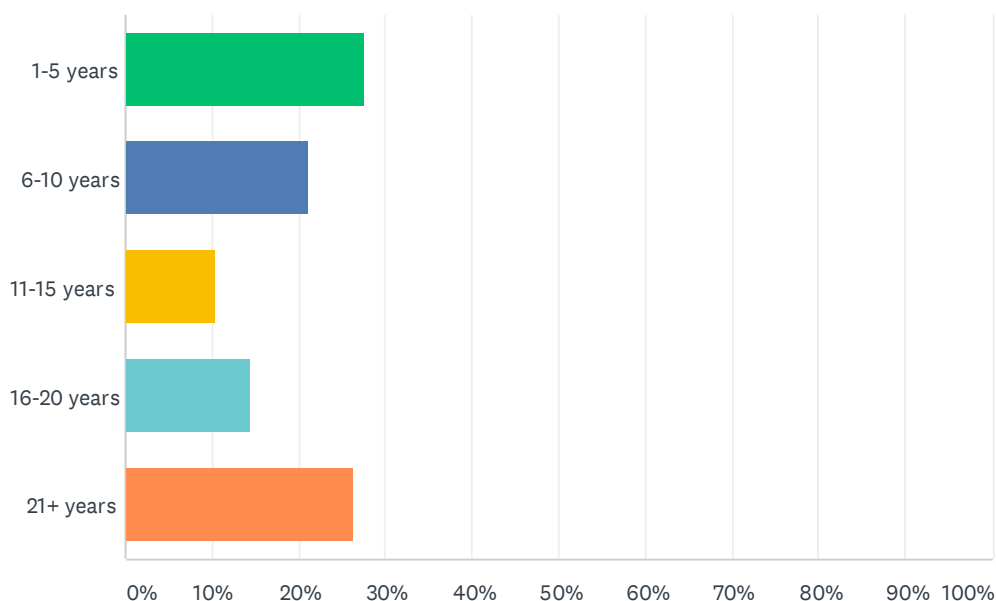
Answered: 76 Skipped: 0



ANSWER CHOICES	RESPONSES	
Resident Academic - Assistant Lecturer (Full-Time)	1.32%	1
Resident Academic Assistant Lecturer (Part-Time)	1.32%	1
Resident Academic - Lecturer (Full-Time)	22.37%	17
Resident Academic - Lecturer (Part-Time)	5.26%	4
Resident Academic Senior Lecturer (Full-Time)	15.79%	12
Resident Academic -Senior Lecturer (Part-time)	2.63%	2
Associate Professor	9.21%	7
Full Professor	2.63%	2
Visiting (Part-Time)	23.68%	18
Casual (Part-time)	11.84%	9
Dissertation Supervisor	1.32%	1
Other (Please specify)	2.63%	2
TOTAL		76

Q4 Kindly indicate how long you have been working at the University of Malta by selecting one of the following options

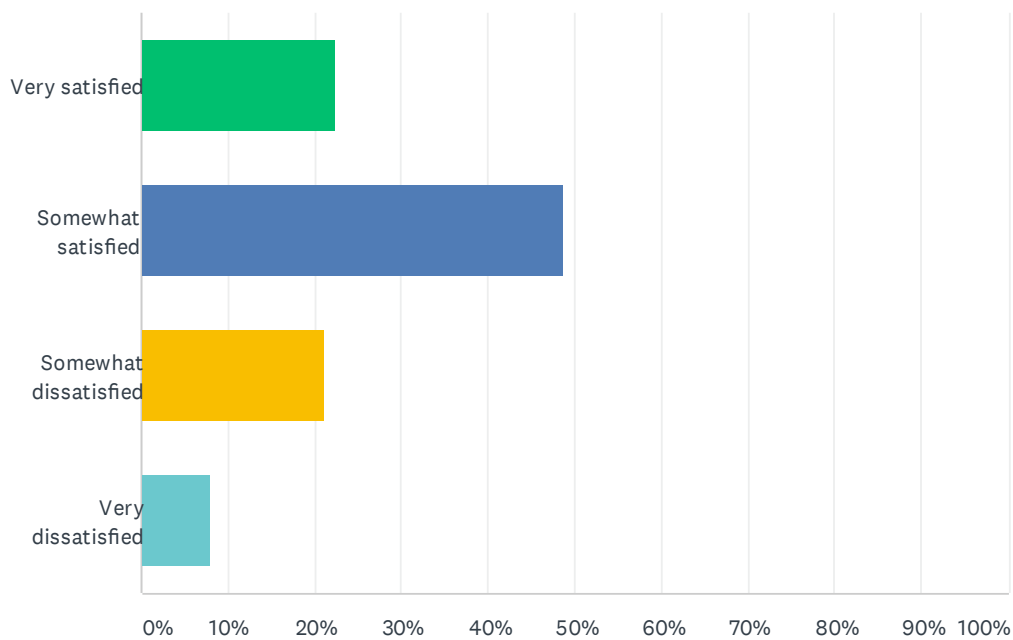
Answered: 76 Skipped: 0



ANSWER CHOICES	RESPONSES	
1-5 years	27.63%	21
6-10 years	21.05%	16
11-15 years	10.53%	8
16-20 years	14.47%	11
21+ years	26.32%	20
TOTAL		76

Q5 How satisfied are you with the amount of lecturing you are required to do within your Department?

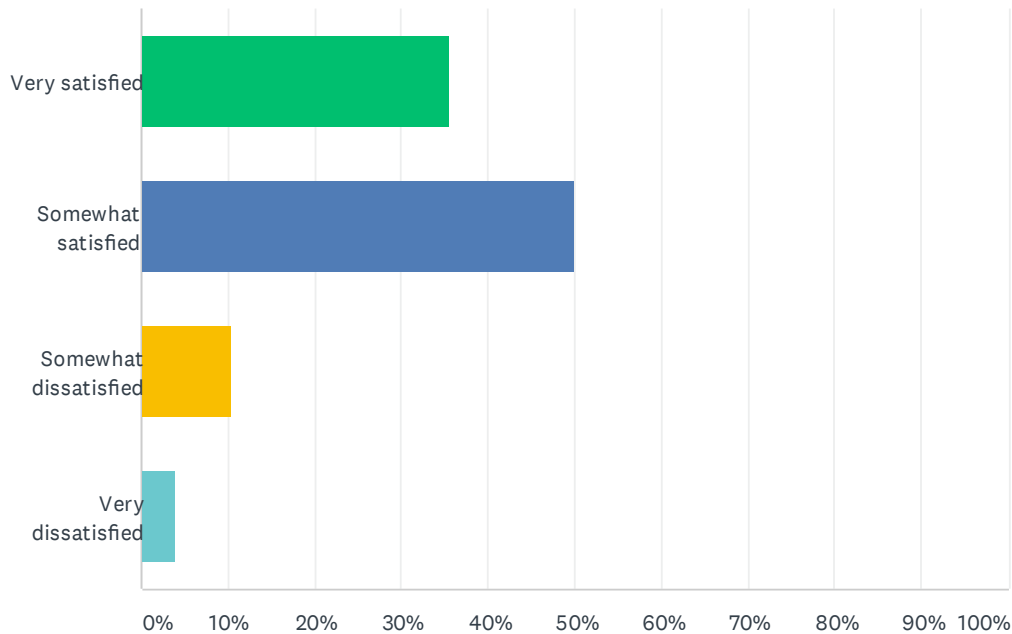
Answered: 76 Skipped: 0



ANSWER CHOICES	RESPONSES	
Very satisfied	22.37%	17
Somewhat satisfied	48.68%	37
Somewhat dissatisfied	21.05%	16
Very dissatisfied	7.89%	6
TOTAL		76

Q6 How satisfied are you with the amount of student mentoring (dissertation supervision and tutorials) you are required to do in your Department?

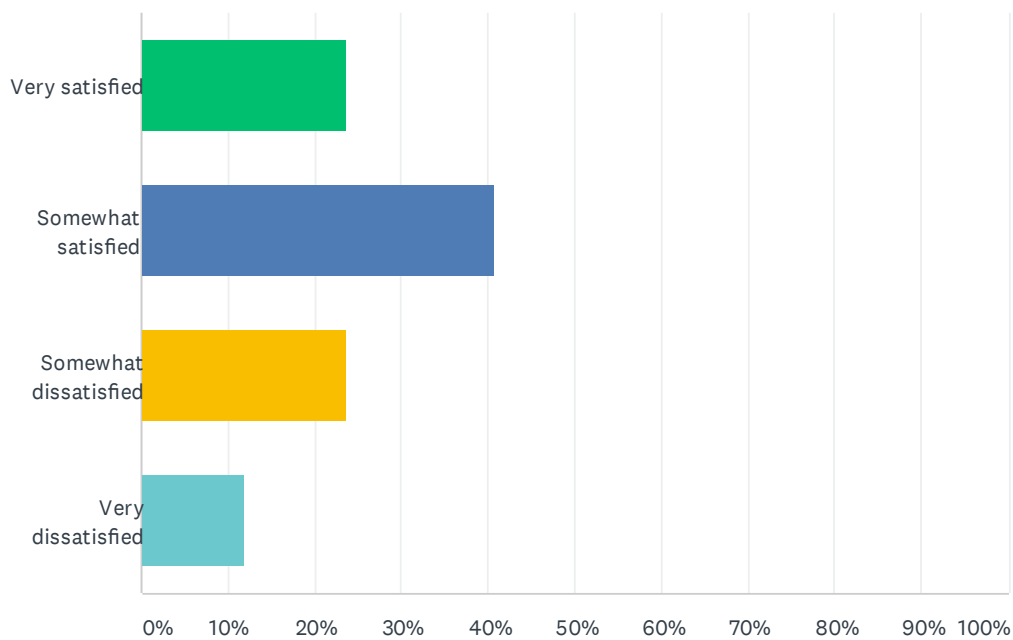
Answered: 76 Skipped: 0



ANSWER CHOICES	RESPONSES	
Very satisfied	35.53%	27
Somewhat satisfied	50.00%	38
Somewhat dissatisfied	10.53%	8
Very dissatisfied	3.95%	3
TOTAL		76

Q7 How satisfied are you with the amount of marking you are required to do in your Department?

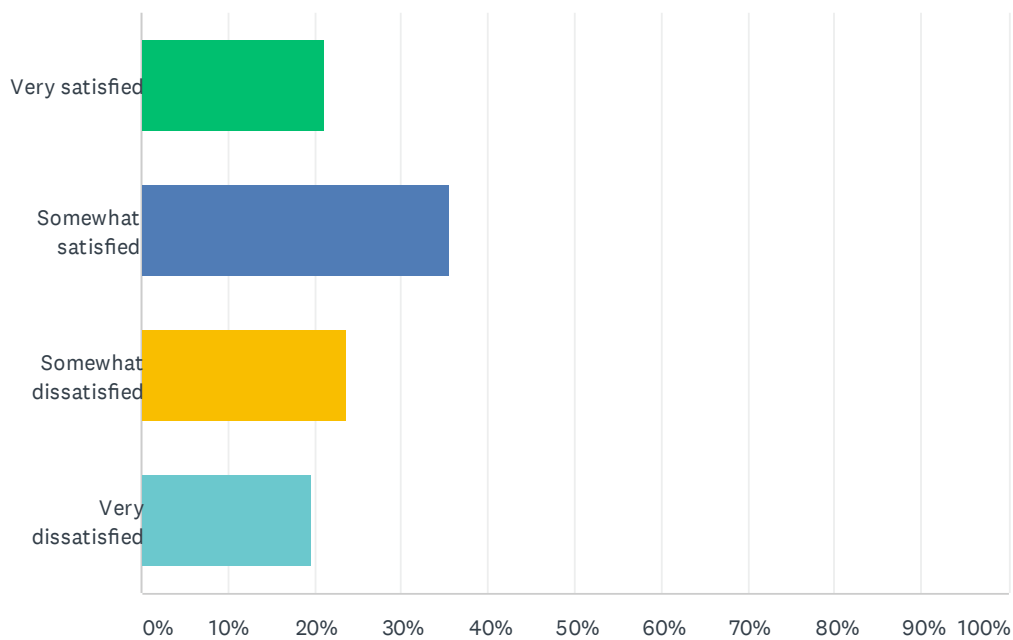
Answered: 76 Skipped: 0



ANSWER CHOICES	RESPONSES	
Very satisfied	23.68%	18
Somewhat satisfied	40.79%	31
Somewhat dissatisfied	23.68%	18
Very dissatisfied	11.84%	9
TOTAL		76

Q8 How satisfied are you with the amount and type of administration you are required to do in?

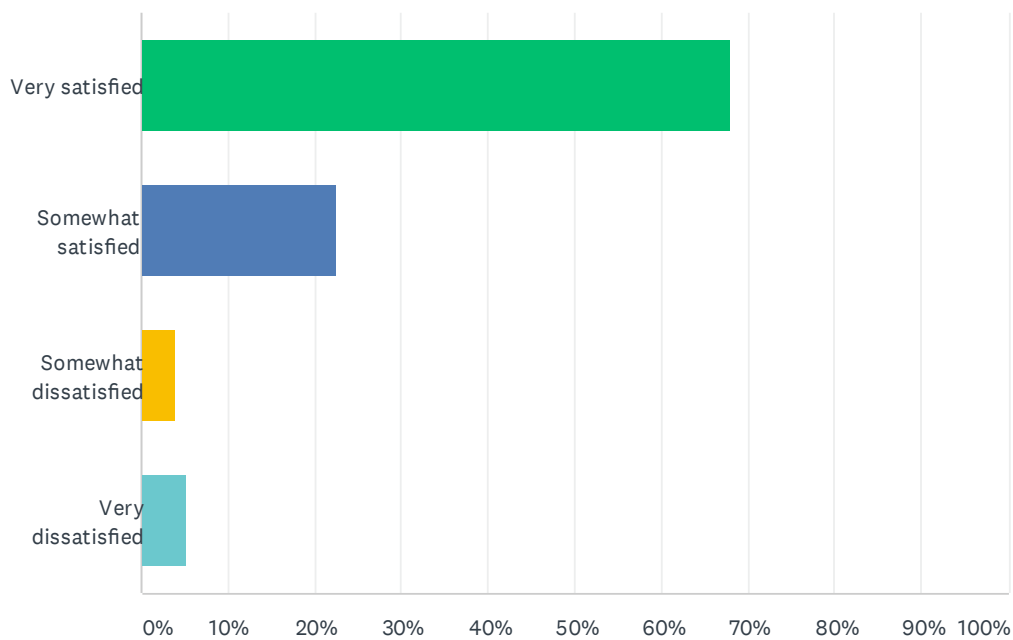
Answered: 76 Skipped: 0



ANSWER CHOICES	RESPONSES	
Very satisfied	21.05%	16
Somewhat satisfied	35.53%	27
Somewhat dissatisfied	23.68%	18
Very dissatisfied	19.74%	15
TOTAL		76

Q9 How satisfied are you with the quality of administrative support in your Department?

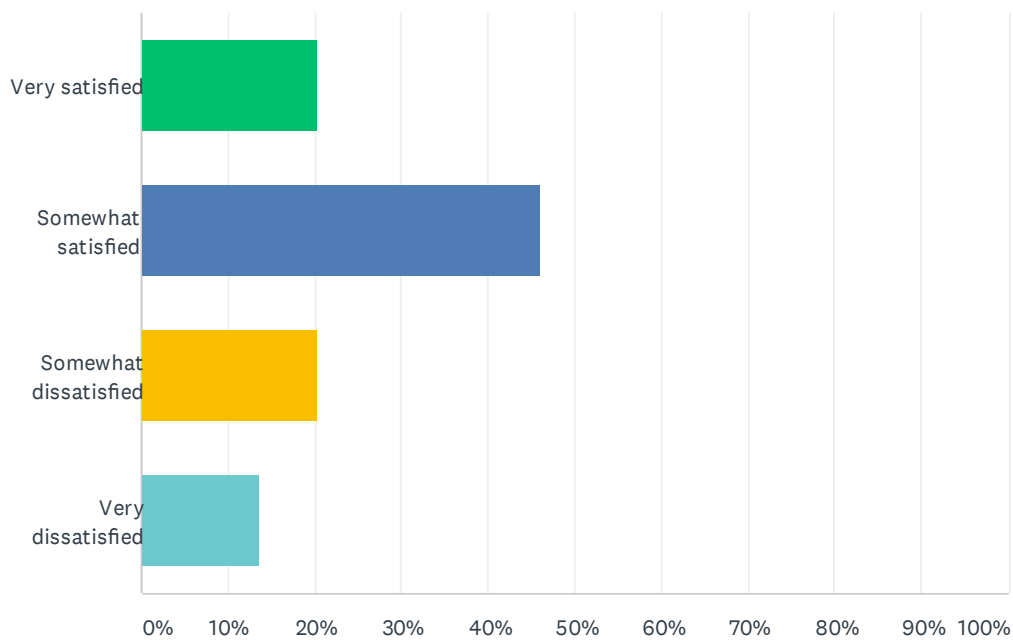
Answered: 75 Skipped: 1



ANSWER CHOICES	RESPONSES	
Very satisfied	68.00%	51
Somewhat satisfied	22.67%	17
Somewhat dissatisfied	4.00%	3
Very dissatisfied	5.33%	4
TOTAL		75

Q10 How satisfied are you with the research opportunities at your disposal in the Faculty?

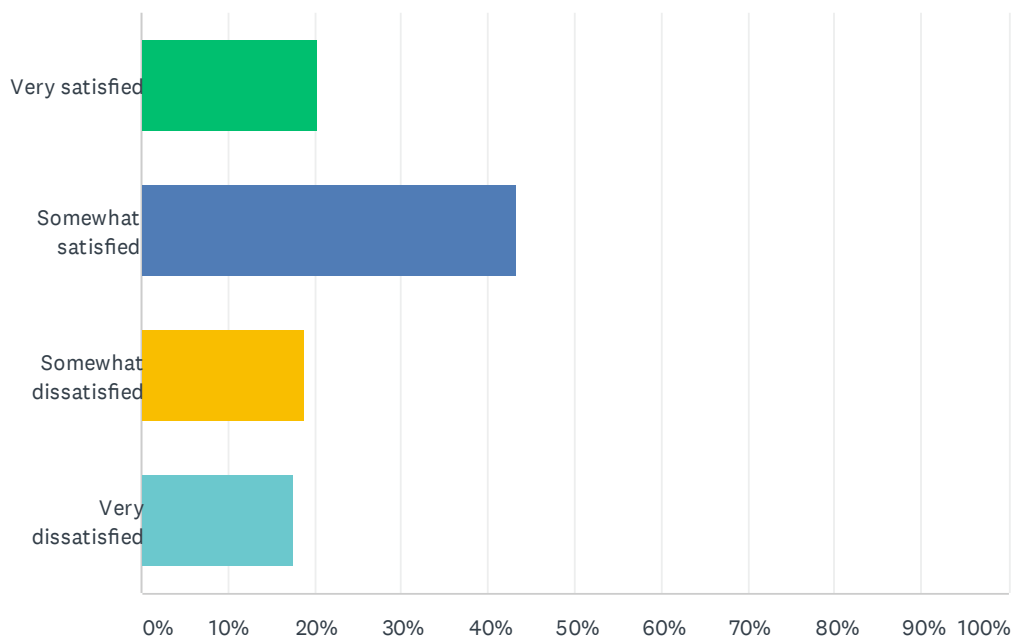
Answered: 74 Skipped: 2



ANSWER CHOICES	RESPONSES	
Very satisfied	20.27%	15
Somewhat satisfied	45.95%	34
Somewhat dissatisfied	20.27%	15
Very dissatisfied	13.51%	10
TOTAL		74

Q11 How satisfied are you with the support you get from your Department to perform research?

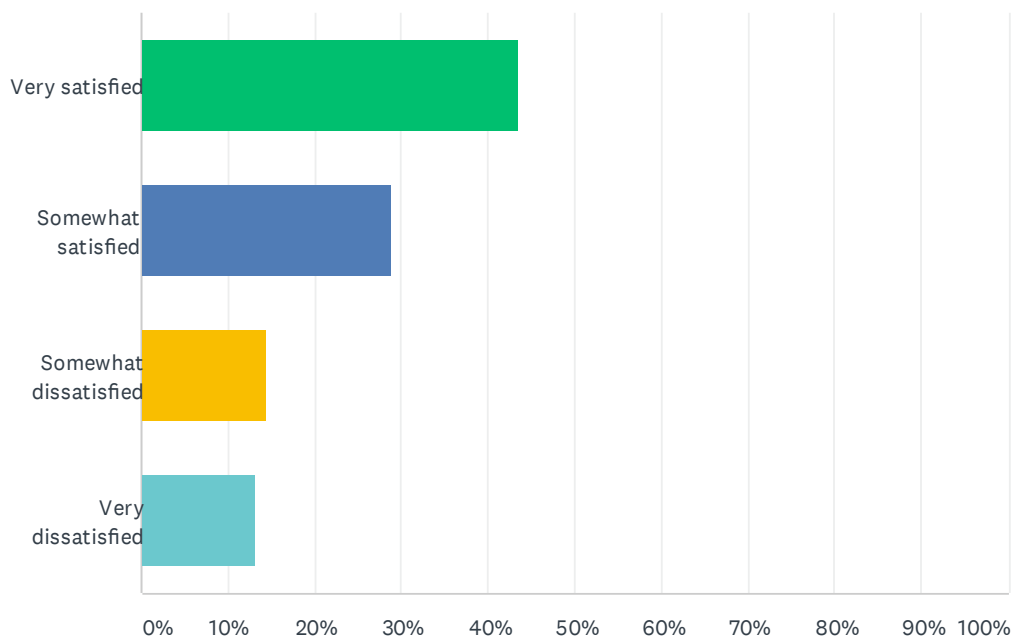
Answered: 74 Skipped: 2



ANSWER CHOICES	RESPONSES	
Very satisfied	20.27%	15
Somewhat satisfied	43.24%	32
Somewhat dissatisfied	18.92%	14
Very dissatisfied	17.57%	13
TOTAL		74

Q12 How satisfied are you with interpersonal relationships (amongst staff) are fostered in your Department?

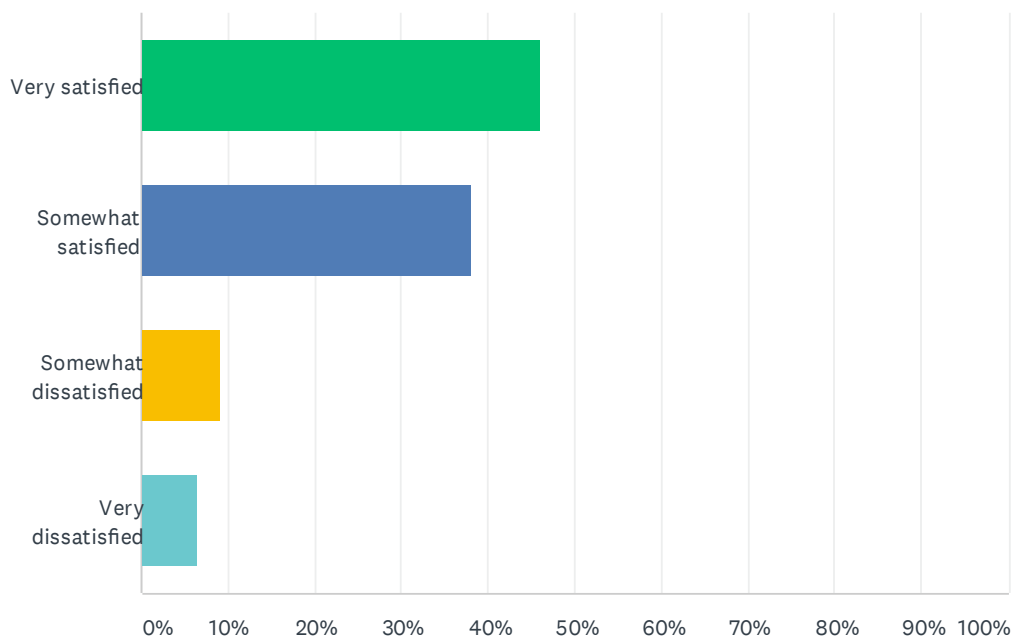
Answered: 76 Skipped: 0



ANSWER CHOICES	RESPONSES	
Very satisfied	43.42%	33
Somewhat satisfied	28.95%	22
Somewhat dissatisfied	14.47%	11
Very dissatisfied	13.16%	10
TOTAL		76

Q13 How satisfied are you with the responsiveness in your Department, to your personal and academic needs?

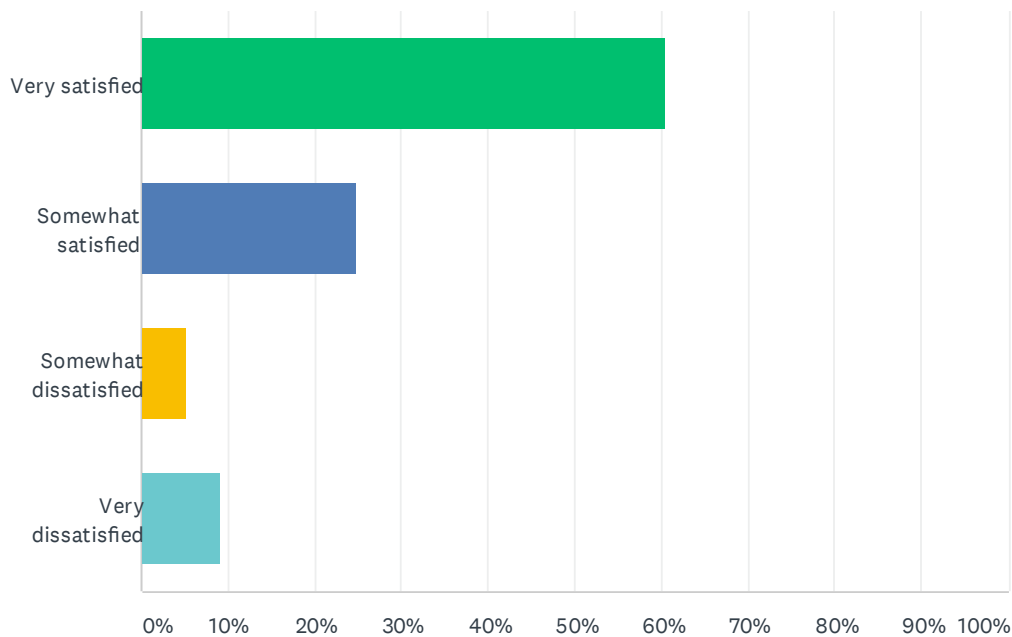
Answered: 76 Skipped: 0



ANSWER CHOICES	RESPONSES	
Very satisfied	46.05%	35
Somewhat satisfied	38.16%	29
Somewhat dissatisfied	9.21%	7
Very dissatisfied	6.58%	5
TOTAL		76

Q14 How satisfied are you with the leadership in your Department?

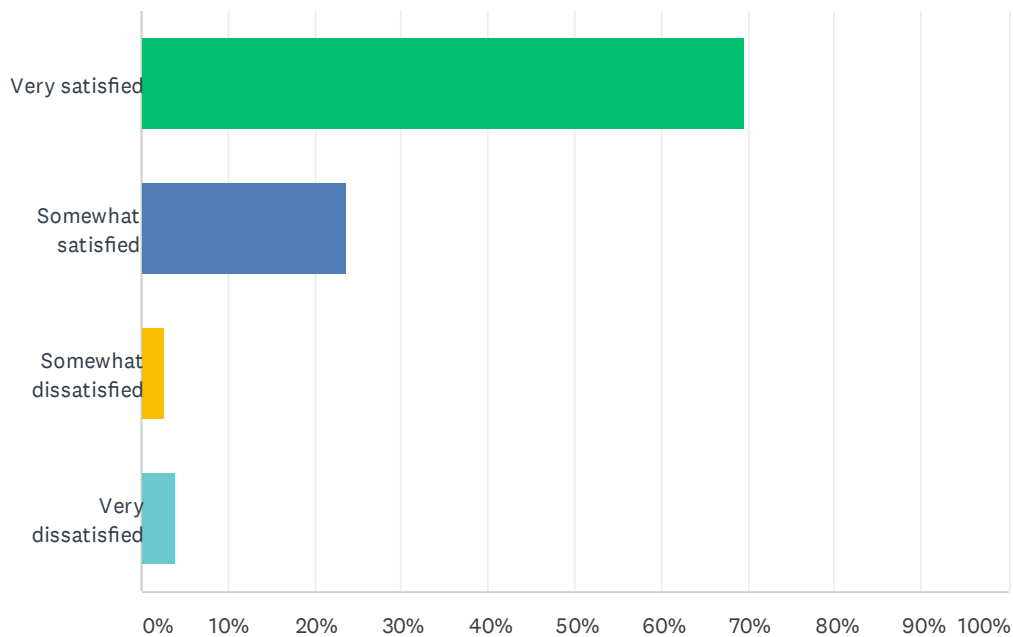
Answered: 76 Skipped: 0



ANSWER CHOICES	RESPONSES	
Very satisfied	60.53%	46
Somewhat satisfied	25.00%	19
Somewhat dissatisfied	5.26%	4
Very dissatisfied	9.21%	7
TOTAL		76

Q15 How satisfied are you with the leadership in your Faculty?

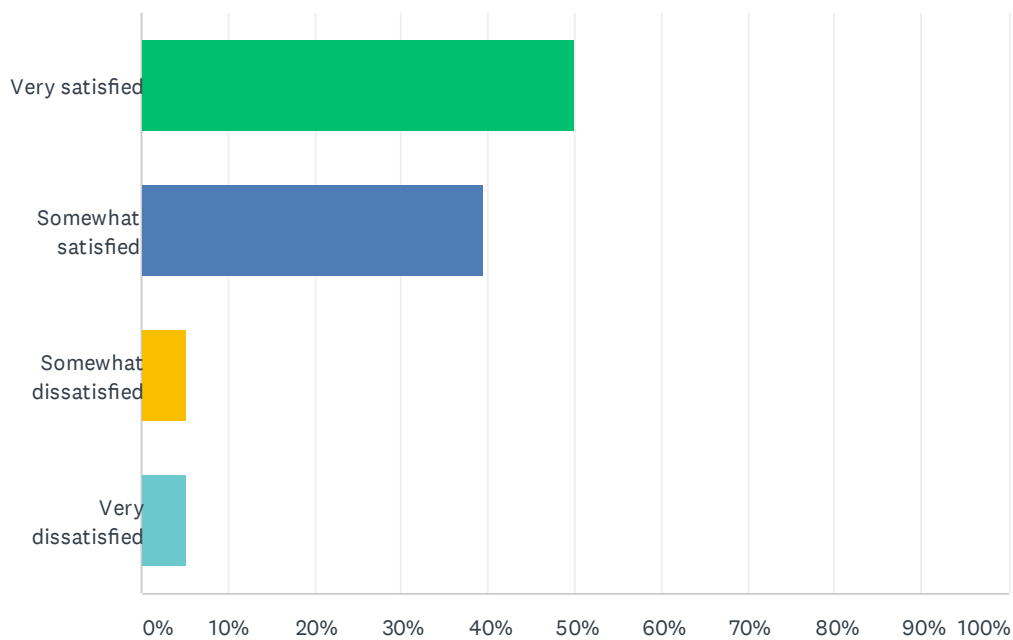
Answered: 76 Skipped: 0



ANSWER CHOICES	RESPONSES	
Very satisfied	69.74%	53
Somewhat satisfied	23.68%	18
Somewhat dissatisfied	2.63%	2
Very dissatisfied	3.95%	3
TOTAL		76

Q16 How satisfied are you with the level of communication there is in the Faculty?

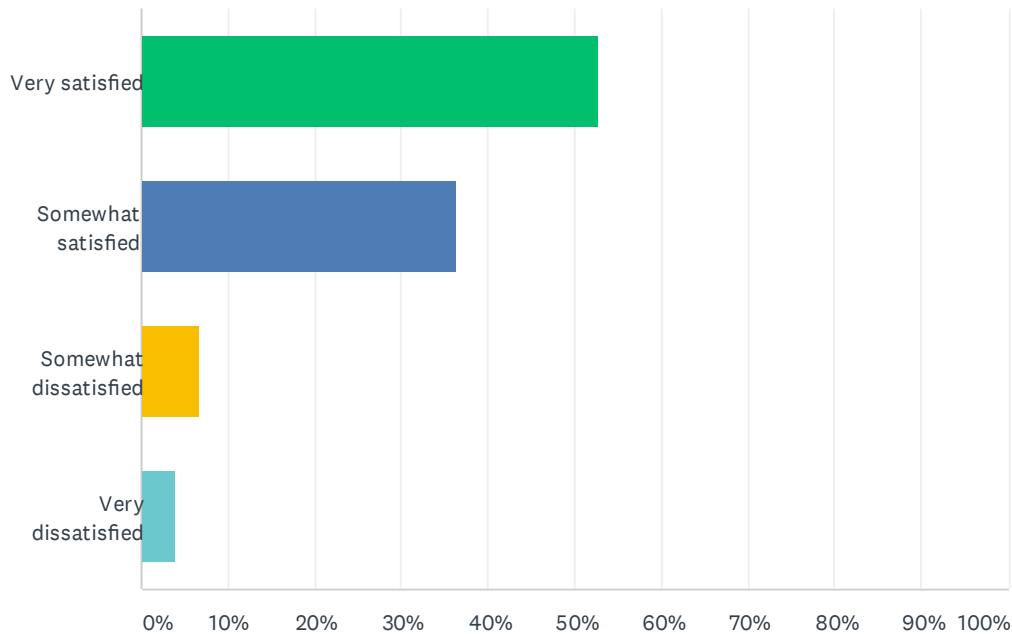
Answered: 76 Skipped: 0



ANSWER CHOICES	RESPONSES	
Very satisfied	50.00%	38
Somewhat satisfied	39.47%	30
Somewhat dissatisfied	5.26%	4
Very dissatisfied	5.26%	4
TOTAL		76

Q17 How satisfied are you with the level of social engagement (link with social partners and stakeholders, activism, involvement in the media, etc.) the Faculty is involved in?

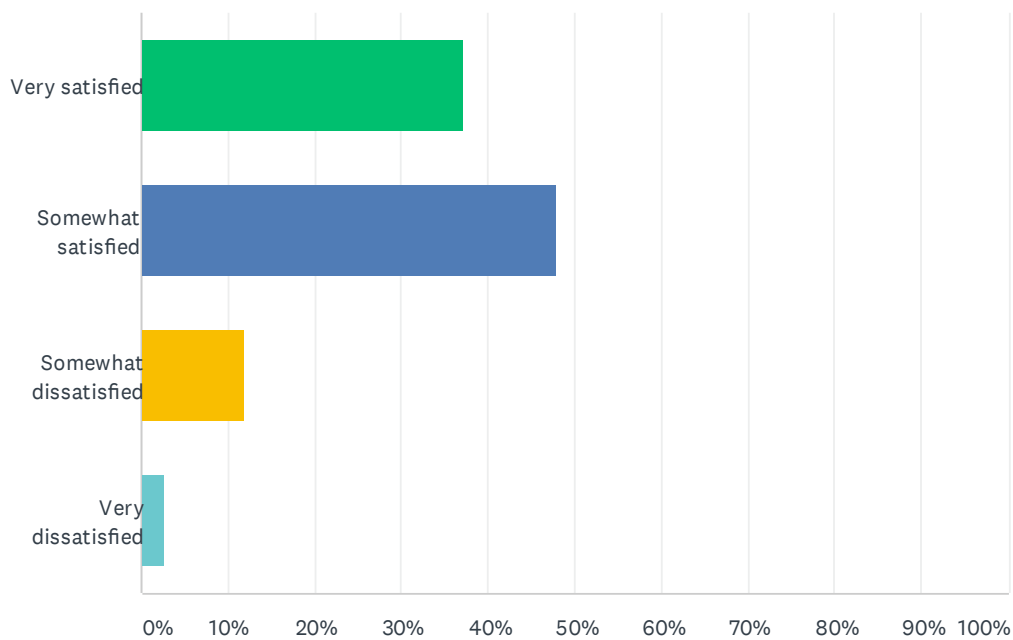
Answered: 74 Skipped: 2



ANSWER CHOICES	RESPONSES	
Very satisfied	52.70%	39
Somewhat satisfied	36.49%	27
Somewhat dissatisfied	6.76%	5
Very dissatisfied	4.05%	3
TOTAL		74

Q18 How satisfied are you with the responsiveness to your needs in your Faculty?

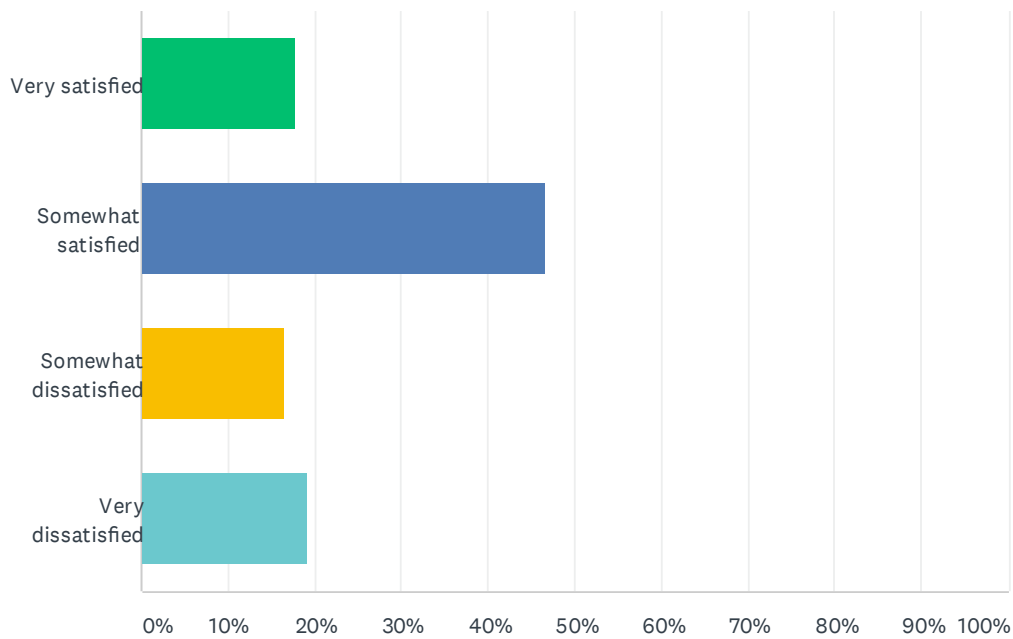
Answered: 75 Skipped: 1



ANSWER CHOICES	RESPONSES	
Very satisfied	37.33%	28
Somewhat satisfied	48.00%	36
Somewhat dissatisfied	12.00%	9
Very dissatisfied	2.67%	2
TOTAL		75

Q19 How satisfied are you with your office-space arrangements?

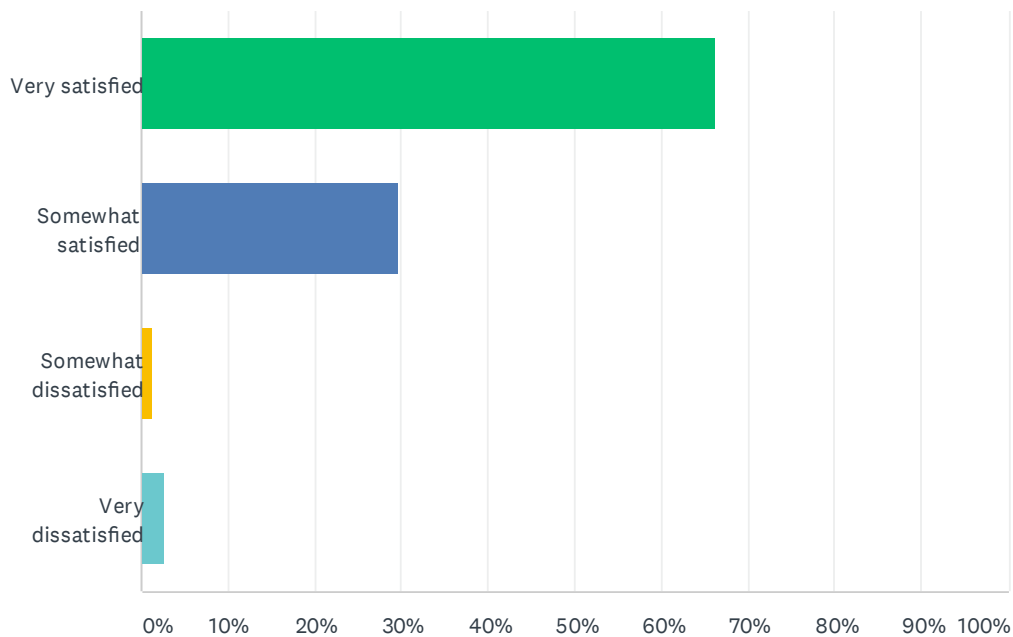
Answered: 73 Skipped: 3



ANSWER CHOICES	RESPONSES	
Very satisfied	17.81%	13
Somewhat satisfied	46.58%	34
Somewhat dissatisfied	16.44%	12
Very dissatisfied	19.18%	14
TOTAL		73

Q20 How satisfied are you with your relationship with students?

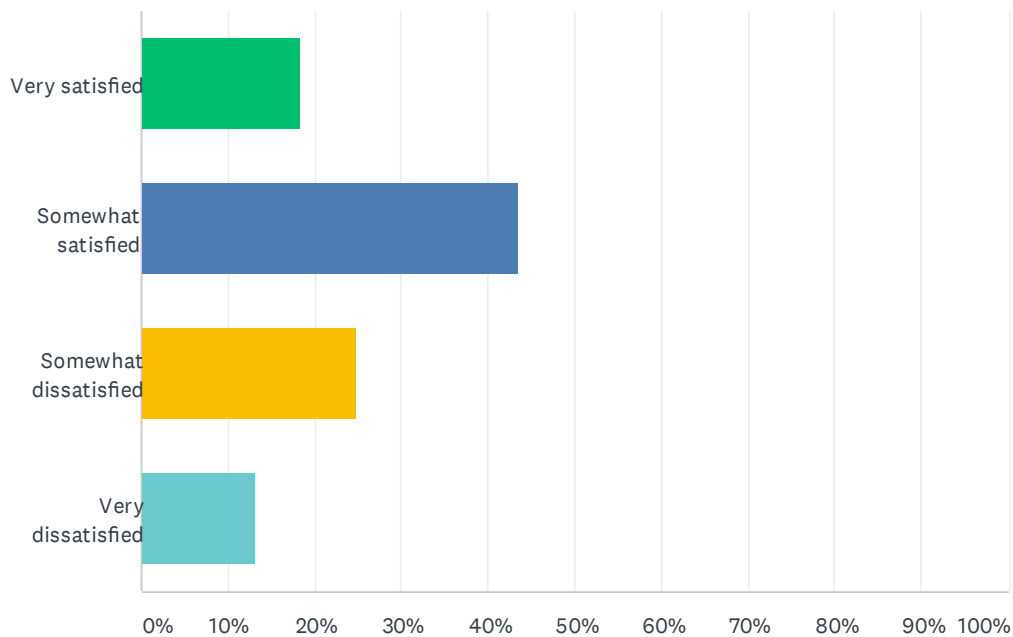
Answered: 74 Skipped: 2



ANSWER CHOICES	RESPONSES	
Very satisfied	66.22%	49
Somewhat satisfied	29.73%	22
Somewhat dissatisfied	1.35%	1
Very dissatisfied	2.70%	2
TOTAL		74

Q21 How satisfied are you with your Teaching Load?

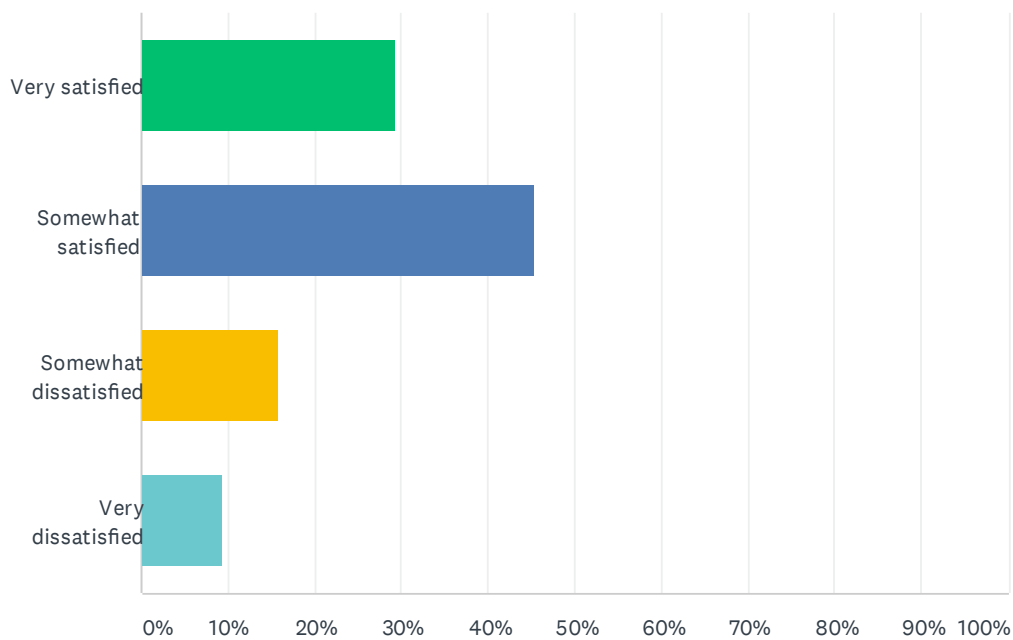
Answered: 76 Skipped: 0



ANSWER CHOICES	RESPONSES	
Very satisfied	18.42%	14
Somewhat satisfied	43.42%	33
Somewhat dissatisfied	25.00%	19
Very dissatisfied	13.16%	10
TOTAL		76

Q22 How satisfied are you with office resources (photocopiers, printing, stationery etc.)?

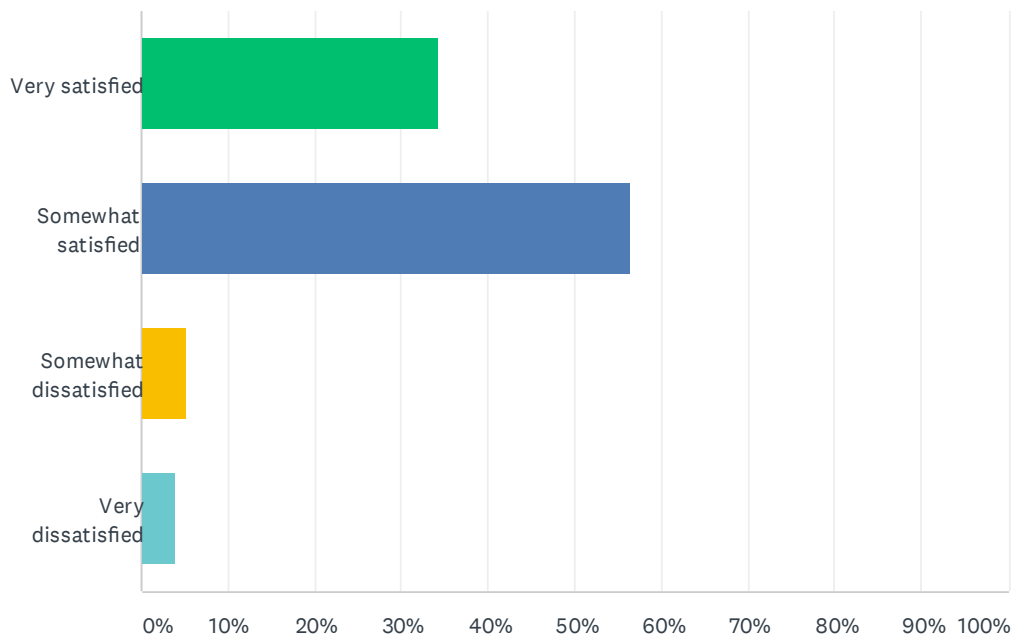
Answered: 75 Skipped: 1



ANSWER CHOICES	RESPONSES	
Very satisfied	29.33%	22
Somewhat satisfied	45.33%	34
Somewhat dissatisfied	16.00%	12
Very dissatisfied	9.33%	7
TOTAL		75

Q23 How satisfied are you with the scheduling of lectures?

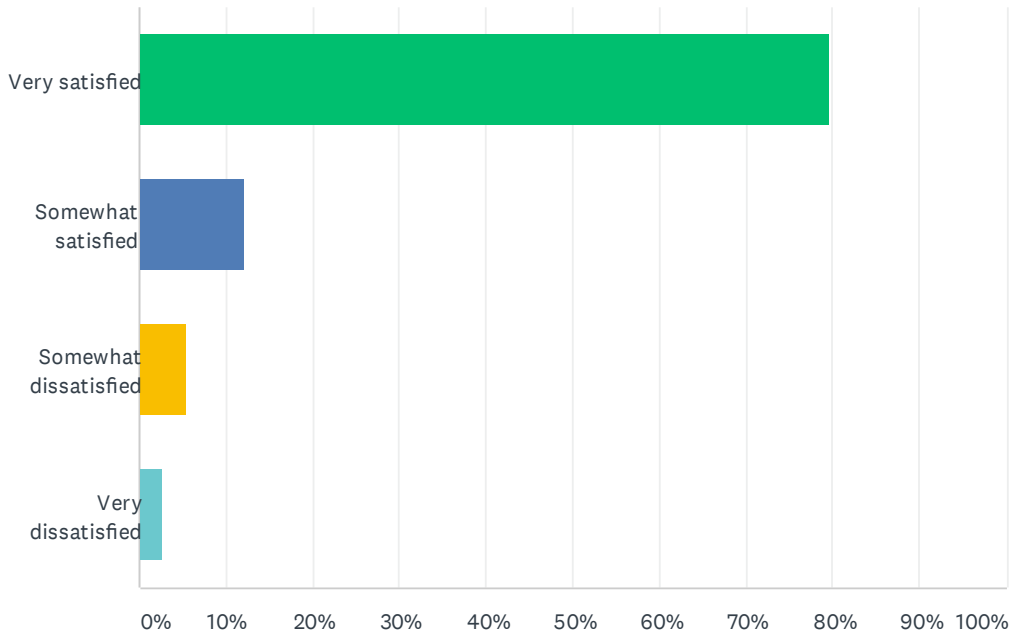
Answered: 76 Skipped: 0



ANSWER CHOICES	RESPONSES	
Very satisfied	34.21%	26
Somewhat satisfied	56.58%	43
Somewhat dissatisfied	5.26%	4
Very dissatisfied	3.95%	3
TOTAL		76

Q24 How satisfied are you with the Dean's overall performance (leadership, support, implementation of manifesto, support to departments, bringing in funding, visibility outside Faculty, encouraging scholarship)?

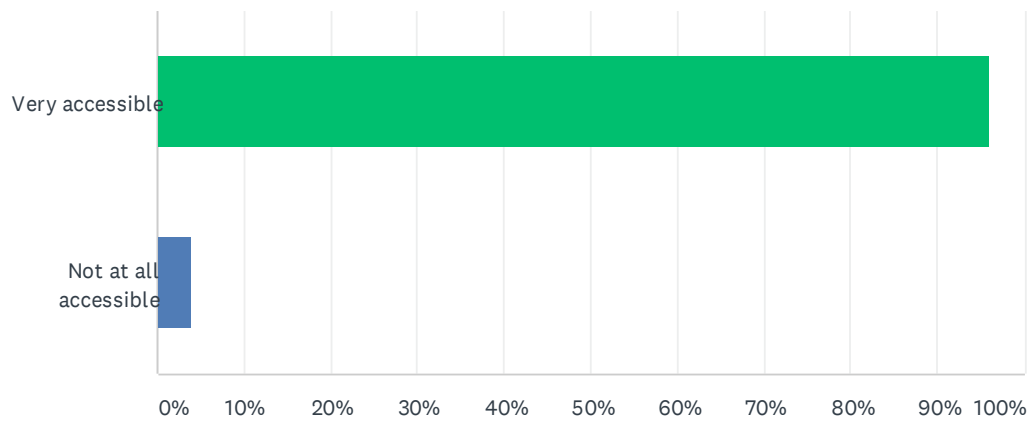
Answered: 74 Skipped: 2



ANSWER CHOICES	RESPONSES	
Very satisfied	79.73%	59
Somewhat satisfied	12.16%	9
Somewhat dissatisfied	5.41%	4
Very dissatisfied	2.70%	2
TOTAL		74

Q25 How accessible and available is the Dean?

Answered: 75 Skipped: 1



ANSWER CHOICES		RESPONSES	
Very accessible		96.00%	72
Not at all accessible		4.00%	3
TOTAL			75

Q26 Any other comments

Answered: 12 Skipped: 64