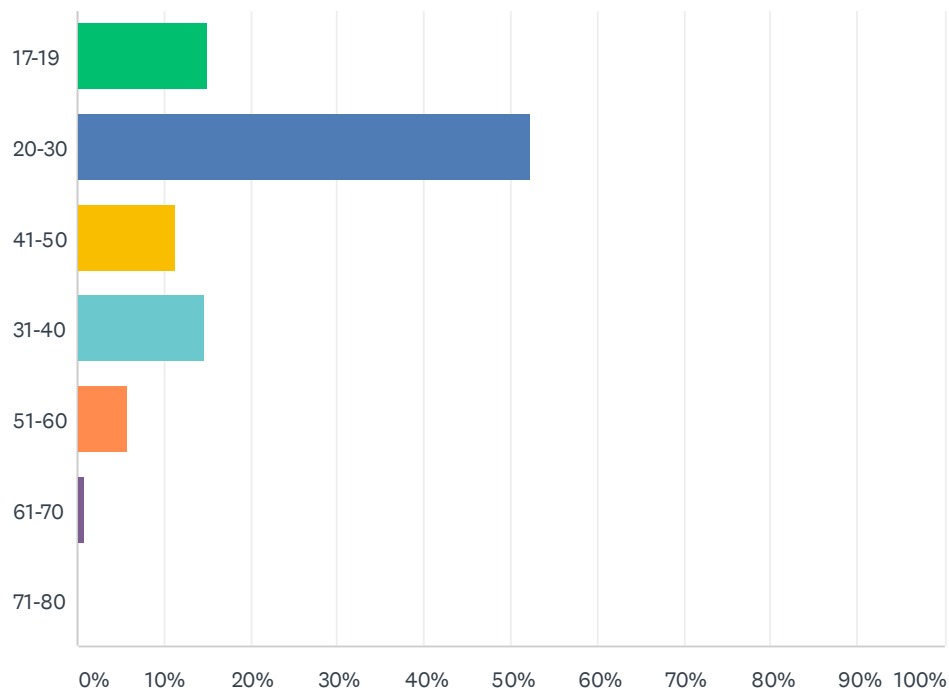


Q1 Age

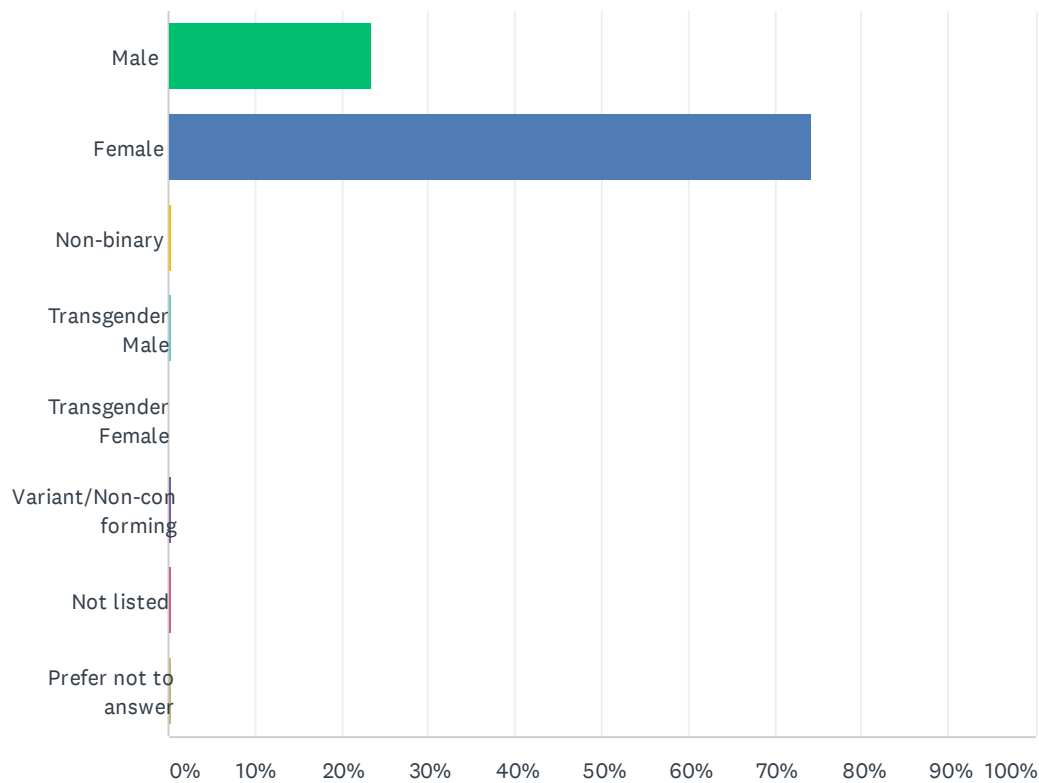
Answered: 239 Skipped: 0



ANSWER CHOICES	RESPONSES	
17-19	15.06%	36
20-30	52.30%	125
41-50	11.30%	27
31-40	14.64%	35
51-60	5.86%	14
61-70	0.84%	2
71-80	0.00%	0
TOTAL		239

Q2 Which gender do you most identify with?

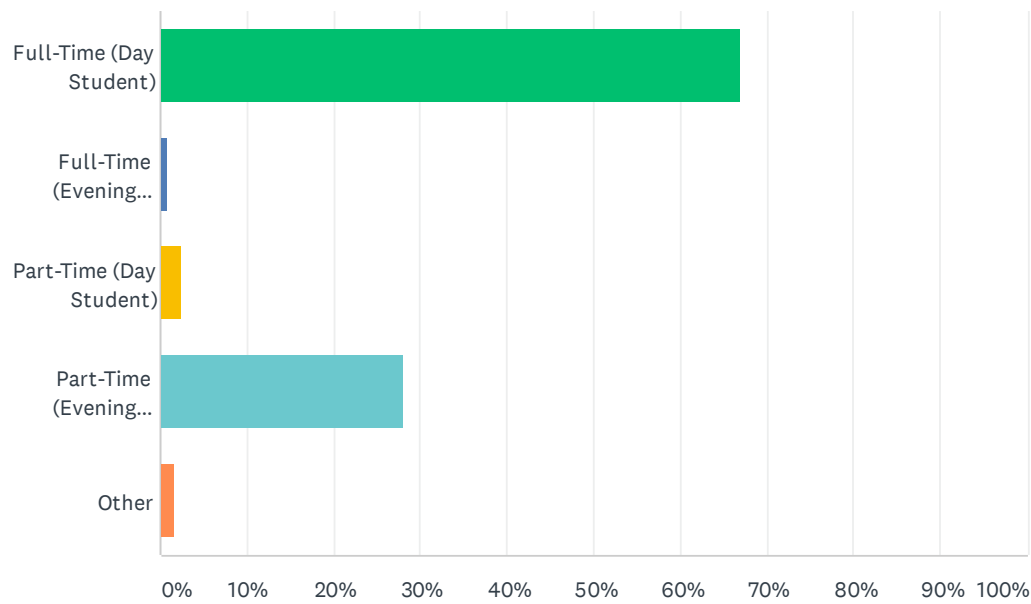
Answered: 238 Skipped: 1



ANSWER CHOICES	RESPONSES	
Male	23.53%	56
Female	74.37%	177
Non-binary	0.42%	1
Transgender Male	0.42%	1
Transgender Female	0.00%	0
Variant/Non-conforming	0.42%	1
Not listed	0.42%	1
Prefer not to answer	0.42%	1
TOTAL		238

Q3 Please identify your status at the University of Malta?

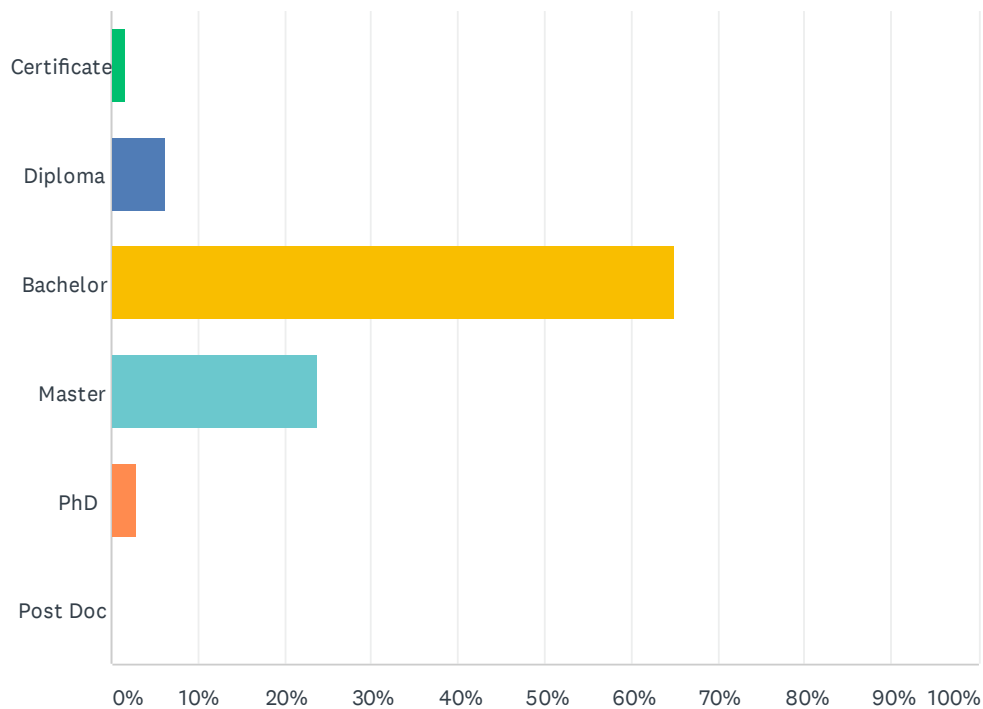
Answered: 239 Skipped: 0



ANSWER CHOICES	RESPONSES	
Full-Time (Day Student)	66.95%	160
Full-Time (Evening Student)	0.84%	2
Part-Time (Day Student)	2.51%	6
Part-Time (Evening Student)	28.03%	67
Other	1.67%	4
TOTAL		239

Q4 Please identify your programme level at the University of Malta

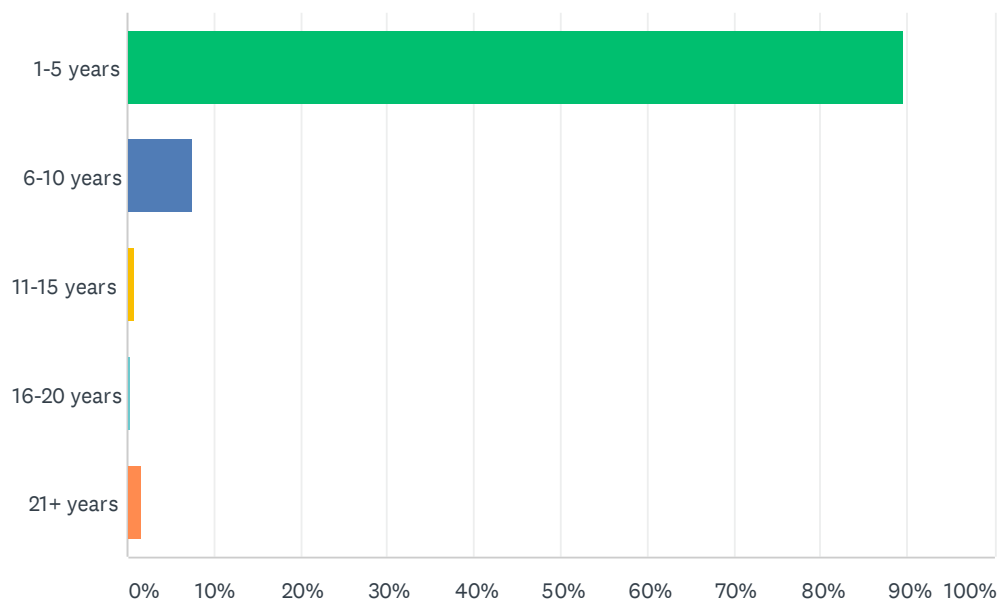
Answered: 238 Skipped: 1



ANSWER CHOICES	RESPONSES	
Certificate	1.68%	4
Diploma	6.30%	15
Bachelor	65.13%	155
Master	23.95%	57
PhD	2.94%	7
Post Doc	0.00%	0
TOTAL		238

Q5 Kindly indicate how long you have been studying at the University of Malta by selecting one of the following options

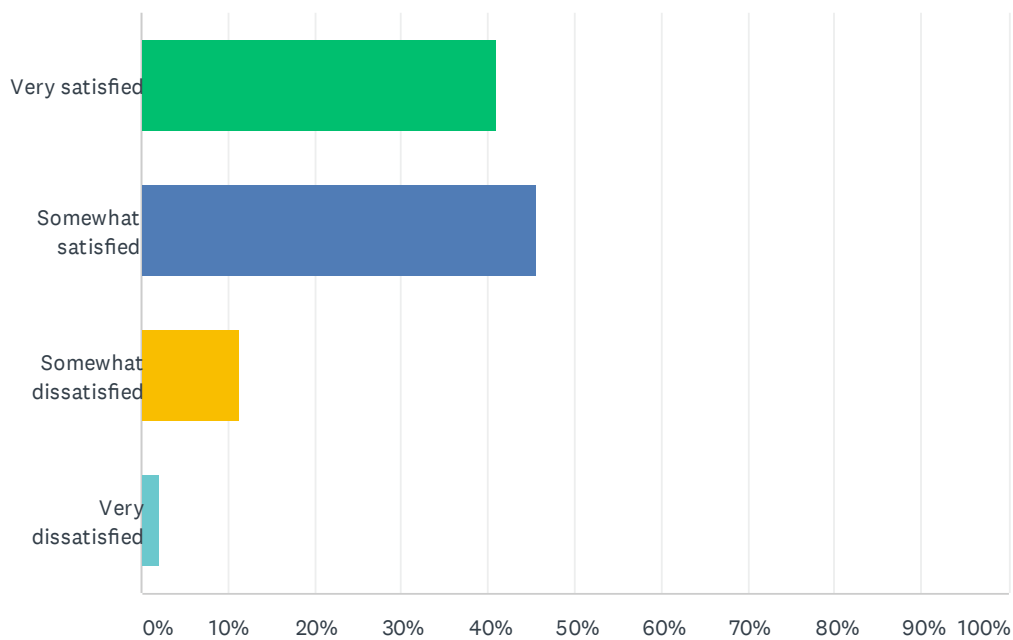
Answered: 239 Skipped: 0



ANSWER CHOICES	RESPONSES	
1-5 years	89.54%	214
6-10 years	7.53%	18
11-15 years	0.84%	2
16-20 years	0.42%	1
21+ years	1.67%	4
TOTAL		239

Q6 How satisfied are you with the amount of lecturing you are required to engage in?

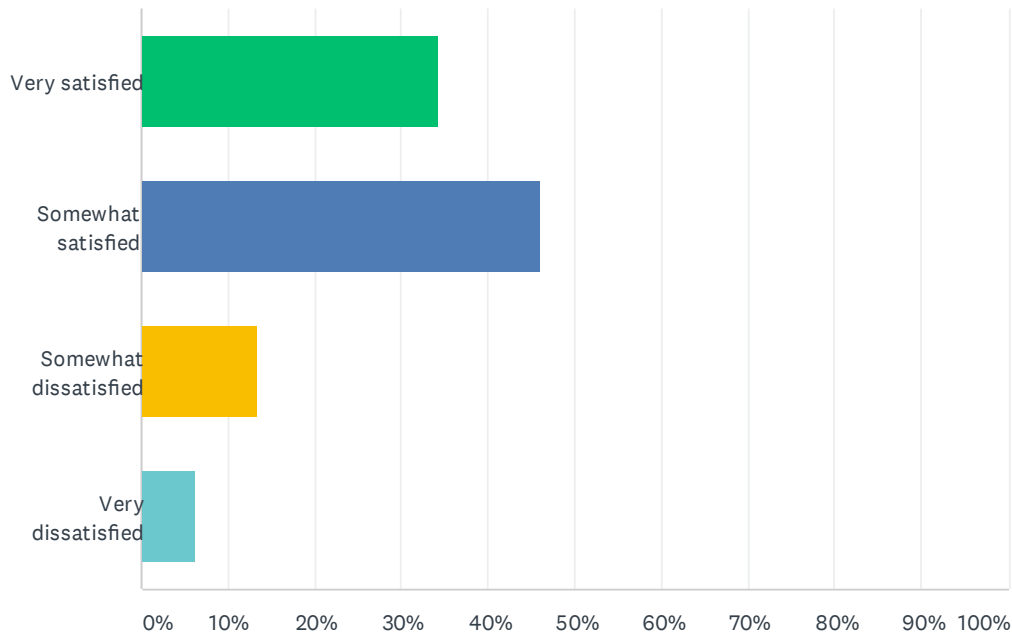
Answered: 239 Skipped: 0



ANSWER CHOICES	RESPONSES	
Very satisfied	41.00%	98
Somewhat satisfied	45.61%	109
Somewhat dissatisfied	11.30%	27
Very dissatisfied	2.09%	5
TOTAL		239

Q7 How satisfied are you with the mentoring (dissertation supervision, tutorials, personal etc.) you are required to participate in your Department?

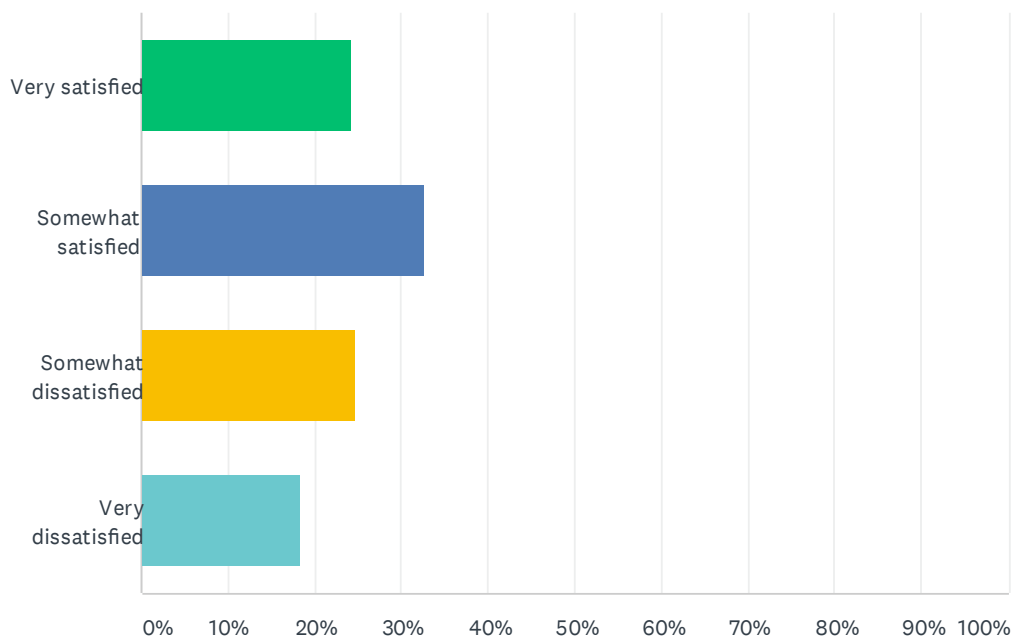
Answered: 239 Skipped: 0



ANSWER CHOICES	RESPONSES	
Very satisfied	34.31%	82
Somewhat satisfied	46.03%	110
Somewhat dissatisfied	13.39%	32
Very dissatisfied	6.28%	15
TOTAL		239

Q8 How satisfied are you with the feedback you are given by your Department following assessment?

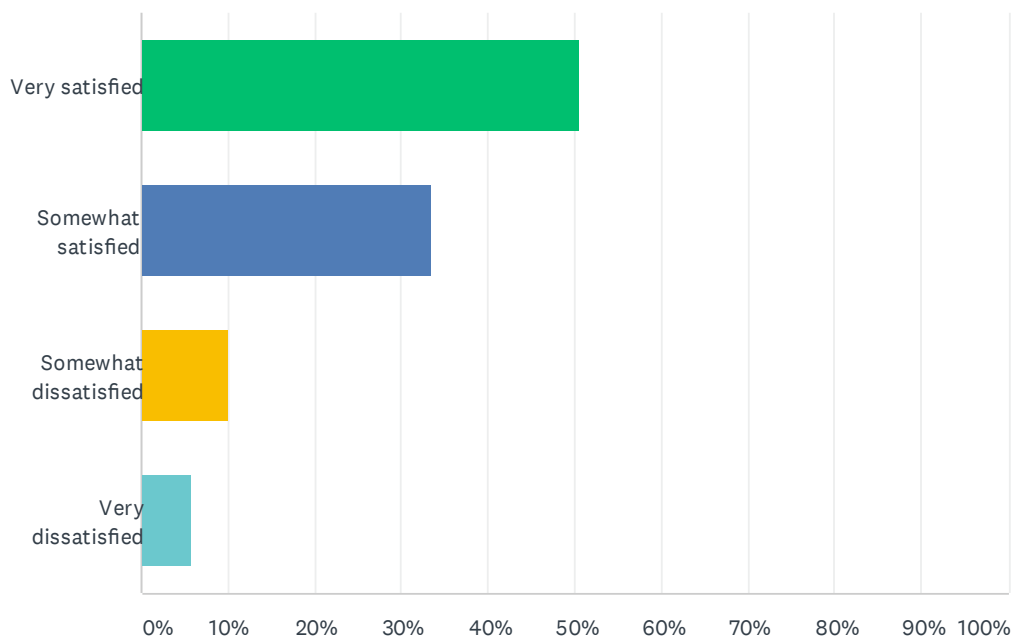
Answered: 239 Skipped: 0



ANSWER CHOICES	RESPONSES	
Very satisfied	24.27%	58
Somewhat satisfied	32.64%	78
Somewhat dissatisfied	24.69%	59
Very dissatisfied	18.41%	44
TOTAL		239

Q9 How satisfied are you with administrative support you are given by your Department?

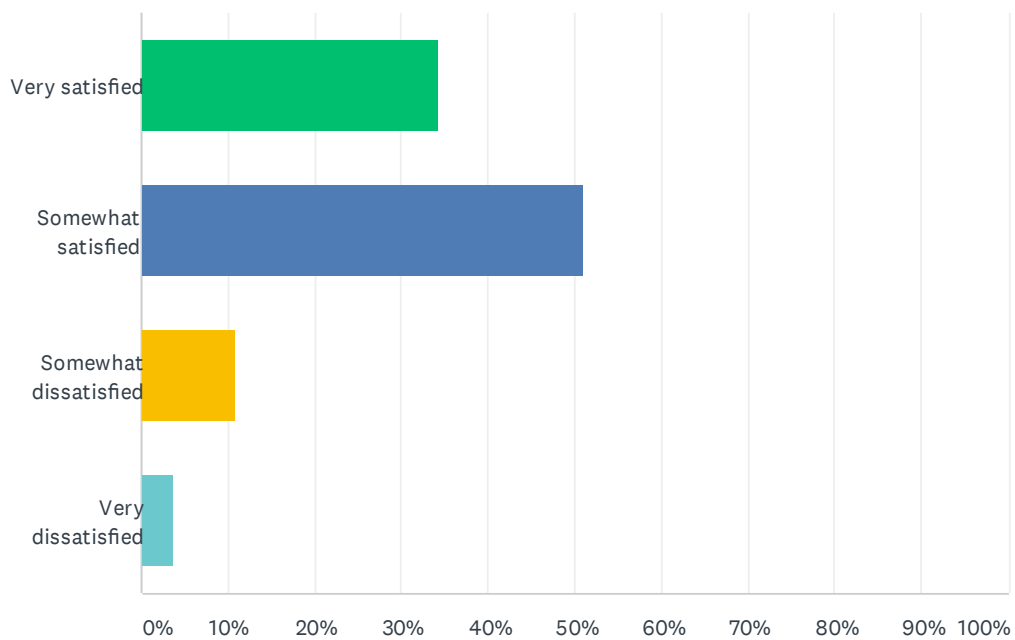
Answered: 239 Skipped: 0



ANSWER CHOICES	RESPONSES	
Very satisfied	50.63%	121
Somewhat satisfied	33.47%	80
Somewhat dissatisfied	10.04%	24
Very dissatisfied	5.86%	14
TOTAL		239

Q10 How satisfied are you with the research opportunities at your disposal in the Faculty?

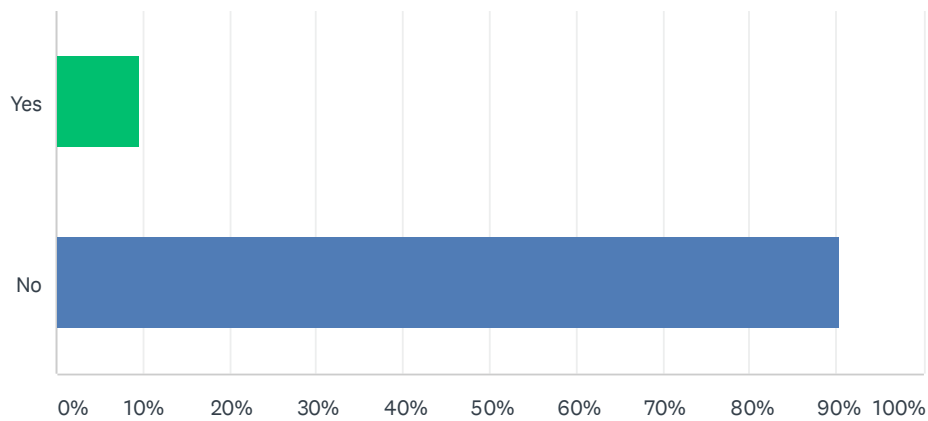
Answered: 239 Skipped: 0



ANSWER CHOICES	RESPONSES	
Very satisfied	34.31%	82
Somewhat satisfied	51.05%	122
Somewhat dissatisfied	10.88%	26
Very dissatisfied	3.77%	9
TOTAL		239

Q11 Have you ever attended an Erasmus (or a similar) programme?

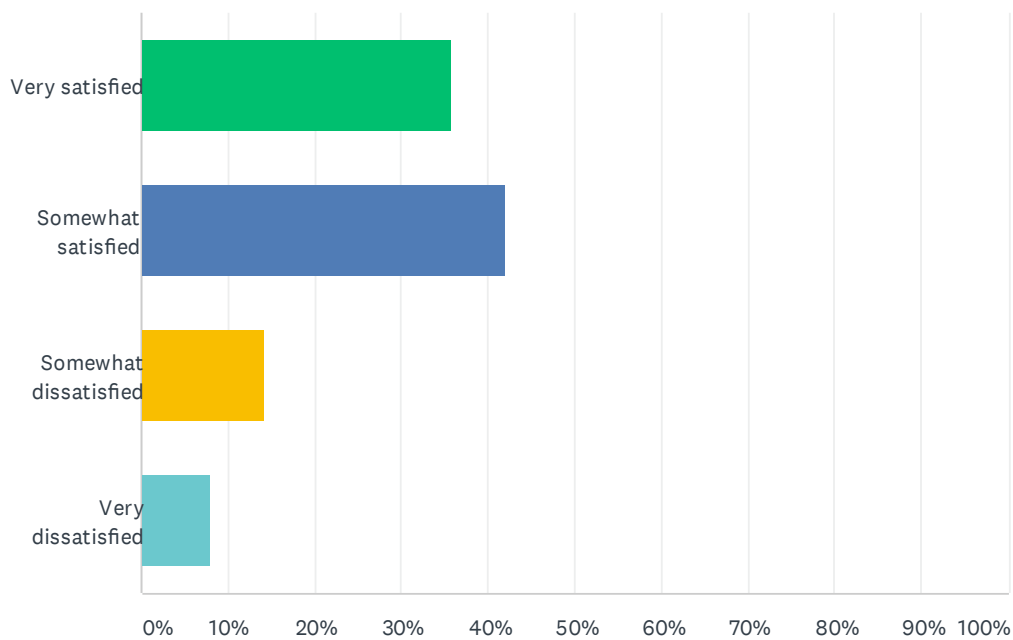
Answered: 239 Skipped: 0



ANSWER CHOICES		RESPONSES	
Yes		9.62%	23
No		90.38%	216
TOTAL			239

Q12 How satisfied are you with the responsiveness to your needs in your Department?

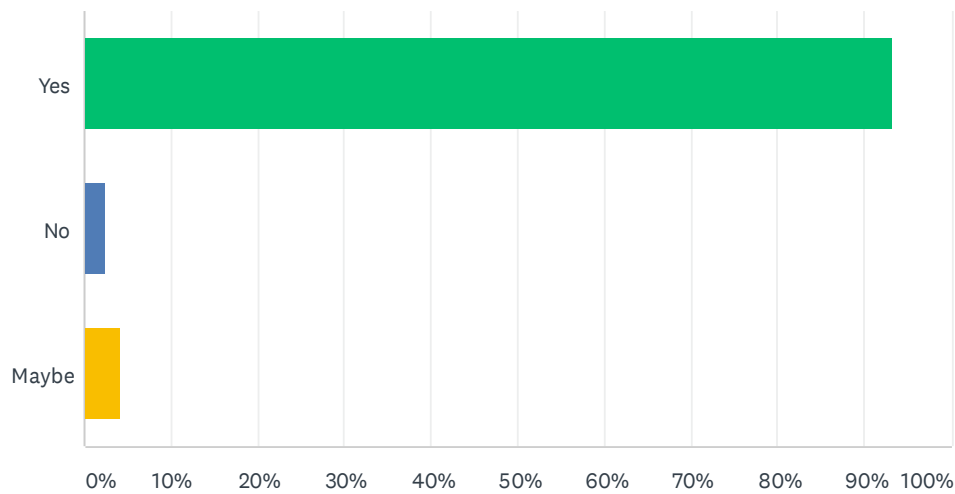
Answered: 238 Skipped: 1



ANSWER CHOICES	RESPONSES	
Very satisfied	35.71%	85
Somewhat satisfied	42.02%	100
Somewhat dissatisfied	14.29%	34
Very dissatisfied	7.98%	19
TOTAL		238

Q13 Do you know who is the Head of your Department?

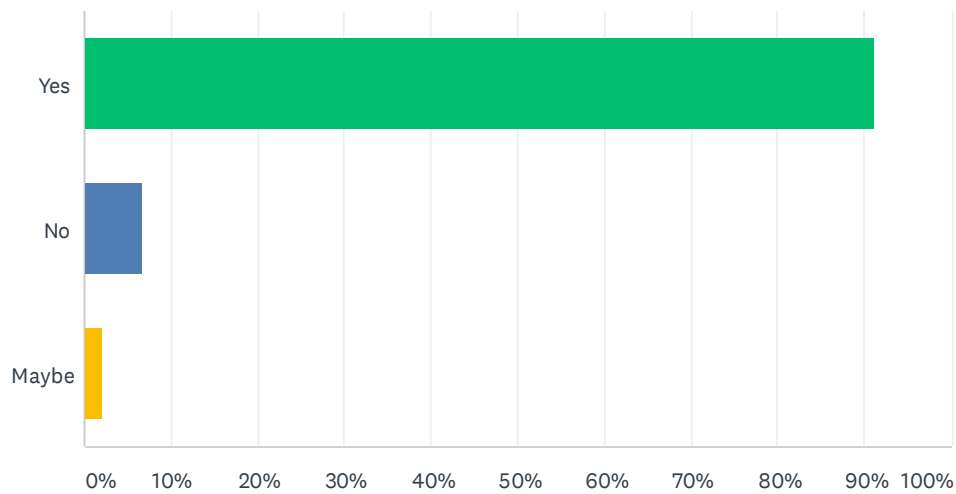
Answered: 239 Skipped: 0



ANSWER CHOICES	RESPONSES	
Yes	93.31%	223
No	2.51%	6
Maybe	4.18%	10
TOTAL		239

Q14 Do you know who the Dean of your Faculty is?

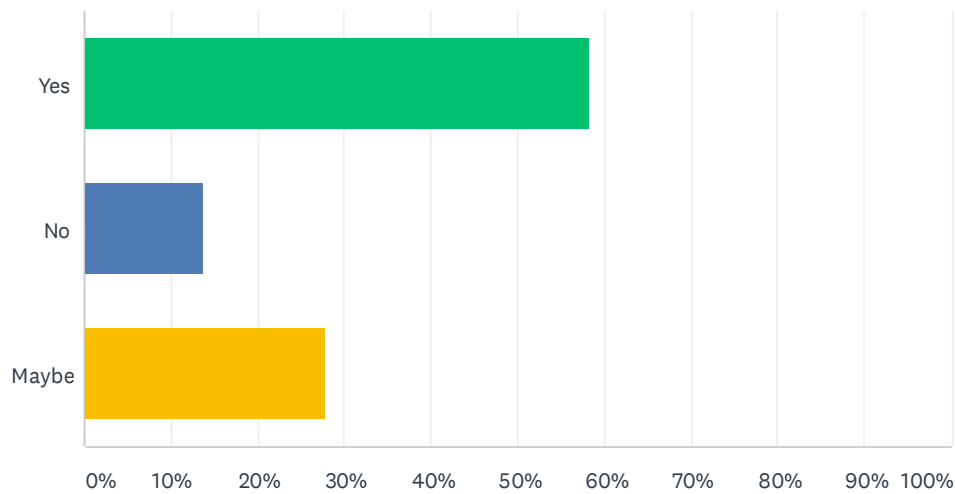
Answered: 239 Skipped: 0



ANSWER CHOICES	RESPONSES	
Yes	91.21%	218
No	6.69%	16
Maybe	2.09%	5
TOTAL		239

Q15 Do you feel that the Faculty is ready to hear your views?

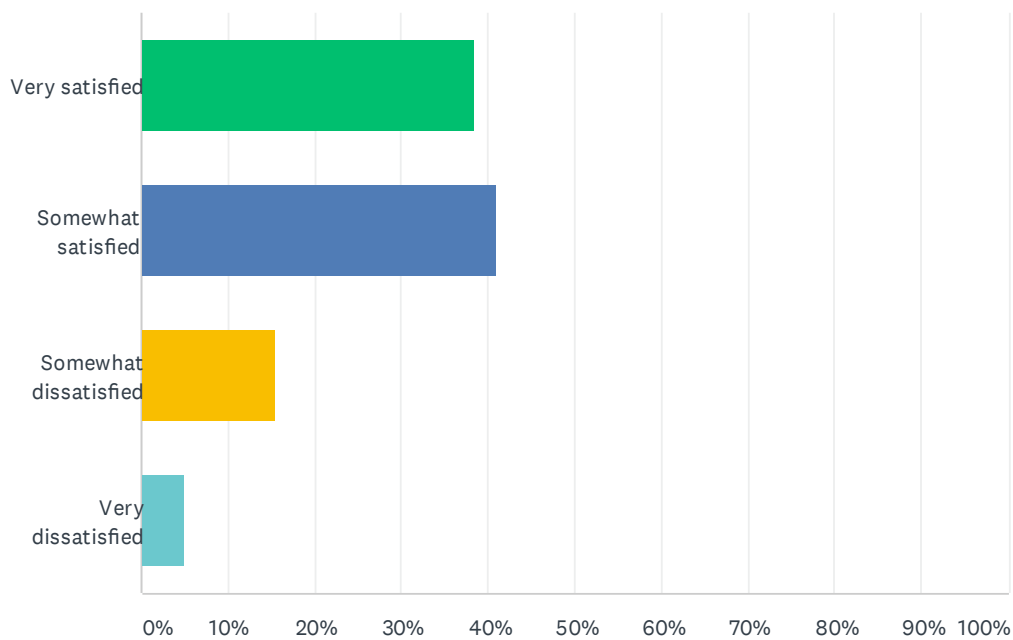
Answered: 238 Skipped: 1



ANSWER CHOICES	RESPONSES	
Yes	58.40%	139
No	13.87%	33
Maybe	27.73%	66
TOTAL		238

Q16 How satisfied are you with the level of communication there is in the Faculty?

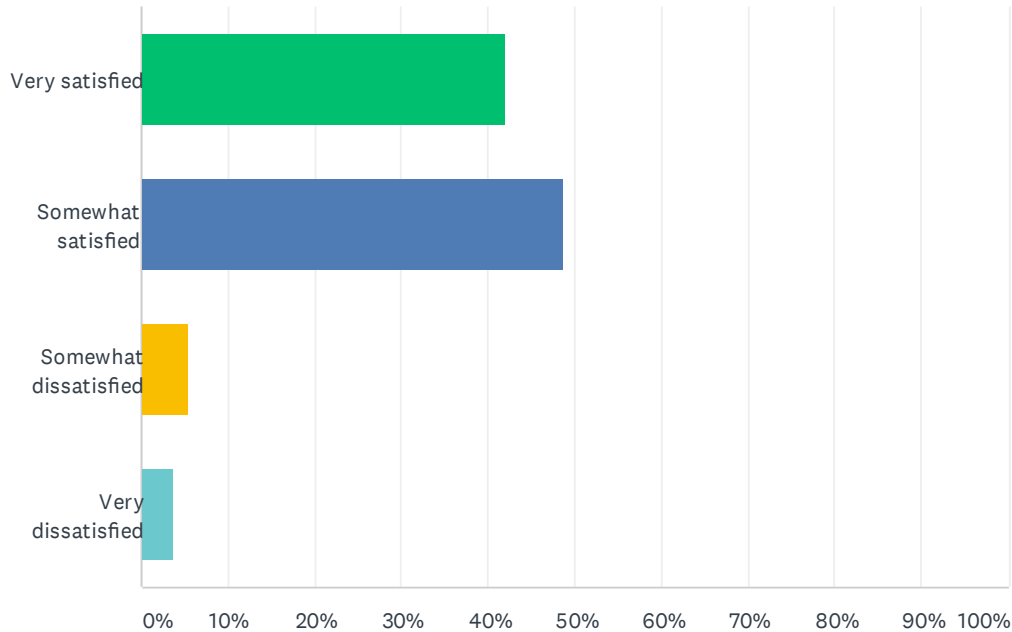
Answered: 239 Skipped: 0



ANSWER CHOICES	RESPONSES	
Very satisfied	38.49%	92
Somewhat satisfied	41.00%	98
Somewhat dissatisfied	15.48%	37
Very dissatisfied	5.02%	12
TOTAL		239

Q17 How satisfied are you with the level of social engagement (link with social partners and stakeholders, activism, involvement in the media, etc.) the Faculty is involved in?

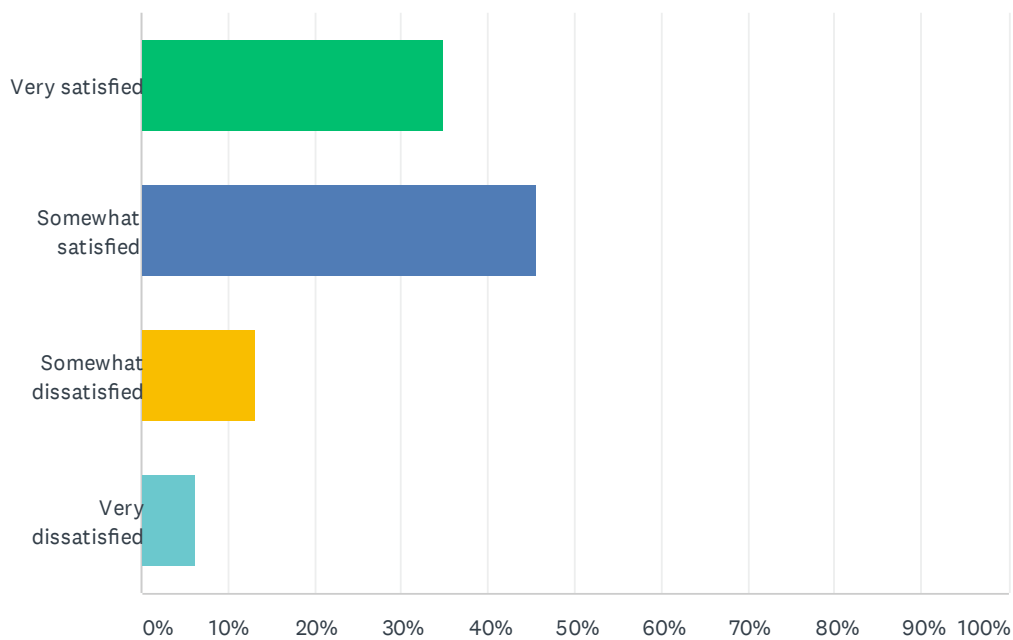
Answered: 238 Skipped: 1



ANSWER CHOICES	RESPONSES	
Very satisfied	42.02%	100
Somewhat satisfied	48.74%	116
Somewhat dissatisfied	5.46%	13
Very dissatisfied	3.78%	9
TOTAL		238

Q18 How satisfied are you with the responsiveness to your needs in your Faculty?

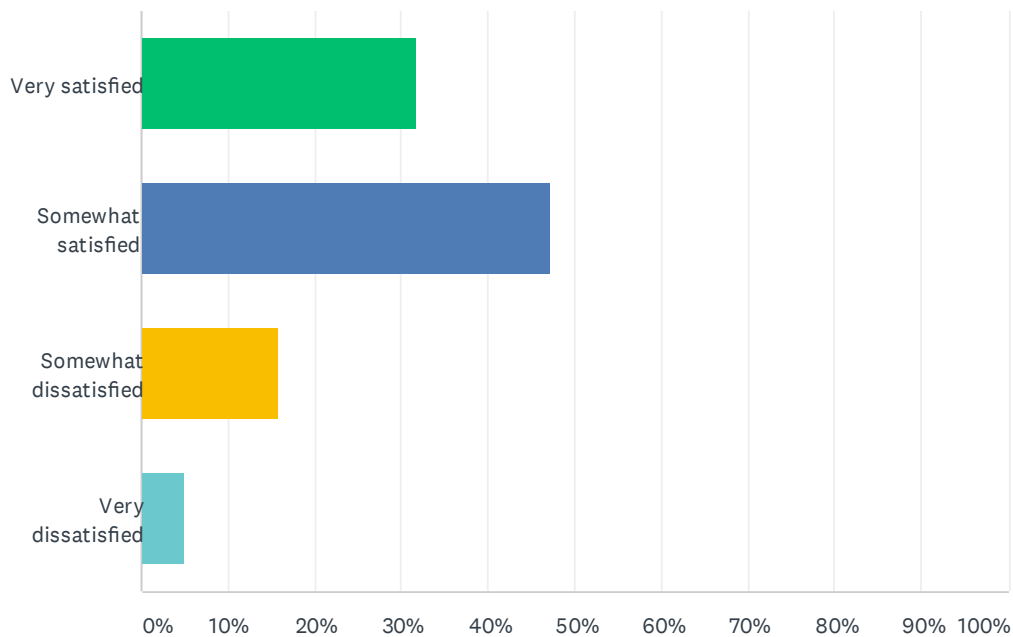
Answered: 237 Skipped: 2



ANSWER CHOICES	RESPONSES	
Very satisfied	35.02%	83
Somewhat satisfied	45.57%	108
Somewhat dissatisfied	13.08%	31
Very dissatisfied	6.33%	15
TOTAL		237

Q19 How satisfied are you with the lecturing/tutorial facilities?

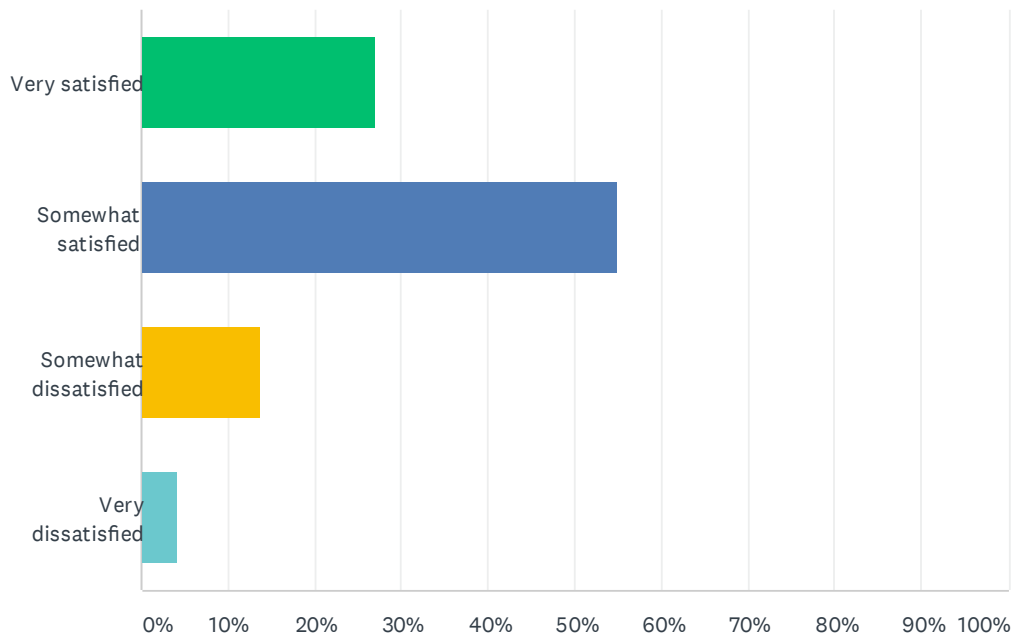
Answered: 239 Skipped: 0



ANSWER CHOICES	RESPONSES	
Very satisfied	31.80%	76
Somewhat satisfied	47.28%	113
Somewhat dissatisfied	15.90%	38
Very dissatisfied	5.02%	12
TOTAL		239

Q20 How satisfied are you with the amount and type of Department and Faculty events (Social, academic, etc.)?

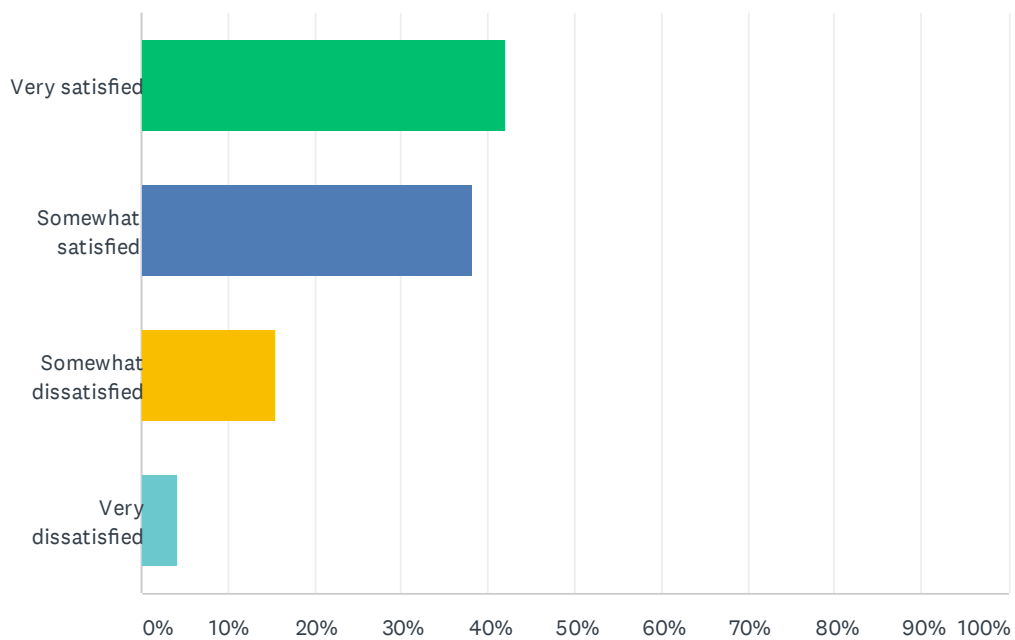
Answered: 238 Skipped: 1



ANSWER CHOICES	RESPONSES	
Very satisfied	26.89%	64
Somewhat satisfied	55.04%	131
Somewhat dissatisfied	13.87%	33
Very dissatisfied	4.20%	10
TOTAL		238

Q21 How satisfied are you with the relationships you have with your lecturers?

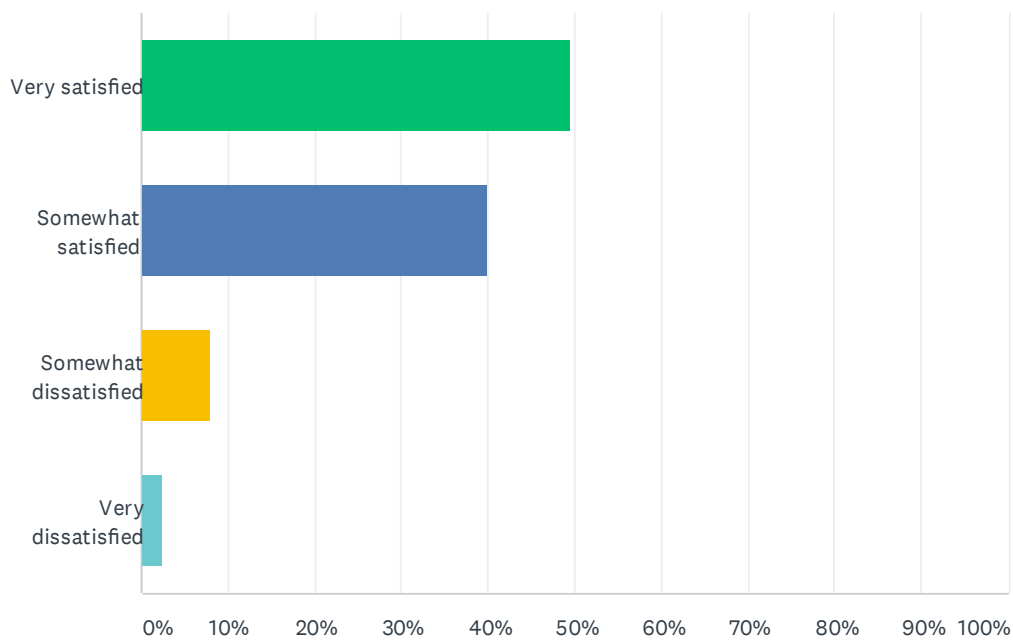
Answered: 238 Skipped: 1



ANSWER CHOICES	RESPONSES	
Very satisfied	42.02%	100
Somewhat satisfied	38.24%	91
Somewhat dissatisfied	15.55%	37
Very dissatisfied	4.20%	10
TOTAL		238

Q22 How satisfied are you with Departmental and Faculty Administrative support?

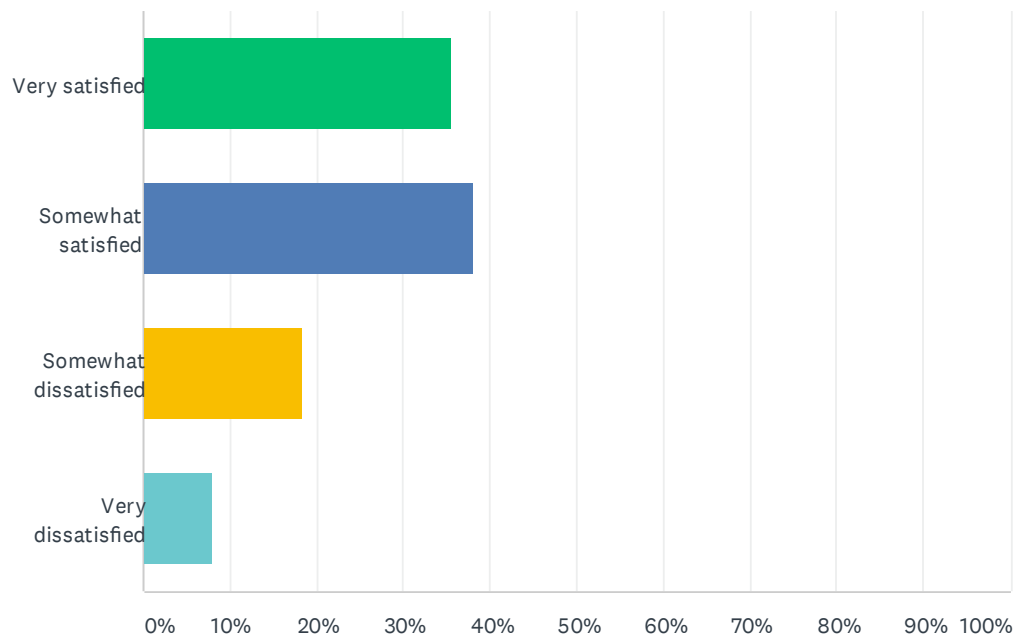
Answered: 238 Skipped: 1



ANSWER CHOICES	RESPONSES	
Very satisfied	49.58%	118
Somewhat satisfied	39.92%	95
Somewhat dissatisfied	7.98%	19
Very dissatisfied	2.52%	6
TOTAL		238

Q23 How satisfied are you with the way the timetable is organised?

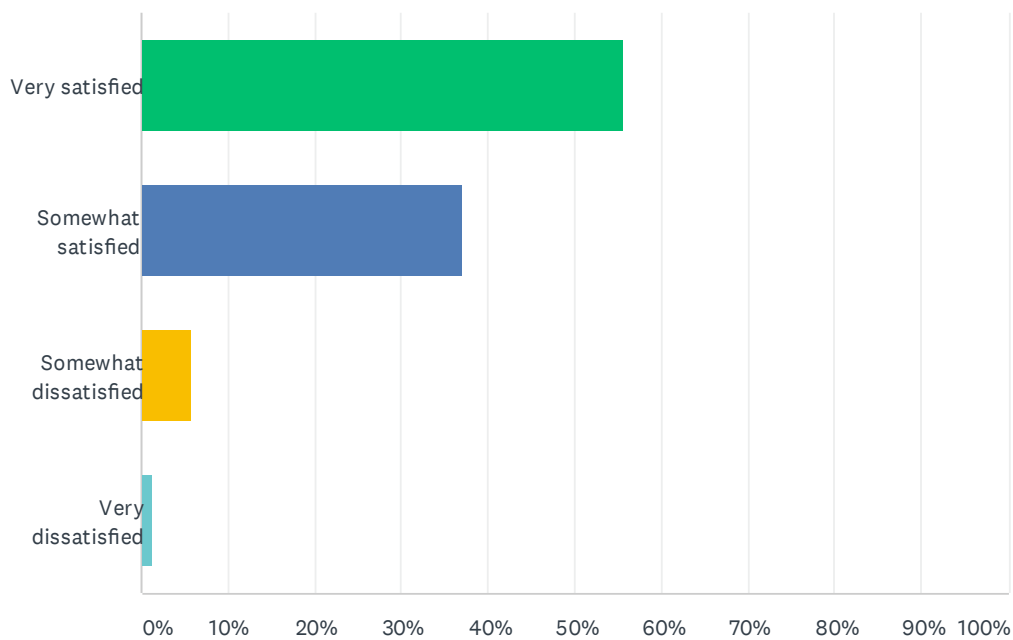
Answered: 239 Skipped: 0



ANSWER CHOICES	RESPONSES	
Very satisfied	35.56%	85
Somewhat satisfied	38.08%	91
Somewhat dissatisfied	18.41%	44
Very dissatisfied	7.95%	19
TOTAL		239

Q24 How satisfied are you with the Dean's overall performance (leadership, support, etc.)?

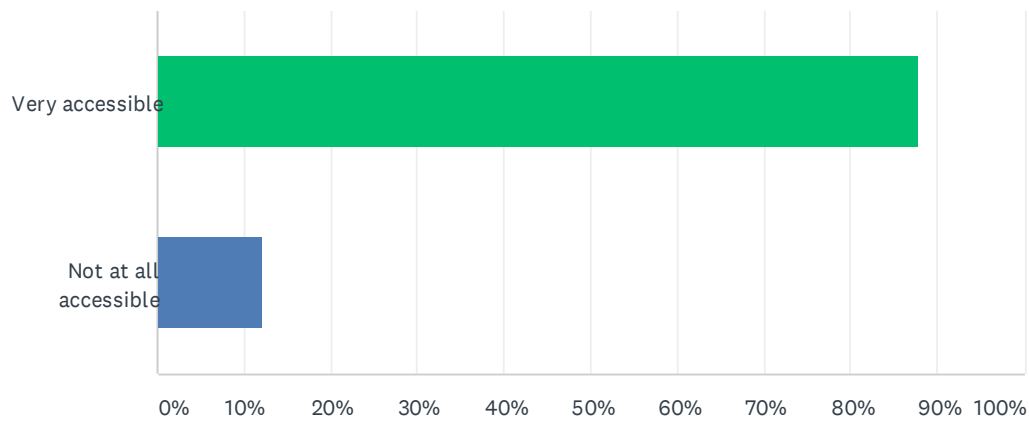
Answered: 235 Skipped: 4



ANSWER CHOICES	RESPONSES	
Very satisfied	55.74%	131
Somewhat satisfied	37.02%	87
Somewhat dissatisfied	5.96%	14
Very dissatisfied	1.28%	3
TOTAL		235

Q25 How accessible and available is the Dean?

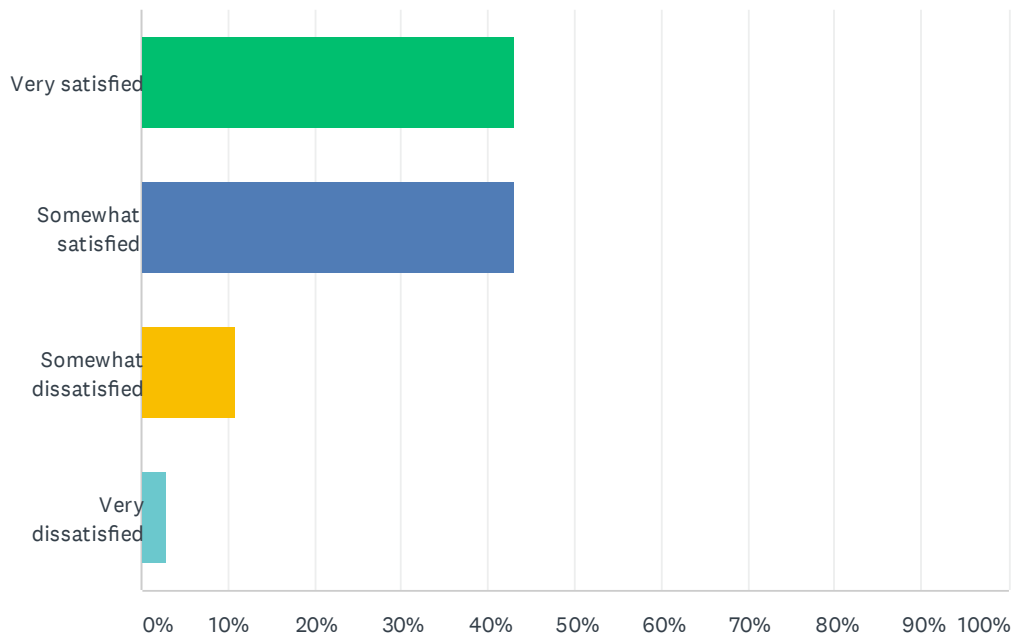
Answered: 232 Skipped: 7



ANSWER CHOICES		RESPONSES	
Very accessible		87.93%	204
Not at all accessible		12.07%	28
TOTAL			232

Q26 Overall how satisfied are you with the Faculty Office (advice, support, timeliness, etc.)?

Answered: 239 Skipped: 0



ANSWER CHOICES	RESPONSES	
Very satisfied	43.10%	103
Somewhat satisfied	43.10%	103
Somewhat dissatisfied	10.88%	26
Very dissatisfied	2.93%	7
TOTAL		239

Q27 Any other comments

Answered: 46 Skipped: 193