


University of Malta Library

Managing "My Library Account" ***Deleting a Hold Request***

*Knowledge,
Support,
Innovation ...*

Deleting a Hold Request (1)

- Deleting a Hold Request can be done online via the Library website: <http://www.um.edu.mt/library> through **My Library Account**.
- Sign in using your UoM IT Account.



My Library Account allows you to view the list of active loans, renew books, reserve loaned items, check whether you have any fines and view your borrowing history.




Sign in to UoM IT Account

Email address or Username

Password

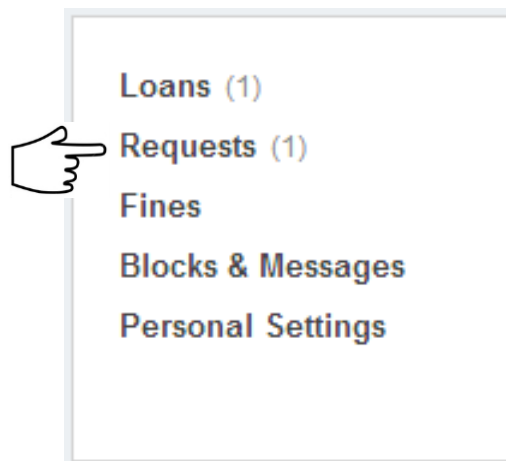
Sign in

 [Problems?](#)

UoM IT Account password is only requested at <https://accounts.um.edu.mt/>
Make sure to sign out (top right) when done.

Deleting a Hold Request (2)


- Click **My Library Account** on the header of HyDi interface, at the top right-hand side of screen.
- Click **Requests** at the left hand side click.



Deleting a Hold Request (3)

- The list of requested items & details will be displayed.
- Click **Cancel** to delete the hold request on a particular item.


List of Requests							
#	Type	Title	Author	Status	Pickup Location	Location	Actions
01	Hold	Introduction to academic writing /	Oshima, Alice.	Waiting in position 1 in queue; current due date 13/05/14	Main Library	Main Library	Cancel



- Click **OK** to confirm the Cancel Request.

Cancel Request

Are you sure you want to cancel the request?



Deleting a Hold Request (4)

- The request is successfully deleted.

List of Requests

Hold : Introduction to academic writing /

Action Succeeded

#	Type	Title	Author	Status	Pickup Location	Location	Actions
---	------	-------	--------	--------	-----------------	----------	---------

For further information you are welcome to
contact the Circulation Desk by phone on
2340 2049 or via e-mail on
circulation.lib@um.edu.mt