

Computation and Visualisation of Phase Portraits for Model Checking SPDIs

Gordon Pace¹ and Gerardo Schneider²

¹ Dept. of Computer Science and AI, University of Malta, Msida, Malta.

² Dept. of Informatics, University of Oslo — PO Box 1080 Blindern, N-0316 Oslo, Norway.

`gordon.pace@um.edu.mt`

`gerardo@ifi.uio.no`

1 Introduction and Background

Hybrid systems combining discrete and continuous dynamics arise as mathematical models of various artificial and natural systems, and as an approximation to complex continuous systems. Reachability analysis has been the principal research question in the verification of hybrid systems, even though it is a well-known result that most non-trivial subclasses of hybrid systems reachability and most verification problems are undecidable [1]. Nonetheless, various decidable subclasses have been identified, including polygonal hybrid systems (SPDIs) [2].

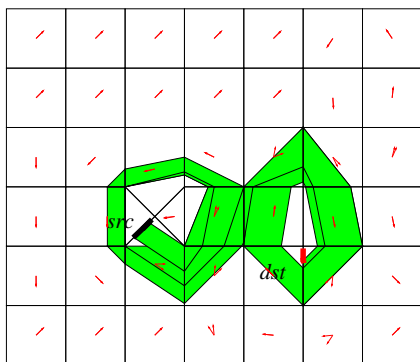


Fig. 1. Reachability on SPDI.

Qualitative analysis of hybrid systems is an alternative but rather neglected research direction [3, 4, 5, 6]. Typical qualitative questions include: “Are there ‘sink’ regions which one can never leave once they have been entered?”; “Which are the basins of attraction of such regions?”; “Are there regions in which every point in the region is reachable from any other point in the same region without leaving it?”. Answering such questions usually implies giving a collection of objects characterising such sets, which provide useful information about the qualitative behaviour of the hybrid system. We call the set of all such objects the *phase portrait* of the system.

Defining and constructing phase portraits of hybrid systems has been directly addressed for SPDIs in [7, 8]. In this paper we present a tool implementing the generation of phase portraits for SPDIs following the latter papers, and we show how these can be used to optimise the reachability analysis, in some cases even giving an immediate answer, as exposed in [9].

An *SPDI* (Fig. 1) consists of a finite partition \mathbb{P} of the plane (into convex polygonal areas), such that, each $P \in \mathbb{P}$ is associated to a pair of vectors \mathbf{a}_P

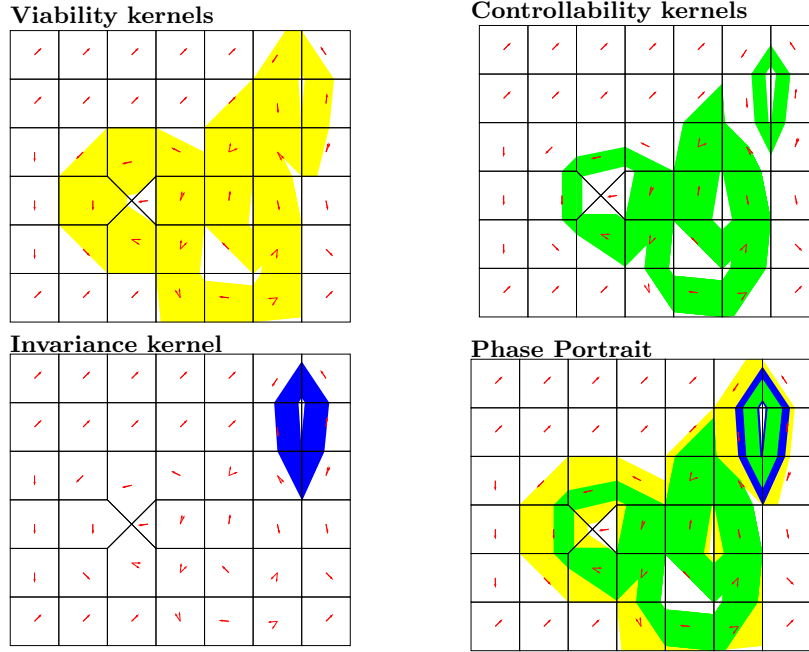


Fig. 2. Example generated by SPeeDI⁺

and \mathbf{b}_P (shown as arrows in the polygons in the figure). The SPDI behaviour is defined by the differential inclusion $\dot{\mathbf{x}} \in \angle_{\mathbf{a}_P}^{\mathbf{b}_P}$ for $\mathbf{x} \in P$, where $\angle_{\mathbf{a}}^{\mathbf{b}}$ denotes the angle on the plane between the vectors \mathbf{a} and \mathbf{b} . In [10] it has been proved that edge-to-edge and polygon-to-polygon reachability is decidable by exploiting the topological properties of the plane. The information gathered for computing reachability turns out to be useful for computing certain phase portrait objects of SPDIs. Given a cycle on a SPDI, we can speak about a number of kernels pertaining to that cycle [7, 8]. The *viability* kernel is the largest set of points in the cycle which may loop forever within the cycle. The *controllability* kernel is the largest set of strongly connected points in the cycle. An *invariant set* is a set of points such that each point must keep rotating within the set forever. The *invariance kernel* is the largest of such set.

Kernels are not only interesting as a mathematical curiosity but are crucial in model checking. The invariance kernel, for instance, has been used to prove termination in a breadth-first search algorithm for model checking SPDIs [11]. It is also of interest since it is much cheaper than reachability analysis, and one can use the kernels to abstract and reduce the size of SPDIs [9].

2 SPeeDI⁺

The tool-set SPeeDI [12] is a collection of utilities to manipulate and reason mechanically about SPDIs, implemented in Haskell including:

Visualisation aids: Graphical representations of SPDI, including simulation of trajectories and signatures within it.

Information gathering: SPeeDI calculates edge-to-edge successor function composition and enlist signatures going from one edge to another.

Reachability analysis: SPeeDI allows the user to verify a system by checking reachability between restricted edges. It also enables the use of signatures (abstract paths through an SPDI), to enable exploration of feasible paths in an SPDI.

Trace generation: Whenever reachability analysis succeeds, SPeeDI generates an abstract signature as a witness. Since a signature embodies a collection of concrete paths through the SPDI, SPeeDI also provides tools to generate concrete paths from abstract signatures.

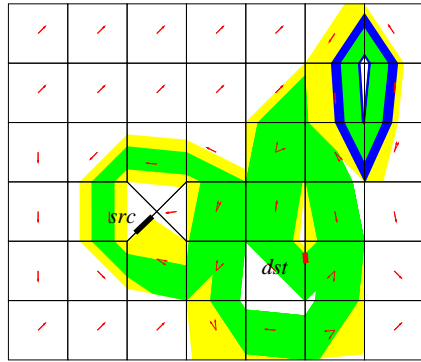


Fig. 3. Immediate answer using the kernels.

and the bottom left show the unique invariance kernel. Note that some loops do not have a controllability kernel. The bottom right figure shows the complete phase portrait — all the kernels of the SPDI. The execution time for obtaining all the kernels in this example is instantaneous.

3 Applications and Discussion

SPeeDI⁺ implements the algorithms published in [7, 8] based on the analysis of qualitative behaviours generated by a discrete dynamical system characterised by positive affine Poincaré maps. Currently there are no other tools specifically for SPDI analysis. Tools for generic hybrid systems, such as HyTech, are more generic, but are subsequently only semi-algorithms and less efficient than SPeeDI⁺. See [12] for a direct comparison.

We use the kernels computed with SPeeDI⁺ for optimising the reachability analysis, in some cases giving an immediate answer without exploring the state space.

Despite the fact that functional languages, especially lazy ones, have a rather bad reputation regarding performance, the performance we obtained was more than adequate for our examples.

In this paper we present SPeeDI⁺, which extends our earlier tool SPeeDI, enabling the computation and analysis of three important phase portrait objects of an SPDI, namely viability, controllability and invariance kernels. Fig. 2 shows all the kernels for the SPDI depicted in Fig. 1. The top left figure shows the union of the viability kernels of ten (overlapping) loops present in the given SPDI. Similarly, the top right figure depicts the controllability kernels

For example, the reachability question answered by the path given in Fig. 1 (and generated using the reachability analysis in SPeeDI) can be answered immediately just by observing the phase portrait picture (and without performing the reachability analysis). Using a standard property of viability kernels, we know that there is a trajectory starting in the initial interval which will reach a point in the controllability kernel of the same cycle. Furthermore, by definition of the controllability kernel, the final interval (on another controllability kernel which intersects the first) is then reachable from the initial point.

As already noted, we can also use the kernels to abstract and reduce the state-space of a given SPDI. For example, when verifying reachability between two edges both lying within an invariance kernel, we can reduce the SPDI by discarding all regions outside the kernel, since by definition of the invariance kernel they can play no role in the reachability analysis, as it is not possible to leave the kernel. The theoretical results concerning state-space reduction and optimisation using kernels (and semi-separatrices) have been presented in [9].

References

- [1] Henzinger, T., Kopke, P., Puri, A., Varaiya, P.: What's decidable about hybrid automata? In: STOC'95, ACM Press (1995) 373–382
- [2] Asarin, E., Schneider, G., Yovine, S.: On the decidability of the reachability problem for planar differential inclusions. In: HSCC'01. Volume 2034 of LNCS. (2001) 89–104
- [3] Aubin, J.P., Lygeros, J., Quincampoix, M., Sastry, S., Seube, N.: Viability and invariance kernels of impulse differential inclusions. In: Conference on Decision and Control. Volume 40 of IEEE. (2001) 340–345
- [4] Aubin, J.P.: The substratum of impulse and hybrid control systems. In: HSCC'01. Volume 2034 of LNCS. (2001) 105–118
- [5] Deshpande, A., Varaiya, P.: Viable control of hybrid systems. In: Hybrid Systems II. Number 999 in LNCS (1995) 128–147
- [6] Kourjanski, M., Varaiya, P.: Stability of hybrid systems. In: Hybrid Systems III. Number 1066 in LNCS (1995) 413–423
- [7] Asarin, E., Schneider, G., Yovine, S.: Towards computing phase portraits of polygonal differential inclusions. In: HSCC'02. Number 2289 (2002)
- [8] Schneider, G.: Computing invariance kernels of polygonal hybrid systems. *Nordic Journal of Computing* **11** (2004) 194–210
- [9] Pace, G., Schneider, G.: Static analysis for state-space reduction of polygonal hybrid systems. In: FORMATS'06. Volume 4202 of LNCS. (2006) 306–321
- [10] Asarin, E., Schneider, G., Yovine, S.: On the decidability of the reachability problem for planar differential inclusions. In: HSCC'01. Volume 2034 of LNCS. (2001)
- [11] Pace, G., Schneider, G.: Model checking polygonal differential inclusions using invariance kernels. In: VMCAI'04. Volume 2937 of LNCS. (2003) 110–121
- [12] Asarin, E., Pace, G., Schneider, G., Yovine, S.: SPeeDI: a verification tool for polygonal hybrid systems. In: CAV'02. Volume 2404 of LNCS. (2002) 354–358

A Further Information

Oral Presentation

Since SPeeDI⁺ is a command line tool we will not provide snapshots. The oral presentation will be conducted with the use of slides explaining the algorithm, and showing examples of outputs of the tool. All the figures presented in this paper, and most of those in the related papers on SPDIs, have been automatically generated using our tool.

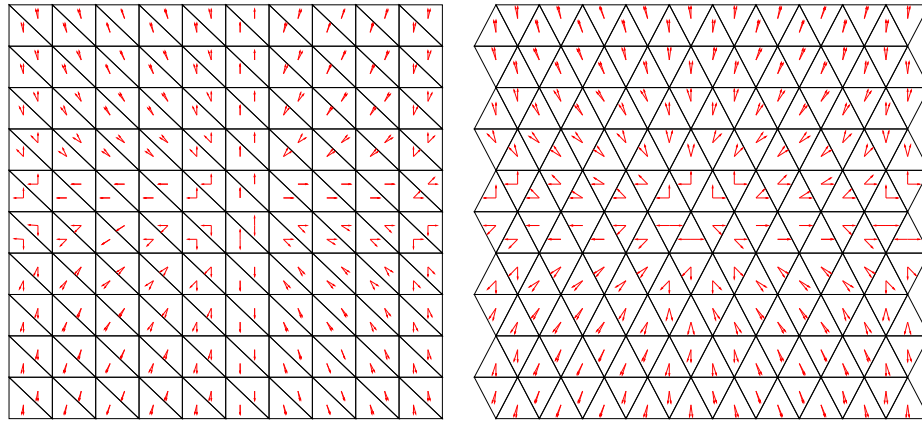
The presenter will be willing to give demos to interested persons after the presentation.

About the Tool

The tool is available from the SPeeDI⁺ homepage at <http://www.cs.um.edu.mt/speedi/>.

The main application domain of the tool (and SPDIs in general) is in mathematics. Indeed, SPDIs may be used to approximate planar non-linear differential equations.

Though we have not yet used the tool as a decidability tool on real complex examples, we have looked into its use as an approximation reachability analysis for non-linear differential equations, as in the examples shown in the figures below (SPDIs and figures also automatically generated by the SPeeDI⁺ toolkit):



In our more recent work, we have relaxed some SPDI constraints to reason about such approximations in a more precise manner, techniques which we plan to add to the toolkit.