CENTRAL OFFICE OF STATISTICS — MALTA

# EDUCATIONAL STATISTICS

## 1967-68

Price 3/6

Obtainable from the Department of Information, Valletta.

CENTRAL OFFICE OF STATISTICS — MALTA

# EDUCATIONAL STATISTICS

## 1967-68

Printed at the Central Office of Statistics

1970

# C O N T E N T S


Page

COMMENTARY:

Part 1. Organisation of education ... iii
Part 2. Government primary schools ... iv
Part 3. Government grammar schools ... xi
Part 4. Technical schools ... xiii
Part 5. Admission examination ... xv
Part 6. Private schools ... xvi
Part 7. Higher education ... xviii
Part 8. Other forms of education ... xx
Part 9. Educational finance ... xxi

GOVERNMENT PRIMARY SCHOOLS

SCHOOLS:

Table 1. Government infant and primary schools classified by type of school: 1966/67 - 1967/68 2
Table 2. Teaching staff, classes and school population by locality and type: 30th June, 1968... 3
Table 3. Number of schools classified by type of school and range of pupils: 30th June, 1968... 6

PUPILS:

Table 4. Pupils classified by locality of school, age and sex: 30th June, 1968... 7
Table 5. Summary table of pupils by age and sex: 30th June, 1968... 12
Table 6. Number of pupils classified by type of school, age and sex: 30th June, 1968 ... 13
Table 7. Pupils under and over 10 years of age by type of school and sex: 30th June, 1968 ... 15
Table 8. Number of pupils classified by class, sex and age: 30th June, 1968 ... 15
Table 9. Pupils classified by locality of school, class, sex and foreign languages taken in addition to English 1967/68 ... 17
Table 10. Summary table of pupils in infant and primary sections: 30th June, 1968 ... 20
Table 11. Mean age of pupils by class and sex: 1966/67 - 1967/68 ... 20

CLASSES:

Table 12. Number of boys', girls' and mixed classes: 30th June, 1968 ... 21
Table 13. Number of classes and number of pupils classified by range of pupils in school and class: 30th June, 1968 ... 22

NEW PUPILS:

Table 14. New pupils admitted into government primary schools: 1967/68 ... 24

SCHOOL-LEAVERS:

Table 15. Pupils that left school classified by sex, month and cause of leaving: 1967/68 ... 26
Table 16. Pupils that left school classified by age, sex and cause of leaving: 1967/68 ... 27

REPEATERS:

Table 17. Pupils classified by locality of school, class, sex and whether promoted, repeaters or new: 1967/68 ... 28
Table 18. Number and percentage of repeaters by locality groups in Malta and Gozo: 30th June, 1968 39
Table 19. Repeaters classified by age, sex and class: 1967/68 ... 40
Table 20. Summary table of repeaters in infant and primary sections: 1967/68 ... 41

ABSENCES:

Table 21. Absence of pupils: 1967/68 ... 41

SCHOOL HEALTH SERVICE:

Table 22. Number and percentage of pupils taking milk, cod liver oil and tablets, classified by sex: 1967/68 ... 42

GOVERNMENT PRIMARY SCHOOLS (CONTD.)

Page

TEACHING STAFF:

Table 23. Teaching staff classified by age, sex and status: 1967/68 ... ... ... ... 43
Table 24. Teaching staff classified by type of school, sex and status: 1967/68 ... ... 44

PREMISES:

Table 25. Summary of items connected with premises: 1966/67 - 1967/68... ... ... ... 45
Table 26. Number of schools, premises, rooms, classrooms, etc.: 1967/68 ... ... ... 46
Table 27. Government infant and primary schools classified by type of school and number of premises: 1967/68 ... ... ... ... ... ... ... ... ... 47

GOVERNMENT GRAMMAR SCHOOLS

SUMMARY:

Table 28. Summary table of classes, students and teachers in each school: 1967/68 ... ... 48

STUDENTS:

Table 29. Number and percentage of students by age and sex: 30th June, 1968 ... ... ... 48
Table 30. Number and percentage of students classified by class and sex: 30th June, 1968 ... 49
Table 31. Students classified by class, sex and age: 30th June, 1968 ... ... ... ... 49
Table 32. Mean age of students by class and sex: 1967/68 ... ... ... ... ... 50

PROMOTED STUDENTS:

Table 33. Promoted students classified by class, age and sex: 1967/68 ... ... ... 50

REPEATERS:

Table 34. Repeaters classified by class, age and sex: 1967/68 ... ... ... ... ... 51

NEW STUDENTS:

Table 35. Summary table of new students classified by age, sex and details of admission: 1967/68 51
Table 36. New students classified by age, sex and class to which admitted: 1967/68 ... ... 52
Table 37. Number and percentage of promoted students, new students and repeaters by class: 1968 52

SCHOOL-LEAVERS:

Table 38. Students that left school classified by sex, cause and month of leaving: 1967/68... 53
Table 39. Students that left school classified by age, sex and cause of leaving: 1967/68 ... 54

CLASSES:

Table 40. Number of classes and number of students classified by range of students in school and class: 30th June, 1968 ... ... ... ... ... ... ... ... 55

TEACHING STAFF:

Table 41. Number of teachers classified by status and sex: 1967/68 ... ... ... ... 58

PREMISES:

Table 42. Number of schools, premises, rooms, classrooms, etc.: 1967/68 ... ... ... 58

Page

## GOVERNMENT TECHNICAL SCHOOLS


SUMMARY:

Table 43. Summary table of students and teaching staff classified by school: 30th June, 1968 ... 59

STUDENTS:

Table 44. Number and percentage of students by age and sex: 30th June, 1968 ... ... ... ... 59
Table 45. Number and percentage of students at each age: 30th June, 1968 ... ... ... ... ... 60
Table 46. Number and percentage of students by class: 30th June, 1968 ... ... ... ... ... 61
Table 47. Students in technical schools classified by course: 30th June, 1968 ... ... ... ... 62
Table 48. Mean age of students by school and class: 1967/68 ... ... ... ... ... ... ... 62
Table 49. Students classified by type of school, class and age, 30th June, 1968 ... ... ... 63

PROMOTED STUDENTS:

Table 50. Promoted students classified by school, class and age: 1967/68 ... ... ... ... ... 64

REPEATERS:

Table 51. Repeaters classified by school, class and age: 1967/68 ... ... ... ... ... ... 65

NEW STUDENTS:

Table 52. New students admitted to technical schools classified by school, age and class: 1967/68 66
Table 53. Number and percentage of new students, promoted students and repeaters by school and class: 1967/68... ... ... ... ... ... ... ... ... ... ... ... ... 67

SCHOOL - LEAVERS

Table 54. Students that left school classified by cause and month of leaving: 1967/68 ... ... 69
Table 55. Students that left school classified by age and cause of leaving: 1967/68 ... ... ... 69

CLASSES:

Table 56. Number of classes and number of students classified by range of students in school and class: 30th June, 1968 ... ... ... ... ... ... ... ... ... ... ... 70

TEACHING STAFF:

Table 57. Teaching staff classified by school, status and sex: 1967/68 ... ... ... ... ... 71

PREMISES:

Table 58. Number of schools, premises, rooms, classrooms, etc. 1967/68 ... ... ... ... ... 71


## ADMISSION EXAMINATIONS


Table 59. Candidates for admission to government lyceum, grammar and secondary technical schools classified by age, sex and whether passed or failed: 1968 ... ... ... ... ... 72
Table 60. Candidates for admission to government lyceum, grammar and secondary technical schools classified by sex and whether passed or failed, by school attended: 1968 ... ... ... 73
Table 61. Candidates for admission to government lyceum, grammar and secondary technical schools classified by sex and marks obtained in english and arithmetic: 1968 ... ... ... 74
Table 62. Candidates for admission to government technical schools classified by school attended: 1968 75
Table 63. Candidates for admission to government technical schools classified by age and whether passed or failed: 1968 ... ... ... ... ... ... ... ... ... ... ... 75
Table 64. Candidates for admission to government technical schools classified by marks obtained in english and arithmetic: 1968 ... ... ... ... ... ... ... ... ... ... 76

Page

## PRIVATE SCHOOLS


SUMMARY

Table 65. Summary table of pupils and teachers classified by type of school and sex: 30th June, 1968 77

PUPILS:

Table 66. Number of boarders, day boarders and day pupils classified by class: 1967/68 .... .... 78
Table 67. Number and percentage of pupils at each age, classified by sex: 30th June, 1968 .... 79
Table 68. Number and percentage of pupils classified by class and sex: 30th June, 1968 ... ... 79
Table 69. Pupils classified by class, age and sex: 30th June, 1968 ... ... ... ... ... 80
Table 70. Pupils classified by locality, type of school and sex: 30th June, 1968 ... ... ... 82
Table 71. Mean age of pupils by class and sex: 1967/68 ... ... ... ... ... ... ... 84

PROMOTED PUPILS:

Table 72. Promoted pupils classified by class, age and sex: 1967/68 ... ... ... ... ... 85

REPEATERS:

Table 73. Repeaters classified by class, age and sex: 1967/68 ... ... ... ... ... ... 86

NEW PUPILS:

Table 74. New pupils classified by age, sex and details of admission: 1967/68 ... ... ... 87
Table 75. New pupils classified by age, sex and class: 1967/68 ... ... ... ... ... ... 88
Table 76. Number and percentage of new pupils, promoted pupils and repeaters classified by class and sex: 30th June, 1968 ... ... ... ... ... ... ... ... ... ... 89

SCHOOL-LEAVERS:

Table 77. Pupils that left school classified by sex, cause and month of leaving: 1967/68 ... 90
Table 78. Pupils that left school classified by sex, age and cause of leaving: 1967/68 ... ... 91

CLASSES:

Table 79. Number of classes and number of pupils classified by range of pupils in school and class: 30th June, 1968 ... ... ... ... ... ... ... ... ... ... 92

TEACHING STAFF:

Table 80. Number of teachers classified by type of school, status and sex: 1967/68 ... ... 99

PREMISES:

Table 81. Number of schools, premises, rooms, classrooms, etc: 1967/68 ... ... ... ... 100


## GOVERNMENT INDUSTRIAL TRAINING CENTRES


Table 82. Teachers, trainees and number of courses: 1967/68 ... ... ... ... ... ... 101
Table 83. Number of trainees enrolled and designation and duration of course: 1967/68 ... ... 101
Table 84. Trainees by age and designation of course: 1967/68 ... ... ... ... ... ... 102
Table 85. Trainees by pre-admission qualifications: 1967/68 ... ... ... ... ... ... 102
Table 86. Trainees who left centres classified by age and cause of leaving: 1967/68 ... ... 103
Table 87. Weekly allowances to trainees classified by designation of course: 1967/68 ... ... 103

Page

## EVENING CLASSES


Table 88. Teachers and students in evening classes classified by school and sex: 1967/68 ... 104

Table 89. Students in evening classes classified by school subject taught and length of course: 1967/68 ... ... ... ... ... ... ... ... ... ... ... ... 105


## SCHOOLS FOR THE PHYSICALLY-HANDICAPPED


Table 90. Physically-handicapped persons receiving full-time education analysed by type of infirmity, sex and age: 1967/68 ... ... ... ... ... ... ... ... 109

Table 91. Number of premises and teachers classified by school: 1967/68... ... ... ... 109


## UNIVERSITY


Table 92. Number of students and courses classified by sex on 1st October, 1959 - 1967 ... 110

Table 93. Number of regular students classified by faculty and sex on 1st October: 1959 - 1967 111

Table 94. Admission of regular students during the academic years 1965/66 - 1967/68... ... 112

Table 95. Student numbers on 1st October 1959 - 1967, classification by faculties ... ... 113

Table 96. Age classification of freshmen admitted during the academic years 1965/66, 1966/67, 1967/68 ... ... ... ... ... ... ... ... ... ... ... ... 115

Table 97. Degrees conferred: 1959/60 - 1967/68 ... ... ... ... ... ... ... ... 115

Table 98. Percentage proportion of women students to total students on 1st October, 1959 - 1967 116

Table 99. Number of regular students and casualties during the academic years: 1959/60-1966/67 117

Table 100. Summary table showing classification of teaching staff, by faculties: 1959/60 - 1967/68 119

Table 101. Members of the teaching staff classified by status: 1959/60 - 1967/68 ... ... 120

Table 102. Exemption from payment of fees and estimated cost: 1959/60 - 1967/68 ... ... 120

Table 103. Statement of revenue and expenditure for the academic years: 1959/60 - 1967/68 ... 121

Table 104. Balance in hand on 1st October 1959 - 1967 and revenue and expenditure for the academic years 1959/60 - 1967/68 ... ... ... ... ... ... ... ... 121


## TRAINING COLLEGES


Table 105. Number of students attending training colleges for teachers: 1962/63 - 1967/68... 122


## EDUCATIONAL FINANCE


Table 106. Revenue and expenditure of private schools 1966/67 - 1967/68... ... ... ... 123

Table 107. Annual cost per pupil in government schools 1963/64 - 1967/68 ... ... ... 124

Table 108. Government expenditure on education 1963/64 - 1967/68 ... ... ... ... ... 125

# EXPLANATORY NOTES

SCHOOL YEAR:

That of the Government Primary Schools covers the ten months from September 15 to the following July 15; that of Grammar, Secondary/Technical and Technical Schools starts two weeks later and ends on or about July 15. For brevity's sake, the school year in this report is indicated by the year in which it ends, e.g.,the school year 1968 refers to the school year extending from September/October 1967 to July, 1968.

ENROLMENT:

This is a count of all pupils whose names appear in a school register on June 30th of the school year. The count is net of the pupils who have died, withdrawn or transferred to another register during the same school year. In the case of the university and polytechnic the count relates to the start of the academic year in October.

SCHOOL:

A school (educational institution) is a group of pupils (students) of one or more grades organized to receive instruction of a given type and level under one teacher, or under more than one teacher and with an immediate head. More than one school may be housed in one school plant, e.g., at Msida and Hamrun. The school may be either public or private. A public or Government school is administered by the Department of Education; a private school is operated by a proprietor or voluntary body.

GRADE:

This is a 'stage' or 'standard' of instruction usually covered in the course of a school year. It is a unit in the vertical organization of a school.

CLASS:

A class is a group of pupils (students) who are usually instructed together during a school year by a teacher or by several teachers. It is a unit in the horizontal organization of a school.

PUPIL:

A pupil (student) is a person enrolled in a school for systematic instruction at any level of education.

TEACHER:

A teacher is a person directly engaged in instructing a group of pupils (students). Most teachers are on a full-time basis, but there are also teachers at the second level, known as visiting teachers, who are part-timers. Personnel who have no regular teaching functions, such as headteachers, principals and school assistants, do not count as teachers.

COMPULSORY EDUCATION:

The Compulsory Education Act was introduced in 1946. It provides for the compulsory full-time schooling of children from the age of 6 to 14 years.

# ORGANIZATION OF THE SCHOOL SYSTEM IN MALTA

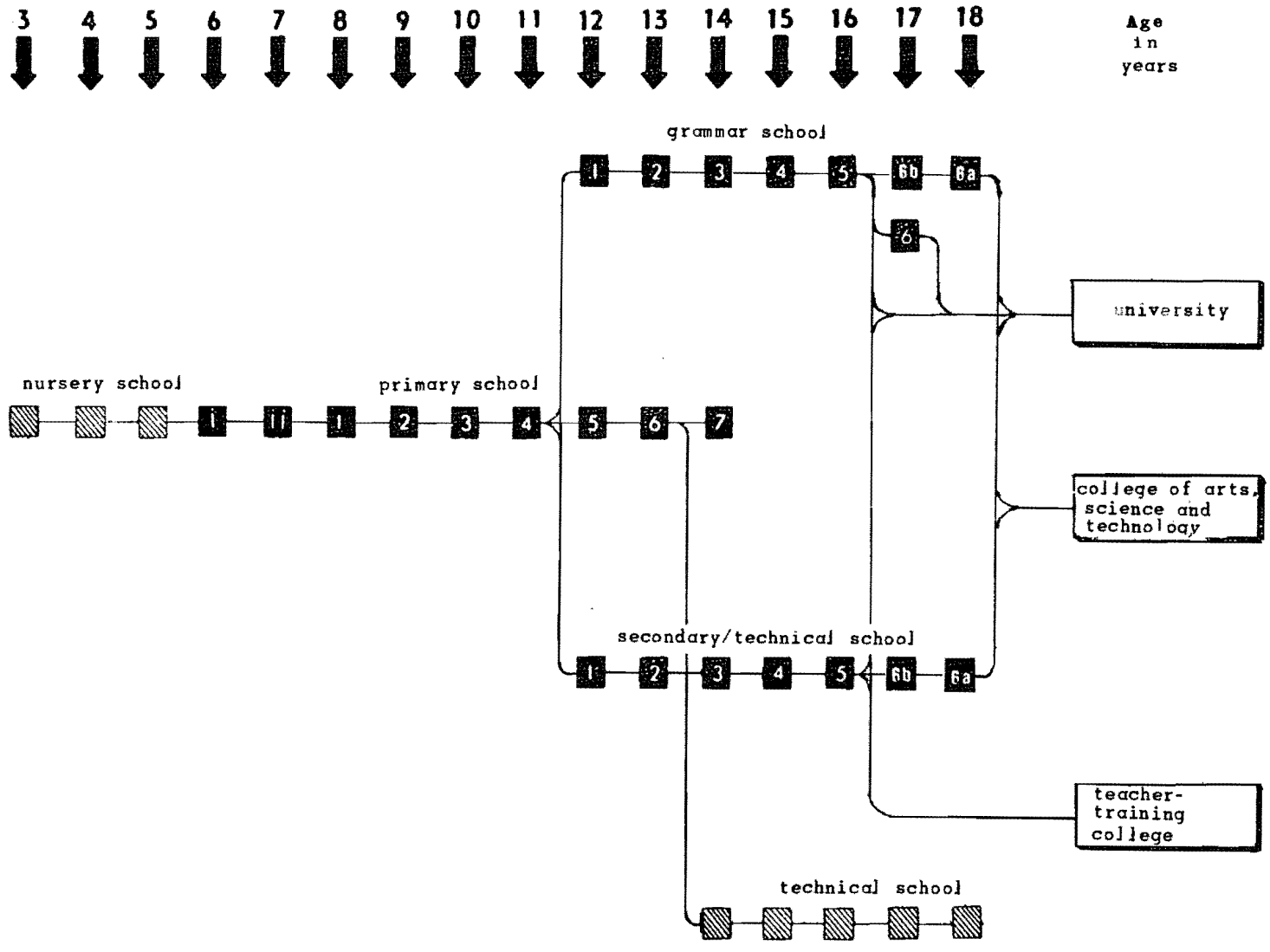

# COMMENTARY

## PART 1 - ORGANIZATION OF EDUCATION

Educational facilities in the Maltese Islands range from nursery classes right up to the postgraduate University level. In a small country it is not always possible to provide for all the specialities required by modern society so that, where facilities are lacking, arrangements are made, at the second level (vocational) and third level, for students to complete their studies abroad.

Education at the first level is compulsory and parents are bound by law to send their children, aged between six and thirteen years, to school, unless specially exempted. Some parents prefer to start their children's schooling at an earlier age than 6 years and there are a number of private schools catering for this need and providing pre-first level education. Age apart, primary education is provided both by Government and by private institutions, mainly belonging to religious communities.

The same can be said for second level (general) education but not for second level (vocational) education, which is only available in state schools. Entry into secondary level (general) schools, both government and private, is by written examination, designed to test the candidate's knowledge of English and Arithmetic and his or her general intelligence. Children who do not sit these examinations or fail to qualify are usually allowed to stay on in primary school up to the seventh grade.

Technical education is of two types. A general secondary education with a bias towards technical subjects is included in second level (general) education and provided in secondary technical schools; a more specific and practical form of education oriented towards a particular trade comprises second level (vocational) education mostly provided in technical schools. Short intensive courses are also provided at the Industrial Training Centre which caters for ex-servicemen and other employees of the British Armed Forces who are faced with discharge due to redundancy. The Polytechnic offers a large selection of courses ranging from elementary trade courses to preparation for engineering degrees and diplomas.

At both first and second level education is free in Government schools, which also lend their pupils text books free of charge. Private schools at the second level receive from the Government a certain amount of indirect subsidy.

Most students in second level (general) schools leave after five years, when many of them obtain the Oxford or London General Certificate of Education in the subjects they have studied. Those who do not obtain employ-

ment may seek admission to the Sixth Form, a two year course available in both Government and some private schools, leading to an Advanced General Certificate of Education in two or three subjects. The Junior College of the Royal University of Malta runs courses very similar to the Sixth Form, but intended mainly to equip students with the minimum entry requirements into particular faculties of that University.

To qualify for the third level of education, represented by the Teacher Training Colleges, the Polytechnic and the University students must satisfy minimum age requirements and must have passed in appropriate subjects at both Ordinary and Advanced Levels of the General Certificate of Education.

## PART 2 - GOVERNMENT PRIMARY SCHOOLS

### Enrolment:

At the end of the school-year, there were 43,028 pupils in Government Primary Schools. These consisted of 22,076 boys and 20,952 girls. Compared with the previous year, there was a reduction of 438 in the number of boys and of 421 in that of girls. The total figure was down by 2 per cent on the previous year's figure which, in turn, was 0.5 per cent below the 1966 figure. The fall in school enrolment is likely to continue, considering the gradual reduction in the birth-rate throughout the 'sixties.

In 1968, the total number of children receiving a primary education was 52,585, so that the Government schools accounted for 81.8 per cent of the total, as compared with 82.1 per cent a year before. The reason for the fall in the Government's share was that there was a negligible reduction in the private school population compared to the decline in Government schools.

As a rule, the Government Primary Schools do not admit children who would still be under five years of age at the end of the first school term. Thus, on the 30th June, 1968, there were only 90 boys and 68 girls, aged 5 years, making up 0.4 and 0.3 per cent of the respective totals, attending Government Primary Schools. These were mainly exceptions due to transfers from private schools or else admissions into the smaller schools, such as those of Gozo, where considerable surplus accommodation was available.

The percentage distributions by age of boys and girls attending Government Primary Schools, were very similar at the end of the school year. At age 6, boys amounted to 9.6 per cent of all boys and girls to 10 per cent; the proportion of boys increased progressively to 13 per cent at age 10 and that of girls to 13.3 per cent at age 11; at older ages both proportions declined. Only 6.0 per cent of the boys and 4.1 per cent of the girls were aged 14 years and over. The smaller percentage of girls above school-leaving age is a reflection of the fact that girls are under less pressure to continue

with their education in spite of low achievement, as is the case with boys who are faced with increasingly higher educational standards required by prospective employers.

Table 11 gives the mean age of pupils, separately for Malta and Ġozo, by class and sex, for the year under review and the previous year. Except for the two highest classes, the age-distribution in the various grades is determined mainly by the admission age, since repeaters, who tend to raise the average age for the grade by one year, less than 10 per cent of the number of children in any grade and school-leavers, even if tending to be older or younger than average, are balanced by new entrants, at least up to age 10 years, when the transfer to a higher school starts to take place.

In Ġozo, the average ages in practically all grades, both for boys and for girls, tended to be about 0.2 of a year below the corresponding figures for Malta. This is partly due to the fact that the smaller and more widely dispersed schools in Ġozo find it convenient to admit children under the normal age for admission in order to make up complete classes and partly because the more precocious children, who in Malta would go to a private school, have no such choice in Ġozo.

Comparing the school years 1966/67 and 1967/68, there was a small shift, of about 0.1 of a year towards younger ages, for boys and girls, in both Malta and Ġozo, attending certain classes. This may reflect some relaxation in the minimum age requirements for admission, made possible by surplus accommodation, in recent years.

Table A below shows the extent to which the Ġovernment Primary Schools shared in enrolment in all grades of the first level, in each year from 1962 to 1968. Total enrolment in all grades, which stood at 60,426 in 1962 had declined to 52,585 by the end of the 1968 school year. The Ġovernment's share also declined rather sluggishly, from 83.0 per cent of the total in 1962 to 81.9 per cent in 1968, the absolute number of children in Ġovernment Primary Schools having gone down during this period, from 50,130 to 43,028, that is by 14 per cent.

Total enrolment and the share of Ġovernment Primary Schools did not follow a uniform trend in all grades during this period. The Ġovernment Primary Schools are generally more strict about lower minimum age-limits than the private schools, hence their share of enrolment in Stage 1 is fairly low and averaged 54.9 per cent of the total from 1962 to 1968. There was a sharp rise to an average of 83.2 per cent in Stage II followed by a steady increase, in all subsequent higher grades, to reach nearly 100 per cent in Standard VI and VII, which are not available in most private schools.

Table B compares enrolment, at the end of the 1967/68 school year, in Ġovernment Primary Schools with the corresponding census child population

ENROLMENT AT FIRST LEVEL 1961 - 1967
(Showing proportion in Government Schools)

| Grade | | 1962 | 1963 | 1964 | 1965 | 1966 | 1967 | 1968 |
|---|---|---|---|---|---|---|---|---|
| Stage 1 | Total | 9,483 | 10,507 | 9,430 | 9,255 | 8,627 | 8,940 | 7,962 |
| | Government | 4,902 | 5,724 | 5,477 | 4,846 | 4,818 | 5,024 | 4,418 |
| | % | 51.7 | 54.5 | 58.1 | 52.4 | 55.8 | 56.2 | 55.5 |
| Stage 2 | Total | 7,751 | 7,636 | 8,177 | 7,750 | 7,615 | 7,274 | 7,454 |
| | Government | 6,506 | 6,500 | 6,948 | 6,556 | 6,265 | 6,107 | 5,890 |
| | % | 83.9 | 85.1 | 85.0 | 84.6 | 82.3 | 84.0 | 79.0 |
| Std. 1 | Total | 8,341 | 7,725 | 7,825 | 7,966 | 7,806 | 7,120 | 7,201 |
| | Government | 7,242 | 6,706 | 6,605 | 6,853 | 6,493 | 6,110 | 6,165 |
| | % | 85.8 | 86.8 | 84.4 | 86.0 | 83.2 | 85.8 | 85.6 |
| Std. 2 | Total | 8,010 | 8,064 | 7,672 | 7,617 | 7,746 | 7,456 | 7,330 |
| | Government | 7,114 | 7,129 | 6,726 | 6,601 | 6,647 | 6,341 | 6,331 |
| | % | 88.8 | 88.4 | 87.7 | 86.7 | 85.8 | 85.0 | 86.4 |
| Std. 3 | Total | 8,126 | 7,690 | 7,513 | 7,216 | 7,146 | 7,357 | 7,131 |
| | Government | 7,359 | 6,854 | 6,660 | 6,354 | 6,229 | 6,536 | 6,271 |
| | % | 90.6 | 89.1 | 88.6 | 88.1 | 87.2 | 88.8 | 87.9 |
| Std. 4 | Total | 8,197 | 7,747 | 7,021 | 6,838 | 6,529 | 6,551 | 7,070 |
| | Government | 7,220 | 6,786 | 6,319 | 6,084 | 5,770 | 5,754 | 6,219 |
| | % | 88.1 | 87.6 | 90.0 | 89.0 | 88.4 | 87.8 | 88.0 |
| Std. 5 | Total | 6,983 | 6,739 | 6,071 | 5,805 | 5,540 | 5,639 | 5,476 |
| | Government | 6,306 | 6,045 | 5,599 | 5,294 | 5,105 | 4,979 | 4,855 |
| | % | 90.3 | 89.7 | 92.2 | 91.2 | 92.1 | 88.3 | 88.7 |
| Std. 6 | Total | 3,361 | 3,245 | 3,182 | 2,630 | 2,593 | 2,763 | 2,668 |
| | Government | 3,335 | 3,239 | 3,172 | 2,615 | 2,532 | 2,729 | 2,586 |
| | % | 99.2 | 99.8 | 99.7 | 99.4 | 97.6 | 98.8 | 96.9 |
| Std. 7 | Total | 174 | 204 | 301 | 287 | 281 | 356 | 293 |
| | Government | 146 | 204 | 301 | 267 | 229 | 307 | 293 |
| | % | 83.9 | 100.0 | 100.0 | 93.0 | 81.5 | 86.2 | 100 |
| All Grades | Total | 60,426 | 59,557 | 57,192 | 55,364 | 53,883 | 53,456 | 52,585 |
| | Government | 50,130 | 49,187 | 47,807 | 45,470 | 44,088 | 43,887 | 43,028 |
| | % | 83.0 | 82.6 | 83.6 | 82.1 | 81.8 | 82.1 | 81.8 |

in the six regions into which the Maltese Islands were divided for the purposes of the last Population Census held in November 1967.

CHILD POPULATION AGED 6 - 13 YEARS AND GOVERNMENT PRIMARY SCHOOL POPULATION
(Regional Analysis)

| Region | Males | | | Females | | |
|---|---|---|---|---|---|---|
| | Regional Population | School Population | % | Regional Population | School Population | % |
| Inner Harbour | 9,926 | 6,591 | 66.4 | 9,604 | 6,133 | 63.9 |
| Outer Harbour | 7,058 | 4,895 | 69.4 | 6,570 | 4,770 | 72.6 |
| South Eastern | 3,270 | 2,817 | 86.1 | 3,230 | 2,819 | 87.3 |
| Western | 3,029 | 2,486 | 82.1 | 2,931 | 2,384 | 81.3 |
| Northern | 2,073 | 1,725 | 83.2 | 2,041 | 1,713 | 83.9 |
| Gozo | 2,377 | 2,189 | 92.1 | 2,369 | 2,210 | 93.3 |
| TOTAL | 27,733 | 20,703 | 74.7 | 26,745 | 20,029 | 74.9 |

Except for the Inner Harbour and Western Regions the proportion of girls attending Government Primary Schools was somewhat lower than that of boys, the total for girls being 20,029, i.e., 74.9 per cent of 26,745 while for boys, it was 20,703 or 74.7 per cent of 27,733. Too much significance must not, however, be attached to the smaller differences since the two populations are not strictly comparable, there being an interval of little over six months between the population and the school censuses.

The highest proportion attending Government Primary Schools was recorded for Gozo while the lowest occurred in the Inner Harbour Region. Since there are very few private schools outside the Inner and Outer Harbour Regions and the transport system converges mainly on the Harbour Area, it appears that accessibility is an important factor deciding whether a child goes to a private or a Government Primary School.

Schools:

In recent years, the emphasis in Government Primary education planning has shifted from the building of new accommodation to the improvement of existing buildings which, as regards mere space, are more than adequate for the reduced child population.

At the end of the 1968 school year, there were 113 Government Primary Schools. Of these 16 were in Gozo. Compared with the previous year, there was an increase of two schools in Malta proper, due to the splitting up

of two mixed schools catering for boys, girls and infants into four separate schools for boys and girls. In Ġozo, the reverse process took place with the consolidation of one boys' school and one for girls and infants into one mixed school for boys, girls and infants. Since the child population is declining faster in Ġozo than in Malta, this process of merging of small schools in Ġozo and splitting up of larger ones in Malta is bound to continue in order to reconcile the conflicting needs of efficiency and economy in administration.

There is not a very close connection between the number of schools and that of school buildings in the Ġovernment Primary School system. Every village tends to demand and obtain at least one Ġovernment Primary School. At the same time, the larger towns and villages, especially those with more than one parish, expect to have a school in each neighbourhood. While the official policy is to separate boys, girls and infants into different schools, there is pressure from parents to have the schools as near the child's home as possible tending to increase the demand for a larger number of small mixed schools. The problem is usually solved by having more than one school occupying different parts of the same premises or else by housing a school in more than one premises.

Table 27 shows the distribution of schools in the 125 premises in use at the end of the year. During 1968, there were no schools housed in more than two premises. There were 12 schools housed in two separate buildings, mainly because of the need to reduce travelling time for infants, who are usually taken to and fetched from school by one of the parents. In Ġozo, all the schools, only four of which did not have classes for infants, occupied single premises. Compared with the previous year, there was a decrease of four in the total number of premises, three of which were privately owned. The tendency is for the number of requisitioned premises, which were not built as schools by their first owners and are therefore inadequate, to decline in each year. Thus, there were only 17 such premises in use by the Ġovernment at the end of the 1968 school year, as compared with 42, only five years before.

Schools vary widely in size from one locality to another. The school with the largest number of pupils, at the end of 1968, was Qormi Boys' School, with 1,124 pupils, followed by Birkirkara Ġirls' School with 939 pupils. The smallest schools were to be found in isolated villages. The mixed schools at Fawwara and Ġhemieri in Malta, had 22 and 69 pupils respectively, while that at Ġhasri in Ġozo, had only 54. About half the total number of schools had from 200 to 399 pupils, with another quarter being in the range of 400 to 599 pupils.

Class-Size and Pupil-Teacher Ratio:

Since each class, in the Ġovernment Primary Schools, is continually

under the charge of the same teacher throughout the year, the terms class-size and pupil-teacher ratio are equivalent.

The average class-size has tended to decline steadily since 1959, as the number of class-rooms and teachers increased while that of pupils declined. Thus, at the end of the 1968 school-year, average class-size in the Government Primary Schools was 21.6, as compared with 21.8 a year before. Since 1957, when the number of class-rooms was increased sharply as part of a general overhaul of the Government school system, the number of classes has gone up by 56, while the number of pupils declined by 11,051, with a resulting decline of 6.5 in the average class size.

Table 13 gives a detailed break-down of the different class sizes prevailing during the year in the Government Primary Schools. Out of a total of 1,992 classes, there were 186 occupied by Stage I. The number of classes increased with grade, up to Standard II, moves sluggishly from Standard III to Standard V and dropped steeply to 169 classes in Standard VI and 23 in Standard VII. The average class-size for Stage I and Stage II was the same, i.e., 23.8. Beyond Stage II the average class-size declined sharply to reach 18.8 in Standard V. The typically small classes, mainly due to a high drop-out rate during the year of Standards VI and VII averaged 15.3 and 12.7 respectively.

## Teachers and School Staff:

The declining child population and the steady output of the Training Colleges have eliminated the shortage of Primary School teachers which, up to a few years ago, necessitated the employment of a considerable number of teachers on a temporary basis.

At the end of the 1968 school-year, the Government employed on a permanent basis 1,097 female and 702 male teachers on the primary schools. Compared with the previous year, there was an increase of 42 in the number of males and a smaller increase, due to resignations on getting married, of only 21 in the number of females on the permanent teaching establishment. The number of temporary teachers declined, from 127 to 78 in the case of males and from 175 to 137 in the case of females, due to appointments to the permanent establishment and resignations during the year. The total teaching staff thus decreased by 24 during the year, the increase of 63 in the number of permanent teachers, being more than off-set by the reduction of 87 in the number of temporary teachers.

There were 53 male and 49 female head-teachers, giving a total of 102, in charge of the 113 schools in use at the end of the 1968 school year. There were also 41 male and 21 female school assistants, giving a total of 62, of whom 12 male and one female were performing the functions of a head-teacher in a small school.

Attendance:

The aims of a compulsory education are frustrated if there is widespread resistance in the form of a large number of absences per pupil throughout the year. Except for two weeks at the beginning of the school-year and six weeks at the end, the Government Primary Schools hold teaching sessions in the afternoon as well as in the morning, so that the total number of sessions throughout the school-year is about 330. Wastage, in the form of serious absenteeism, does not seem to be a serious problem in Malta since the average number of absences per pupil never exceeds ten per cent of the total except for the higher grades, that is Standard VI and VII, which are mostly attended by teenagers who are more interested in securing the first available job than in continuing with their education

About one-third of the total number of pupils absented themselves from school for less than 10 sessions during the year. Approximately, another one-fourth missed from 10 to 19 sessions. Beyond this range, which is mostly accounted for by sickness and unavoidable family commitments, the rate of absenteeism declined sharply, with less than one per cent of the total number of pupils absenting themselves from more than half the total number of sessions held.

The average number of absences per pupil declined from Stage 1 to Stage II, by six sessions in the case of boys and five in the case of girls, as new entrants to the school system acclimatised themselves to the new environment, so different from the one at home. Beyond Stage II, the rate of absenteeism increased steadily with grade, the rate of increase being somewhat higher for girls There was a higher incidence of persistent absenteeism among girls than among boys, perhaps due, especially in rural areas, to less awareness, on the part of parents, of the need for education of girls as well as of boys.

Foreign Language:

Since 1963, pupils in Standard IV and higher grades have been able to take up the study of either the Italian or French language, besides English and Maltese, which are taught in all grades.

Table 9 gives a detailed analysis, by locality of school and by grade, of the number of pupils taking Italian or French as an additional foreign language. The number taking French was very small, amounting to 56 boys and 195 girls in all grades. Those taking Italian numbered 9,467, of whom 4,470 were boys and 4,997 were girls.

Boys studying a foreign language thus numbered 4,526 and accounted for 63 per cent of the total of 7,233 boys in the classes where this subject may be taken. The corresponding figure for girls was higher, that is 5,192

and it accounted for 77 per cent out of a total of 6,720. More girls than boys were interested in learning a foreign language, in all grades except the numerically small Standard VII, and in practically all districts. Availability of teachers in the smaller schools may have played some part, both in the choice of language as well as in the actual number taking it as an additional subject.

## PART 3 - GOVERNMENT GRAMMAR SCHOOLS

Enrolment:

At the end of the 1968 school-year, there were 4,486 students in the Government Grammar Schools. There were 1,471 boys attending the Lyceum, situated at Hamrun, where 1,312 boys were registered and at Victoria, Gozo, with 159 boys. The girls' grammar schools were more widely dispersed with the largest school at Blata-l-Bajda housing 1,604 girls, together with 549 girls at St. Theresa Grammar School in Mdina, 447 at St. Louis Grammar School in Sliema and 396 at St. Mary Grammar School in Victoria, Gozo. There were also 19 girls attending the Sixth Form at the Lyceum in Hamrun. The total number of girls, at 3,015, was slightly more than twice that of boys, mainly because the education of girls has remained rather academic, while boys tend increasingly to opt for a technical education which is more suited to modern employers' needs.

Since the minimum age for admission to the grammar schools is 11 years, there were only 33 boys and 62 girls, that is, 2.3 and 2.1 per cent of the respective totals, who had not yet completed their 12th birthday by the end of the school-year. There is also an upper age-limit, that is 14 years, for admission to the grammar schools, so that only 13 boys and 14 girls, mainly sixth formers, were still attending these schools although they were 19 years of age and over.

The rate of admission to the grammar schools has, in recent years, been limited by the accommodation that is available. Hence, the age-distribution of the total grammar school population is fairly uniform, if allowance is made for the three-year range in admission ages and for a small amount of wastage due to repetition of classes and drop-outs who do not complete the full course. The proportion of students aged 12 years amounted to 10.2%; it increased to 20.4 per cent at age 14 years, then decreased to 10.7 per cent at age 17.

Were it not for the sharp rise in new admissions during the previous year, the distribution by class was even more uniform than that by age, especially in the case of boys. The proportion of boys in the various classes declined from 24.7 per cent in class I to nearly half that figure, that is 12.8 per cent, in class V. The distribution of girls by class was more irre-

gular, with 30.6 per cent in class I and 17.3 per cent in class II rising to 18.8 per cent in class IV and falling again sharply to 12.8 per cent in class V. These variations were mainly due to changes in admission, rather than in the drop-out rate, during previous years.

Table 31 shows the distribution by class and age of all students in the grammar schools. The spread of ages is of about five years in each class so that, for example, one can find students, aged 14 and 15 years of age, in all grades, from class I to class V. Students aged 13 years accounted for 39 per cent of the total in class I and, with the exception of class V, where the modal age accounted for a slightly lower percentage, that is 35 per cent, the same proportion was accounted for by each modal age-group, which increased uniformly from 13 years to 17 years, from class I to class V.

The sixth form arts classes, attached to both boys' and girls' grammar schools, catered both for students promoted from class V of the government grammar schools as well as for students admitted from the private schools. The average age of sixth formers tended to be somewhat below the trend revealed by other classes, as can be seen from table 32. This is due to the fact that most sixth formers are rather bright students who have forged ahead of their classmates. Table 32 also shows that the mean age of girls in most classes was slightly higher than that of boys.

Wastage, due to repetition of classes, was very small. There were only 124 repeaters during the year, that is about 2 students in every 3 classes. There were 46 boys, that is, 3.1 per cent of the total and 78 girls, that is 2.6 per cent, repeating a class during the year.

Class Size and Student/Teacher Ratio:

At the end of the 1968 school-year there were 180 classes in the Government Grammar Schools, that is 13 more than a year before. In spite of the increase in the number of classes, the average class-size went up from 24.6 at the end of 1967 to 24.9 at the end of 1968.

The largest classes were those of class I with an average of 29.9, made up of a range from as much as 34.0 in the smallest schools to 27.5 in schools with 400 to 599 students. The average class-size is related to total enrolment since it is not always possible to expand accommodation and to provide teachers quickly enough to meet additional demand. Thus, the average class-size fell sharply to 25.6 after the first year, and continued to decline rather less rapidly to reach the lowest point of 19.7 in the sixth year.

There were no classes with more than 39 students and only 4 classes with more than 34. There were 24 classes, mainly concentrated in the larger schools, which were rather small, that is with an average of 15.5 students, mainly because there were few students taking a particular choice of subjects,

especially in the higher grades. Classes, ranging from 20 to 29 students, accounted for 2,979 students, that is 66 per cent of the total.

The average class-size is related to the availability of teachers but, since grammar school-teachers tend to be specialists in a very narrow range of subjects, any one class may be taken by a number of teachers so that the number of teachers usually exceeds considerably the number of classes. At the end of the year, there were 159 male and 171 female teachers, that is a total of 330 teachers, employed in the Government Grammar Schools. However, owing to the extreme shortage of suitably qualified persons, only 102 men and 73 women were on the permanent establishment. There were 17 male and 32 female teachers seconded from the primary schools, and the remaining 105 employed on a temporary basis. The number of temporary teachers in the girls' schools, especially the smaller ones, was nearly equal to that of the permanent staff. Female teachers are required to resign from Government service on getting married and very few young women are prepared to make the effort required to qualify for a career which may last only a few years, hence the shortage is most acute in the case of female teachers.

The student-teacher ratio in the boys' grammar schools was 13.6 at the Malta Lyceum and 9.9 at the Gozo Lyceum. The corresponding figures for girls ranged from 15.6 at the Blata-l-Bajda Grammar School to 11.2 at the St. Theresa School at Mdina. Besides resorting to larger classes, the girls' grammar schools also employed 45 male teachers to supplement the small number of female staff which had to cope with a much larger school population.

## PART 4 - TECHNICAL SCHOOLS

Enrolment:

At the end of the 1968 school-year, there were four secondary technical schools, three technical institutes and one apprenticeship school providing a technical education in Malta and Gozo.

The number of students receiving a technical education was 4,526, that is 262 more than at end of the previous year. The largest school was the Secondary Technical school for boys at Paola. It housed 1,419 students. The Secondary Technical School at Naxxar expanded rapidly during the year, as its enrolment went up from 471 to 739. The only secondary technical school for girls also increased its enrolment, from 890 to 928. The secondary technical school at Gozo had 168 students on its register.

The technical institutes are more concerned with imparting proficiency in a particular trade than the secondary technical school, which aim at teaching the rudiments of technology rather than forming complete technicians. The

total number of students in the institutes was 1,053, all boys. The total for the secondary technical schools was 3,254, of whom 2,326 were boys. The technical institute at Gozo had only 62 students. The apprenticeship school at Marsa, with 219 students, had an important function in providing the theoretical background for the on-the-job training of young men intending to make a career in industry.

Table 44 gives the age-distribution of students receiving a regular technical education. The average age of technical students tends to be higher than that of those in the grammar schools. The secondary technical schools hold a common admission examination, with the same regulations regarding age, as the grammar schools, but the technical institutes admit students aged 3 years older on the average. This is also the reason why only 1.7 per cent of the girls lie outside the age-range from 12 to 19 years while the corresponding proportion for boys is 6.5 per cent. Most of the boys and of the girls were aged between 13 and 18 years on the 30th June, 1968, the corresponding proportions of the total being 82.2 per cent and 90.5 per cent, respectively.

Table 46 gives the distribution of students in technical schools, by class. The rapid expansion of technical education in recent years and the relatively short courses at the technical institute and apprenticeship school result in a heavy concentration in the lower classes. Thus, for example, there was, at the end of the 1968 school year no class V at the Secondary Technical School at Naxxar, while the proportion of students in this class in the two adjacent schools at Paola, that is, the Secondary Technical School and the institute, were 15.5 and 5.8 per cent, respectively. Wastage, through repetition of classes and departure of students who do not complete their course, is also much higher in the technical schools than in the grammar schools, tending to deplete the higher classes. Repetition of classes was a serious problem at the Apprenticeship school with an average of 23.3 per cent of students being repeaters, thus showing the difficulty of combining study and work. The Technical Institutes also had a high repetition rate, especially in classes preparing students for external examinations. In the Secondary Technical Schools, boys did not do so well, in annual examinations, as their counterparts in the grammar schools but girls had a comparatively low repetition rate.

Only 297 out of 797, that is 37 per cent, of technical school students who left school during the 1967/68 school year, did so because they had completed their full course of studies. Another 21 students left the technical schools because they intended to emigrate. Students who completed their course were mainly aged 17 and 18 years. Those who did not complete their course covered a much wider age-range but 62 per cent of them were concentrated in the 16 to 18 year age-range.

Fig 1

Male Population by Age and Level of School attended

30th June, 1968.

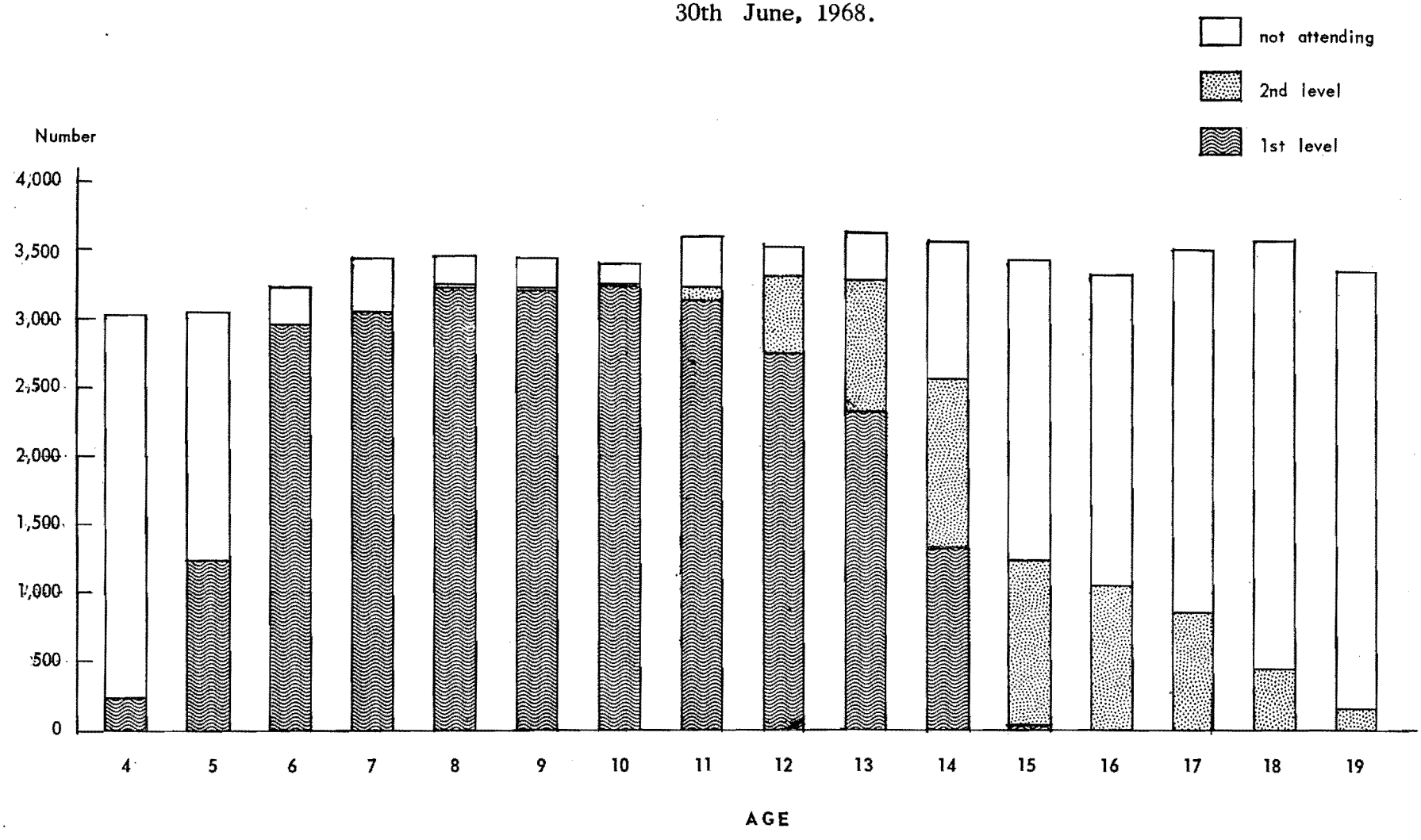

Fig 2

Female Population by Age and Level of School attended

30th June, 1968.

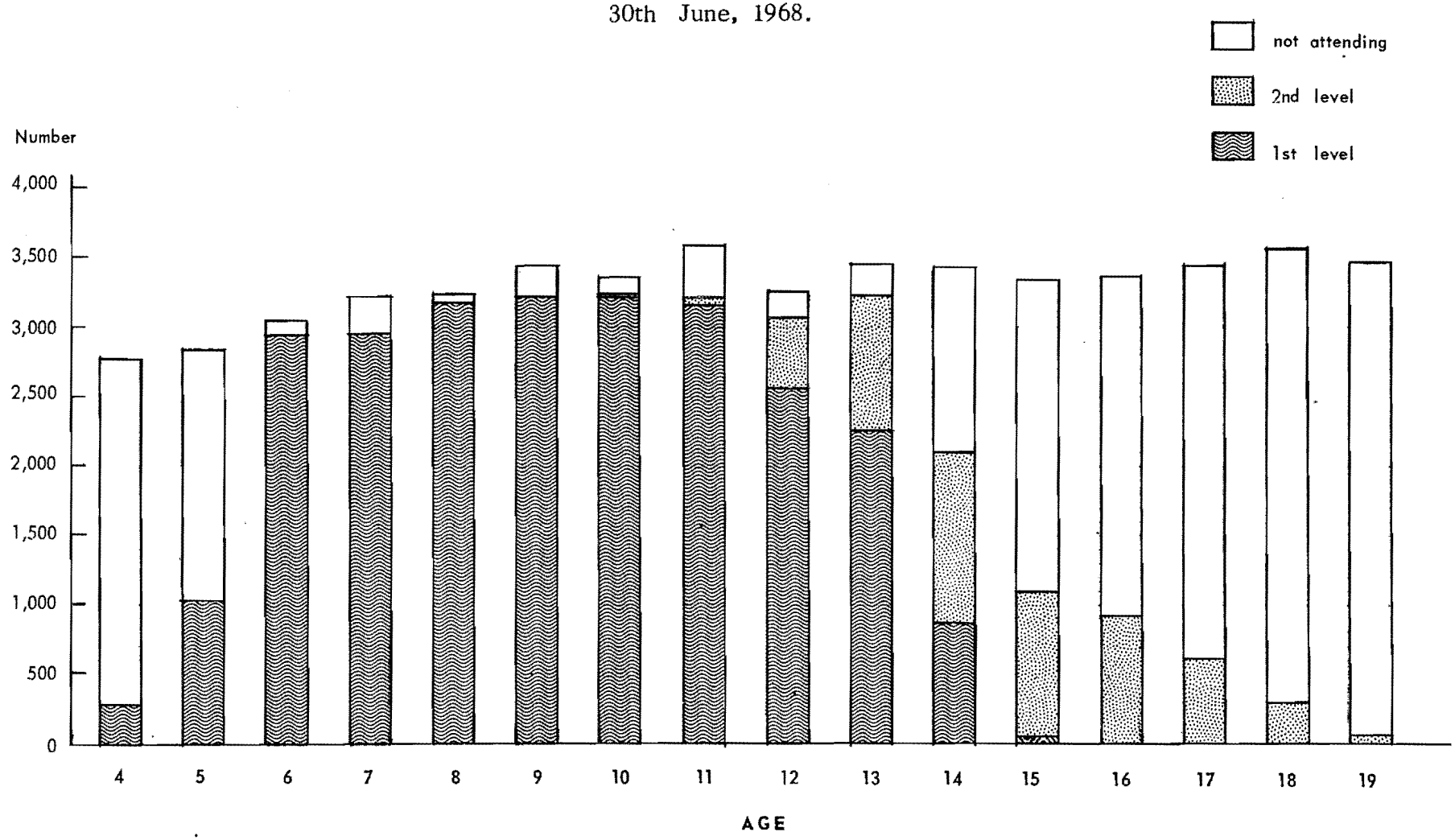

Class Size and Student/Teacher Ratio:

As in the grammar schools, teachers in the technical schools tend to be specialists in a limited group of subjects and several teachers may take a particular class, so that the class-size and student-teacher ratio are not identical. There were 220 classes and 419 teachers in the technical schools at the end of the 1968 school year, giving an average class-size of 20.6 and a student-teacher ratio of 10.8, as compared with corresponding figures of 19.9 and 10.5 respectively, a year before. There were 1,520 new students admitted to the technical schools during 1968 as compared with 1,327 a year before. On the other hand, the number of school leavers went down, from 888 to 797. These changes in the school-population are difficult to predict, and expansion in the number of classes and of teachers takes time, so that the first impact of a rapid increase in school population has to be taken by increases in the class-size and the student-teacher ratio. Nevertheless, great strides forward have been made in recent years as new schools have been built and additional staff recruited and trained at Government expense. In 1960, the average class size in technical schools was 29 and the student-teacher ratio was 20.3 so that much greater specialisation and diversification, which depend more on the number of teachers than of classes, have become possible.

The wide field of specialisation and the individual attention needed by students of practical subjects explain the low ratios of students to classes and teachers, as compared with the Primary and Grammar Schools.

Perhaps of even greater significance than the classrooms in technical education, workshops numbered 38, laboratories 27 and other rooms set aside for practical work 20. The total number of 85 work-rooms exceeded the previous year's figure by 8.

The shortage of suitably qualified teachers is as acute in the technical schools as in the grammar schools. There were 134 male and 27 female teachers on the permanent establishment at the end of the 1968 school year. These accounted for only 38 and 41 per cent respectively of the total number of teachers. There were 39 teachers seconded from the primary schools and 197 teachers employed on a temporary or visiting basis. Technicians, 22 in number, made up the remainder of the teaching staff.

## PART 5 - ADMISSION EXAMINATIONS

Since 1961, pupils seeking admission to the Government grammar or secondary technical schools have to sit for the same examination. A number of scholarships to private schools are also awarded on the basis of performance in this examination. Separate examinations, of a somewhat lower standard, are held for admission to the technical institute.

Of the 7,665 candidates who sat the grammar and secondary technical admission examinations in 1968, there were 1,296 who passed Girls did somewhat better than boys, since the proportion of passes in the case of the former was 18.5 per cent as compared with 15.5 per cent for the latter. The average marks for girls were also better than those of boys, the former being 34.1 in English and 27.0 in Arithmetic as compared with results obtained by boys of 26.0 and 22.5 respectively. In recent years, girls seem to have improved their performance considerably as compared with the boys who, up to 1965 used to do better than the girls in these examinations.

Candidates from the Government Primary Schools numbered 6,589 and of these, 1,078, or 16.3 per cent, were successful. The private schools presented 1,076 candidates, of whom 218, that is 20 per cent, passed

There were 772 candidates for admission into the technical institutes. Of these, 228, that is 29.5 per cent, passed. There were 672 candidates from the Government Primary Schools and of these 198, that is 29.4 per cent, were successful. The majority of the successful candidates, that is 121, or 54 per cent, were aged 14 years, while those aged 15 years accounted for 35 per cent of the total. The average mark in English was 39.3 as compared with 29.4 in Arithmetic.

## PART 6 – PRIVATE SCHOOLS

Enrolment:

At the end of the 1967/68 school year there were 15,539 pupils, that is 7,779 boys and 7,760 girls, attending schools run by private organisations, mainly religious bodies, independently of the Government. Compared with the previous year, the number of boys decreased by 505 while that of girls increased by 425, so that total enrolment decreased by 80 pupils

Government does not provide a nursery education, and this important gap in Malta's education system is filled by private schools which are, however subsidised to a limited extent by the Government and hence, tend to complement, as far as practicable, the Government's system. At the end of the 1968 school year there were 2,257 children, that is 41 less than a year before, attending nursery classes in private schools

An important function of the private schools is to take care during the day and even, in some cases, for a whole term, of children whose family circumstances so require. During the 1967/68 school year, 4,262 children were taken care of during the day while another 697 were entrusted to the private schools for much longer periods. Most of the day-boarders were very young children while the long-term boarders were mainly older children attending secondary school. Day-boarders attending nursery or infant classes num-

Fig 3

Male School Population by Grade

30th June, 1968.

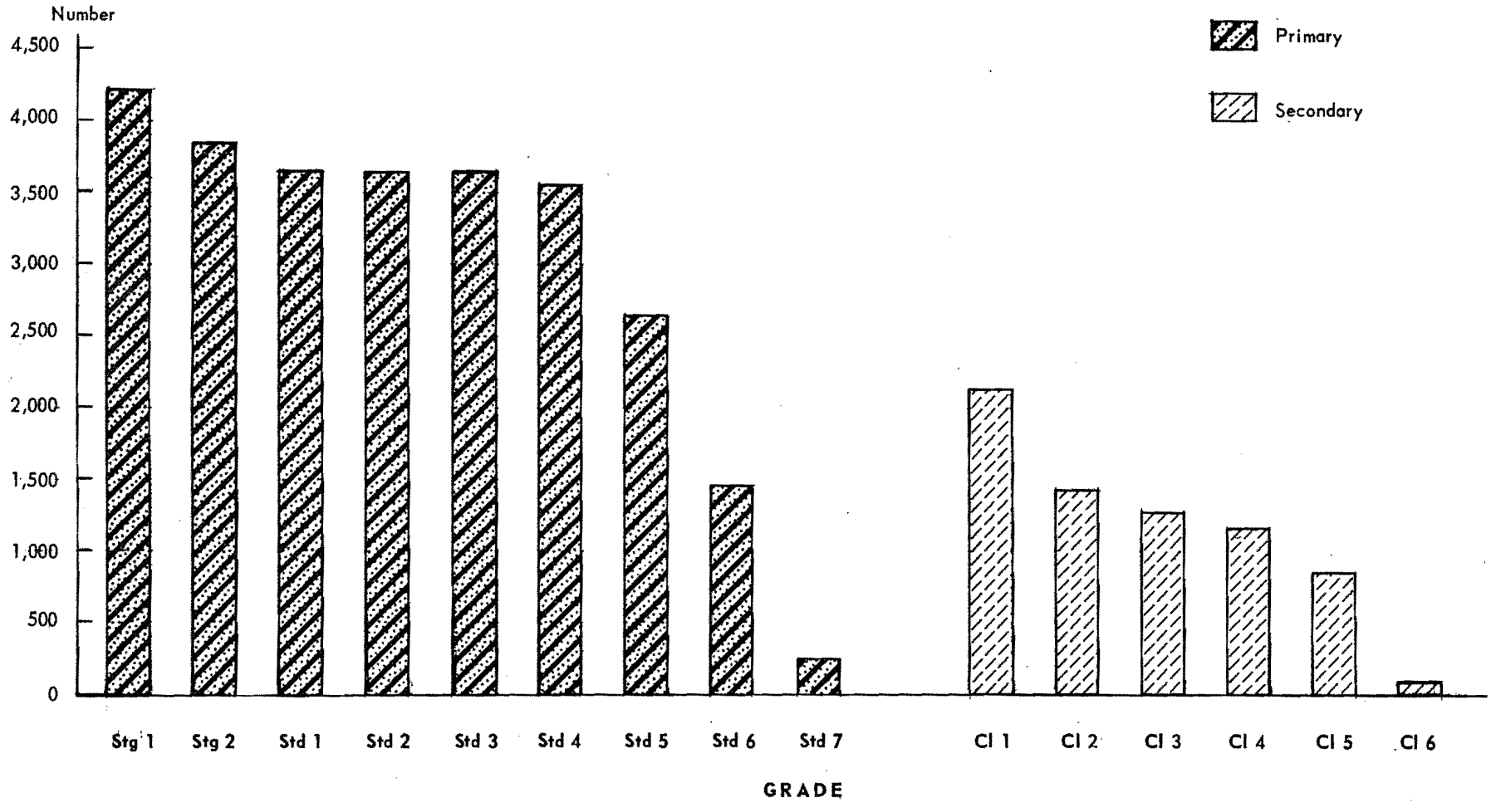

Fig 4

Female School Population by Grade

30th June, 1968.

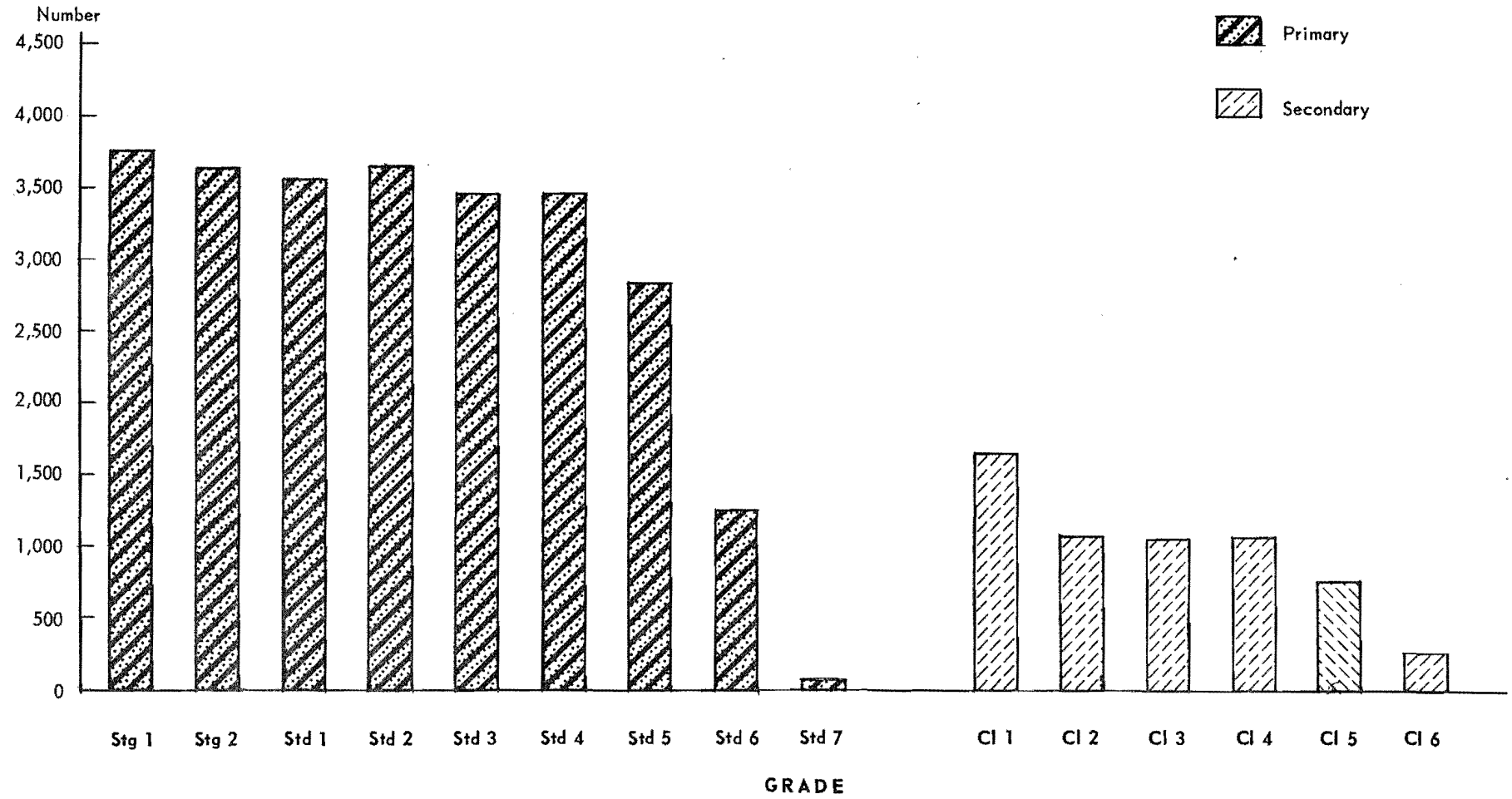

mainly due to abolition of nursery classes and amalgamation of primary and secondary schools run by the same organisation. There were only 4 small private schools in Gozo.

The number of classes was 544 giving an average class-size of 28.6 somewhat higher, for reasons of economy, than that in most Government schools. The average class-size ranged from 30.1 in the nursery classes to 28.5 in the primary and 26.0 in the secondary ones.

The number of teachers was 780, giving an average ratio of 20 students for each teacher. Since the private schools generally belong to, and are run by, religious bodies, a high proportion of the teachers are members of religious communities. There were 400 permanent teachers and 41 visitors, making up 62 per cent and 33 per cent of the respective totals, in this category at the end of the 1968 school year.

## PART 7 - HIGHER EDUCATION

### The University:

At the beginning of the 1967/68 academic year, there were 823 students at the Royal University of Malta, that is, 14 more than a year before. The rapid rate of expansion between 1962 and 1966, as new buildings were planned and later occupied, appeared to have ceased in the year under review although the staggering of some courses, which start only once in two and even three years, leads to large fluctuations in the rate of increase which made it difficult to predict a definite trend.

Regular students accounted for 774 of the total, the remaining 49 being occasional students who had been put on the register on a provisional basis until they satisfy minimum entry requirements within a specified period. Of the regular students, 602 were men and 172 were women while the occasional students consisted of 48 men and one woman.

During the year, the largest faculty at the University was that of Arts, with 298 students, followed by Science, with 235. Compared with the previous year, science courses increased their enrolment by 17, while the arts course declined by 13 students. Medicine and Surgery, including Pharmacy, maintained its popularity among the longer courses although, with 102 students, it had 28 less than a year before. The course of laws maintained its slow but steady expansion, which started in 1962. In 1961, there were only 7 students of Law. By 1967, the corresponding number was 38. Engineering and Architecture followed closely the fortunes of the building industry with only one student in 1961, rising to 40 in 1967. Theology has also tended to expand in recent years. With only 19 theological students in 1964, this faculty had

...

bered 2,064, that is 48 per cent of the total number of day-boarders. Long-term boarders attending secondary school numbered 444, accounting for 64 per cent of the total.

Since Government does not admit to its schools children aged under six years, parents who wish to start sending their children at an early age to school are bound to put them in the care of one of the private schools.

Hence, at the Primary School level, the infant classes tend to predominate. There were 5,108 children, that is 53 per cent of the total private Primary school enrolment, attending the two grades in the infant school. As children grow older, parents tend to transfer them from private to Government schools, which have an advantage over private schools in being generally closer to the homes of children who commute between home and school unattended.

From 1,036 pupils attending Standard I classes in the private schools, the enrolment in successive primary grades declined steadily to only 621 in Standard V. There were only 82 students in Standard VI, all boys, and mainly aged over 13 years, who had failed to qualify or did not wish to proceed to a secondary school.

The private schools have maintained a very long tradition in providing a secondary education for both boys and girls. However, enrolment tends to fall off, as in the case of infant and primary school, as one moves up the grades. There were 958 students in Class I, falling steadily to 533 in Class V, with just under 200 in Class VI.

The turnover in private schools tends to be high. Transfers between Government and private schools, as well as from one private school to another, are very frequent. One reason for sending children to private school is unsettled family life, as for example, when the parents are living abroad, and children in these families may be admitted or allowed to leave school at short notice. Changes in financial circumstances may lead parents to economise or to spend more, as the case may be, on school fees. Thus, during the 1967/68 school year, children admitted from other schools numbered 1,093 and accounted for one out every five children admitted to school during that year. There were 3,572 school-leavers, representing 23 per cent of the total enrolment at the end of the year. The number of school-leavers who go abroad is high. There were 273 such children, many of whom were foreign born. Transfers to Government schools numbered 1,769 and accounted for practically half the total number of school-leavers from private schools. The number who completed their course of studies, that is 513, was comparable to the number of those who transferred from one private school to another or who left without specifying their cause of leaving.

Schools, Classes and Teachers:

The total number of private schools in operation at the end of the school year was 70, that is 5 less than a year before, the reduction being

grown to comprise 55 students in 1967. Dental surgery has always been a very small faculty with 12 students in 1969 reducing to none in 1963 and rising again to 6 in 1967.

The total teaching staff numbered 165 and consisted of 27 professors, 98 lecturers, 21 demonstrators and research assistants and 19 outside teachers and auxiliary staff. Compared with the previous year, there was a reduction of one in the number of professors and an increase of 15 in that of lecturers. There were four more teachers from the Polytechnic and assistant lecturers and ten more demonstrators and research assistants.

Degrees conferred during the year numbered 90, as compared with only 51 during the previous year. Doctorates awarded during the year numbered 35 as compared with 4 master's degrees, 48 bachelorates and 3 licentiates.

The Polytechnic:

During the 1967/68 academic year, there were 1,156 students at the Polytechnic following a very wide range of studies, including trade as well as degree courses, part-time, "sandwich" and evening courses. Both the number of students and that of teaching staff increased rapidly between 1963 and 1968 as the new building housing this institution was completed and new courses were started to utilise the available accommodation. There were only 410 students and 16 teachers during the 1963/64 academic year. During the year under review, the number of students was nearly three times as much while the staff increased even more, to a total of 54, although most of the increase was a visiting staff.

During the year, courses ranging from technician's certificates up to degree or diploma level were held in the Departments of Civil, Mechanical and Electrical Engineering. The Departments of Commerce and Business Studies and of Tourism, Catering and Food Technology ran a great variety of courses, mostly part-time or evening, specially tailored for local needs.

Teacher Training Colleges:

There were two Teacher Training Colleges in Malta, run by two religious bodies under contract with the Government. The men's college at St. Julians housed 65 first year trainees and an equal number in their second and final year. There was no change in enrolment from the figures recorded in 1964/65.

The women's college at tal-Virtu', near Rabat, housed 131 first year and 130 second year students, during the 1967/68 academic year. Since both the men's and women's colleges are run on a residential basis and no new accommodation was built or acquired in recent years, the enrolment in both

colleges fluctuates very little or none at all from year to year and their output is steadily absorbed by the Government Primary Schools.

## PART 8 - OTHER FORMS OF EDUCATION

### Schools for the Handicapped:

The methods of educating normal children are not suitable for those handicapped, either physically or mentally. Psychological damage is also a likely result of forcing a handicapped child to compete with normal children. Specially trained teachers are needed to deal with such children and, in some cases, adults who did not benefit in their childhood or who become afflicted later in life.

There were 6 Government owned schools and one privately owned school for the handicapped during 1967/68. The number of classes was 26 so that average size of school was small, with a range of from one to six classes.

The total number of handicapped persons under instruction was 296, of which 208 were males and 88 females. Schools for the educationally sub-normal and mal-adjusted were available only for boys, who numbered 60 and 22 respectively. The mentally handicapped were most numerous with a total of 131 persons of all ages under instruction. The deaf and partially deaf numbered 55 while blind persons numbered 28.

The total number of teachers was 31, giving a ratio of slightly less than 10 persons under the care of each teacher. This ratio is low since each case requires a great deal of individual attention.

### Industrial Training Centres:

In 1968, there were 190 trainees attending some one out of the thirteen courses held during the year at the Centre Marsa. A smaller centre at Gozo ran only three courses and was attended by 25 persons.

Although persons with a primary school education are accepted for training up to the age of 40 years, there were only five trainees out of the 215 in both centres who were over 21 years of age. Only 11 were aged under 17 years, so that the great majority were aged 17 to 21 years.

Trades connected with motor vehicles were most popular and they accounted for 22.6 per cent of total enrolment. Trades connected with the wood-working industries followed closely, with 21.5 per cent of the students. Metal-working trades accounted for 17.2 per cent of the total, the remainder

being accounted for by engineering, building and related trades.

The total number of instructors was 16, giving an average of 13.4 trainees for each instructor, who would normally teach only one course.

Evening Classes:

During the 1967/68 school year, a total of 5,066 student-courses were conducted in Government schools after normal school hours. Courses attended by males numbered 2,326 while females accounted for 2,740. Teachers engaged in evening classes numbered 304, consisting of 216 males and 88 females. The average number of students per teacher was 16.7.

Courses ranged over a very wide variety of subjects, from those intended as revision classes for school leavers who had not qualified in school-leaving examinations, to subjects undertaken as a means of increasing one's culture or as a hobby. The wood-craft classes for men and dress-making for women, conveniently held in numerous Government primary schools, were very popular. Revision classes for students intending to re-sit G.C.E. examinations were also well patronised.

## PART 9 - EDUCATION FINANCE

The Government provides the bulk of educational services in Malta although private institutions and, indirectly, fee-paying students, relieve the Government of part of the financial burden.

Government expenditure on education amounted to £3,571,943 during the financial year 1967/68, that is 8 per cent more than during the previous year. This figure includes £34,558 in subsidies to private schools, which spent another £329,000 from their own resources to bring up total expenditure on education during the year to £3.9 million. Additional expenditure incurred by students themselves such as purchase of text-books, stationery, travelling expenses etc., are not included. The national income of the Maltese Islands during the year 1968 was £64.7 million so that expenditure on education represented at least 6 per cent of this figure, which compares favourably with most European countries.

Government expenditure was divided between personal emoluments, other recurrent charges, such as cost of materials and special services, and capital expenditure. Personal emoluments tend to form a major element in education expenditure since capital, consisting mainly of buildings, has a low rate of depreciation and materials, except perhaps at the higher levels, are not very expensive. Personal emoluments, at £2 million, accounted for 56 per cent of

total Government expenditure. The private schools paid out £23,000 in administrative expenses and £144 thousand to teaching staff. The total expenditure, mainly wages and salaries but including some costs of materials, amounted to £167 thousand, and accounted for 51 per cent of total expenditure. The actual value of teaching services in private schools may be underestimated due to performance of extra duties, by members of the institution running the school, without payment. Other running charges of the private schools amounted to £115,000 whilst capital and debt charges totalled £47,000.

As in previous years, Government expenditure on capital work exceeded somewhat the expenditure on materials, although rising costs of the latter and increasing numbers of students within the educational system coupled with the completion of long lasting capital works, have meant that, in recent years, costs of materials have been edging closer to capital costs. There is some overlapping in definition as, for example, Government expenditure includes subsidies to private schools and the University, which may be used for a variety of purposes by their recipients. Government expenditure on materials and other charges of a recurrent nature amounted to £775,748 during the year, capital costs incurred were valued at £797,515.

The Government grant to the University during the financial year 1967/68 amounted to £246,017, besides expenditure on capital works valued at £364,124. During the academic year 1967/68, the University derived a revenue of £26,806 from fees and other charges while the Government subsidy during the same period amounted to £273,300 so that expenditure by Government on University education was more than ten times that incurred by students themselves.

The annual cost per pupil in Government Schools is given in Table 107. Primary education cost £39.13s.9d per pupil while the grammar schools spent an average of £53.16s.8d on each student. Technical education, involving considerable costs of materials, wear and tear of equipment and more staff for closer supervision in practical work, cost £81.18s 6d per student, more than twice the cost in the primary education. The average cost of pupils in private schools was about £21 each, but this figure is probably understated due to hidden subsidies, lack of provision for capital depreciation and other bookkeeping inaccuracies.

The University, with its extensive capital costs, highly specialised staff and limited student numbers is the most expensive sector, on a per capita basis, in the education system. Expenditure during 1967/68, excluding provision for depreciation of capital, worked out at £371 per student, as compared with only £292 a year before. The expenditure on fees of students amounted to £33 per student, but the real cost in terms of additional costs of textbooks, instruments and materials were much greater.

# TABLES

1. GOVERNMENT INFANT AND PRIMARY SCHOOLS CLASSIFIED BY TYPE OF SCHOOL: 1966/67 - 1967/68

| Type of School | Survey: 1966/67 | | |
|---|---|---|---|
| | Maltese Islands | Malta | Gozo |
| Boys | 32 | 27 | 5 |
| Girls | 12 | 12 | - |
| Infants | 11 | 11 | - |
| Girls/Infants | 27 | 22 | 5 |
| Boys/Infants | 2 | 2 | - |
| Boys/Girls/Infnats | 29 | 22 | 7 |
| TOTAL | 112 | 95 | 17 |
| | Survey: 1967/68 | | |
| Boys | 32 | 28 | 4 |
| Girls | 12 | 12 | - |
| Infants | 11 | 11 | - |
| Girls/Infants | 27 | 23 | 4 |
| Boys/Infants | 3 | 3 | - |
| Boys/Girls/Infants | 28 | 20 | 8 |
| TOTAL | 113 | 97 | 16 |

2. TEACHING STAFF, CLASSES AND SCHOOL POPULATION BY LOCALITY AND TYPE: 30TH JUNE, 1968

| School | | Head Teachers | | School Assistants | | | | Teachers | | | | Classes | | | No. of Pupils |
|---|---|---|---|---|---|---|---|---|---|---|---|---|---|---|---|
| | | | | I/c School | | not I/c School | | Permanent | | Temporary | | | | | |
| Locality | Type | M | F | M | F | M | F | M | F | M | F | Boys | Girls | Mixed | |
| MALTESE ISLANDS | All Types | 55 | 49 | 12 | 1 | 29 | 20 | 702 | 1,097 | 78 | 137 | 872 | 827 | 293 | 43,028 |
| MALTA | All Types | 45 | 45 | 8 | 1 | 28 | 19 | 600 | 956 | 77 | 136 | 774 | 734 | 244 | 38,393 |
| GOZO | All Types | 8 | 4 | 4 | - | 1 | 1 | 102 | 141 | 1 | 1 | 98 | 93 | 49 | 4,635 |
| INNER HARBOUR | | | | | | | | | | | | | | | |
| Valletta (Baviera) | Boys | 1 | - | - | - | 2 | - | 22 | - | 3 | - | 24 | - | - | 515 |
| | Girls/Infants (2 schools) | - | 2 | - | - | - | 1 | - | 32 | - | 5 | 3 | 26 | 6 | 772 |
| Floriana | Boys | 1 | - | - | - | 1 | - | 13 | - | - | - | 11 | - | - | 217 |
| | Girls/Infants | - | 1 | - | - | - | - | - | 19 | - | - | 2 | 16 | 1 | 397 |
| Marsa | Boys | 1 | - | - | - | 2 | - | 25 | - | 5 | 1 | 31 | - | - | 667 |
| | Girls | - | 1 | - | - | - | 1 | - | 25 | - | 4 | - | 29 | - | 643 |
| | Infants | - | 1 | - | - | - | - | - | 17 | - | - | 8 | 8 | 1 | 391 |
| Senglea | Boys | 1 | - | - | - | 1 | - | 11 | - | 3 | - | 14 | - | - | 315 |
| | Girls/Infants | - | 1 | - | - | - | - | - | 18 | - | 6 | - | 14 | 9 | 539 |
| Cospicua | Boys | 1 | - | 1 | - | 1 | - | 23 | - | - | - | 22 | - | - | 455 |
| | Girls | - | 1 | - | - | - | 1 | - | 17 | - | 3 | - | 19 | - | 431 |
| | Infants | - | 1 | - | - | - | - | - | 9 | - | 3 | - | - | 12 | 302 |
| Vittoriosa | Boys | 1 | - | - | - | - | - | 10 | - | 1 | - | 10 | - | - | 177 |
| | Girls/Infants | - | 1 | - | - | - | - | - | 11 | - | 3 | - | 9 | 6 | 334 |
| Kalkara | Boys/Girls/Infants | 1 | - | - | 1 | - | - | 5 | 10 | - | - | 6 | 5 | 3 | 262 |
| Paola | Boys | 1 | - | - | - | 2 | - | 33 | - | 3 | - | 34 | - | - | 749 |
| | Girls | - | 1 | - | - | - | 1 | - | 20 | - | 5 | - | 25 | - | 613 |
| | Infants | - | 1 | - | - | - | - | - | 16 | - | 1 | - | - | 17 | 451 |
| Sliema | Boys | 1 | - | - | - | 1 | - | 22 | - | - | - | 22 | - | - | 462 |
| | Girls/Infants | - | 1 | - | - | - | 1 | - | 18 | - | 1 | 3 | 16 | - | 451 |
| Gzira | Boys | 1 | - | - | - | 1 | - | 16 | - | 1 | - | 17 | - | - | 362 |
| | Girls/Infants | - | 1 | - | - | - | - | - | 21 | 21 | 1 | 1 | 17 | 4 | 472 |
| Msida | Boys | 1 | - | - | - | - | - | 12 | - | - | - | 12 | - | - | 253 |
| | Girls/Infants | - | 1 | - | - | - | - | - | 20 | - | 2 | - | 15 | 7 | 486 |
| Hamrun | Boys (2 schools) | 1 | - | 1 | - | 2 | - | 45 | - | 4 | - | 46 | - | - | 1,038 |
| | Girls | - | 1 | - | - | - | 1 | - | 20 | - | 4 | - | 23 | - | 472 |
| | Infants | - | 1 | - | - | - | - | - | 12 | - | 1 | 5 | 4 | 4 | 325 |
| | Girls/Infants | - | 2 | - | - | - | - | - | 28 | - | 4 | 4 | 23 | 3 | 697 |
| Pieta' | Boys/Girls/Infants | 1 | - | - | - | - | - | 5 | 10 | - | 1 | 8 | 8 | - | 299 |
| OUTER HARBOUR | | | | | | | | | | | | | | | |
| Zabbar | Boys | 1 | - | - | - | 2 | - | 23 | - | 5 | 1 | 27 | - | - | 650 |
| | Girls | - | 1 | - | - | - | 1 | - | 22 | - | 4 | - | 26 | - | 604 |
| | Infants | - | 1 | - | - | - | - | - | 10 | - | 6 | - | - | 16 | 391 |
| Fgura | Boys/Girls/Infants | 1 | - | - | - | 1 | - | 5 | 12 | - | - | 5 | 7 | 5 | 277 |
| Tarxien | Boys | 1 | - | - | - | 1 | - | 15 | - | - | - | 15 | - | - | 320 |
| | Girls/Infants | - | 1 | - | - | - | - | - | 18 | - | 3 | 4 | 14 | 3 | 432 |
| Luqa | Boys | 1 | - | - | - | - | - | 9 | - | 1 | 1 | 11 | - | - | 243 |
| | Girls/Infants | - | 1 | - | - | - | - | - | 17 | - | 1 | 3 | 14 | 1 | 425 |

2. (Contd.) TEACHING STAFF, CLASSES AND SCHOOL POPULATION BY LOCALITY AND TYPE: 30TH JUNE, 1968

| School | | Head Teachers | | School Assistants | | | | Teachers | | | | Classes | | | No. of Pupils |
|---|---|---|---|---|---|---|---|---|---|---|---|---|---|---|---|
| | | | | I/c School | | not I/c School | | Permanent | | Temporary | | | | | |
| Locality | Type | M | F | M | F | M | F | M | F | M | F | Boys | Girls | Mixed | |
| Qormi | Boys | 2 | - | - | - | 3 | - | 40 | 1 | 8 | - | 50 | - | - | 1,124 |
| | Girls | - | 1 | - | - | - | 1 | - | 23 | - | 4 | - | 26 | - | 607 |
| | Infants | - | 1 | - | - | - | - | - | 16 | - | - | 8 | 6 | 2 | 387 |
| | Girls/Infants | - | 1 | - | - | - | 1 | - | 21 | - | 6 | 5 | 22 | 1 | 707 |
| Birkirkara | Boys | 1 | - | - | - | 2 | - | 37 | - | - | - | 37 | - | - | 897 |
| | Girls | - | 1 | - | - | - | 1 | - | 38 | - | 3 | - | 41 | - | 939 |
| | Infants | - | 1 | - | - | - | - | - | 24 | - | - | 6 | 5 | 13 | 621 |
| St. Julian's | Boys/Girls/Infants | 1 | - | - | - | - | 1 | 9 | 11 | - | 4 | 11 | 7 | 6 | 476 |
| (Rosary) | Girls/Infants | - | 1 | - | - | - | - | - | 14 | - | 2 | 1 | 13 | 1 | 334 |
| San Gwann | Boys/Girls/Infants | 1 | - | - | - | - | - | 6 | 6 | - | 2 | 7 | 3 | 4 | 287 |
| Sta. Venera | Girls/Infants | - | 1 | - | - | - | - | - | 12 | - | - | - | 12 | - | 208 |
| | Boys/Infants | 1 | - | - | - | - | - | 9 | 4 | - | - | 13 | - | - | 235 |
| SOUTH EASTERN | | | | | | | | | | | | | | | |
| Marsaskala | Boys/Girls/Infants | - | - | 1 | - | - | - | 2 | 5 | - | - | - | - | 7 | 130 |
| Gudja | Boys/Girls/Infants | 1 | - | - | - | - | - | 5 | 9 | 1 | 1 | 7 | 7 | 2 | 289 |
| Ghaxaq | Boys | 1 | - | - | - | - | - | 9 | 1 | - | - | 10 | - | - | 215 |
| | Girls/Infants | - | 1 | - | - | - | - | - | 15 | - | - | 1 | 12 | 2 | 298 |
| Zejtun | Boys | 1 | - | - | - | 1 | - | 24 | 2 | 6 | - | 31 | - | - | 697 |
| | Girls | - | 1 | - | - | - | 1 | - | 31 | - | - | - | 31 | - | 677 |
| | Infants | - | 1 | - | - | - | - | - | 11 | - | 5 | - | - | 16 | 403 |
| Marsaxlokk | Boys/Girls/Infants | 1 | - | - | - | - | 2 | 4 | 8 | - | - | 7 | 7 | 1 | 229 |
| Birzebbugia | Boys | 1 | - | - | - | - | - | 11 | - | 4 | - | 14 | - | - | 263 |
| | Girls/Infants | - | 1 | - | - | - | - | - | 19 | - | 2 | 1 | 16 | 4 | 464 |
| Mqabba | Boys/Girls/Infants | 1 | - | - | - | - | 1 | 2 | 9 | 3 | 4 | 8 | 5 | 5 | 363 |
| Kirkop | Boys/Girls/Infants | 1 | - | - | - | - | - | 2 | 2 | 3 | 5 | 5 | 5 | 2 | 217 |
| Safi | Boys/Girls/Infants | - | - | 1 | - | - | - | 1 | 4 | 1 | 1 | - | - | 7 | 120 |
| Qrendi | Boys/Girls/Infants | 1 | - | - | - | - | 1 | 2 | 7 | 2 | 4 | 5 | 7 | 3 | 263 |
| Zurrieq | Boys | 1 | - | 1 | - | - | - | 8 | - | 15 | - | 22 | - | - | 545 |
| | Girls | - | 1 | - | - | - | - | - | 21 | - | 2 | - | 23 | - | 517 |
| | Infants | - | 1 | - | - | - | - | - | 10 | - | 1 | 5 | 5 | 1 | 280 |
| WESTERN | | | | | | | | | | | | | | | |
| Zebbug | Boys | 1 | - | - | - | 1 | - | 21 | 3 | - | - | 24 | - | - | 548 |
| | Girls | - | 1 | - | - | - | - | - | 20 | - | 3 | - | 23 | - | 541 |
| | Infants | - | 1 | - | - | - | - | - | 12 | - | - | - | - | 12 | 316 |
| Siggiewi | Boys | 1 | - | - | - | - | - | 11 | - | 2 | - | 13 | - | - | 292 |
| | Girls/Infants | - | 1 | - | - | - | - | - | 16 | - | 6 | 4 | 18 | - | 471 |
| Dingli | Boys/Girls/Infants | 1 | - | - | - | 1 | - | 5 | 9 | - | - | 5 | 5 | 4 | 315 |
| Lija | Boys | 1 | - | - | - | - | - | 11 | - | - | - | 11 | - | - | 227 |
| | Girls/Infants | - | 1 | - | - | - | - | - | 14 | - | 2 | 2 | 12 | 2 | 301 |
| Attard | Boys/Girls/Infants | 1 | - | - | - | - | - | 4 | 6 | - | - | 3 | 1 | 6 | 164 |
| Rabat | Boys | 1 | - | - | - | 1 | - | 22 | 4 | 3 | - | 29 | - | - | 666 |
| | Girls | - | 1 | - | - | - | 1 | - | 25 | - | 1 | - | 25 | - | 630 |
| | Infants | - | 1 | - | - | - | - | - | 16 | - | - | - | - | 16 | 401 |
| Mtahleb | Boys/Girls/Infants | 1 | - | - | - | - | - | 1 | 7 | - | - | - | - | 8 | 93 |
| Bahrija | Boys/Girls/Infants | - | - | 1 | - | - | - | 1 | 5 | - | 1 | - | - | 7 | 76 |
| Fawwara | Boys/Girls/Infants | - | - | 1 | - | - | - | 1 | - | - | - | 1 | - | 3 | 22 |
| Ghemieri | Boys/Girls/Infants | - | - | 1 | - | - | - | - | 3 | - | - | - | - | 4 | 69 |

2. (Contd.) TEACHING STAFF, CLASSES AND SCHOOL POPULATION BY LOCALITY AND TYPE: 30TH JUNE, 1968

| School | | Head Teachers | | School Assistants | | | | Teachers | | | | Classes | | | No. of Pupils |
|---|---|---|---|---|---|---|---|---|---|---|---|---|---|---|---|
| | | | | i/c School | | not i/c School | | Permanent | | Temp. porary | | | | | |
| Locality | Type | M | F | M | F | M | F | M | F | M | F | Boys | Girls | Mixed | |
| Qormi | Boys | 2 | - | - | - | 3 | - | 40 | 1 | 8 | - | 50 | - | - | 1,124 |
| | Girls | - | 1 | - | - | - | 1 | - | 23 | - | 4 | - | 26 | - | 607 |
| | Infants | - | 1 | - | - | - | - | - | 16 | - | - | 8 | 6 | 2 | 387 |
| | Girls/Infants | - | 1 | - | - | - | 1 | - | 21 | - | 6 | 5 | 22 | 1 | 707 |
| Birkirkara | Boys | 1 | - | - | - | 2 | - | 37 | - | - | - | 37 | - | - | 897 |
| | Girls | - | 1 | - | - | - | 1 | - | 38 | - | 3 | - | 41 | - | 939 |
| | Infants | - | 1 | - | - | - | - | - | 24 | - | - | 6 | 5 | 13 | 621 |
| St. Julian's | Boys/Girls/Infants | 1 | - | - | - | - | 1 | 9 | 11 | - | 4 | 11 | 7 | 6 | 476 |
| (Rosary) | Girls/Infants | - | 1 | - | - | - | - | - | 14 | - | 2 | 1 | 13 | 1 | 334 |
| San Gwann | Boys/Girls/Infants | 1 | - | - | - | - | - | 6 | 6 | - | 2 | 7 | 3 | 4 | 287 |
| Sta. Venera | Girls/Infants | - | 1 | - | - | - | - | - | 12 | - | - | - | 12 | - | 208 |
| | Boys/Infants | 1 | - | - | - | - | - | 9 | 4 | - | - | 13 | - | - | 235 |
| SOUTH EASTERN | | | | | | | | | | | | | | | |
| Marsaskala | Boys/Girls/Infants | - | - | 1 | - | - | - | 2 | 5 | - | - | - | - | 7 | 130 |
| Gudja | Boys/Girls/Infants | 1 | - | - | - | - | - | 5 | 9 | 1 | 1 | 7 | 7 | 2 | 289 |
| Ghaxaq | Boys | 1 | - | - | - | - | - | 9 | 1 | - | - | 10 | - | - | 215 |
| | Girls/Infants | - | 1 | - | - | - | - | - | 15 | - | - | 1 | 12 | 2 | 298 |
| Zejtun | Boys | 1 | - | - | - | 1 | - | 24 | 2 | 6 | - | 31 | - | - | 697 |
| | Girls | - | 1 | - | - | - | 1 | - | 31 | - | - | - | 31 | - | 677 |
| | Infants | - | 1 | - | - | - | - | - | 11 | - | 5 | - | - | 16 | 403 |
| Marsaxlokk | Boys/Girls/Infants | 1 | - | - | - | - | 2 | 4 | 8 | - | - | 7 | 7 | 1 | 229 |
| Birzebbugia | Boys | 1 | - | - | - | - | - | 11 | - | 4 | - | 14 | - | - | 263 |
| | Girls/Infants | - | 1 | - | - | - | - | - | 19 | - | 2 | 1 | 16 | 4 | 464 |
| Mqabba | Boys/Girls/Infants | 1 | - | - | - | - | 1 | 2 | 9 | 3 | 4 | 8 | 5 | 5 | 363 |
| Kirkop | Boys/Girls/Infants | 1 | - | - | - | - | - | 2 | 2 | 3 | 5 | 5 | 5 | 2 | 217 |
| Safi | Boys/Girls/Infants | - | - | 1 | - | - | - | 1 | 4 | 1 | 1 | - | - | 7 | 120 |
| Qrendi | Boys/Girls/Infants | 1 | - | - | - | - | 1 | 2 | 7 | 2 | 4 | 5 | 7 | 3 | 263 |
| Zurrieq | Boys | 1 | - | 1 | - | - | - | 8 | - | 15 | - | 22 | - | - | 545 |
| | Girls | - | 1 | - | - | - | - | - | 21 | - | 2 | - | 23 | - | 517 |
| | Infants | - | 1 | - | - | - | - | - | 10 | - | 1 | 5 | 5 | 1 | 280 |
| WESTERN | | | | | | | | | | | | | | | |
| Zebbug | Boys | 1 | - | - | - | 1 | - | 21 | 3 | - | - | 24 | - | - | 548 |
| | Girls | - | 1 | - | - | - | - | - | 20 | - | 3 | - | 23 | - | 541 |
| | Infants | - | 1 | - | - | - | - | - | 12 | - | - | - | - | 12 | 316 |
| Siggiewi | Boys | 1 | - | - | - | - | - | 11 | - | 2 | - | 13 | - | - | 292 |
| | Girls/Infants | - | 1 | - | - | - | - | - | 16 | - | 6 | 4 | 18 | - | 471 |
| Dingli | Boys/Girls/Infants | 1 | - | - | - | 1 | - | 5 | 9 | - | - | 5 | 5 | 4 | 315 |
| Lija | Boys | 1 | - | - | - | - | - | 11 | - | - | - | 11 | - | - | 227 |
| | Girls/Infants | - | 1 | - | - | - | - | - | 14 | - | 2 | 2 | 12 | 2 | 301 |
| Attard | Boys/Girls/Infants | 1 | - | - | - | - | - | 4 | 6 | - | - | 3 | 1 | 6 | 164 |
| Rabat | Boys | 1 | - | - | - | 1 | - | 22 | 4 | 3 | - | 29 | - | - | 666 |
| | Girls | - | 1 | - | - | - | 1 | - | 25 | - | 1 | - | 25 | - | 630 |
| | Infants | - | 1 | - | - | - | - | - | 16 | - | - | - | - | 16 | 401 |
| Mtahleb | Boys/Girls/Infants | 1 | - | - | - | - | - | 1 | 7 | - | - | - | - | 8 | 93 |
| Bahrija | Boys/Girls/Infants | - | - | 1 | - | - | - | 1 | 5 | - | 1 | - | - | 7 | 76 |
| Fawwara | Boys/Girls/Infants | - | - | 1 | - | - | - | 1 | - | - | - | 1 | - | 3 | 22 |
| Ghemieri | Boys/Girls/Infants | - | - | 1 | - | - | - | - | 3 | - | - | - | - | 4 | 69 |

2. (Contd.) TEACHING STAFF, CLASSES AND SCHOOL POPULATION BY LOCALITY AND TYPE: 30th JUNE, 1968

| School | | Head Teachers | | School Assistants | | | | Teachers | | | | Classes | | | No. of Pupils |
|---|---|---|---|---|---|---|---|---|---|---|---|---|---|---|---|
| | | | | I/c School | | not I/c School | | Permanent | | Temporary | | | | | |
| Locality | Type | M | F | M | F | M | F | M | F | M | F | M | F | Mixed | |
| NORTHERN | | | | | | | | | | | | | | | |
| Naxxar | Girls/Infants | - | 1 | - | - | - | - | - | 13 | - | 3 | 1 | 14 | 1 | 377 |
| | Boys/Infants | 1 | - | - | - | - | - | 9 | 2 | 1 | - | 13 | - | - | 285 |
| Gharghur | Boys/Girls/Infants | 1 | - | - | - | 1 | - | 6 | 9 | - | 2 | 8 | 9 | - | 316 |
| Mellieha | Boys | 1 | - | - | - | - | - | 13 | - | - | - | 13 | - | - | 267 |
| | Girls/Infants | - | 1 | - | - | - | - | - | 16 | - | 2 | 2 | 14 | 2 | 397 |
| St Paul's Bay | Boys | 1 | - | - | - | - | - | 9 | - | 2 | - | 11 | - | - | 207 |
| | Girls/Infants | - | 1 | - | - | - | - | - | 14 | - | 1 | 2 | 12 | 1 | 282 |
| Mosta | Girls/Infants | - | 1 | - | - | - | 1 | - | 24 | - | 2 | 1 | 23 | 1 | 587 |
| | Boys/Infants | 1 | - | - | - | 1 | - | 14 | 4 | - | 3 | 20 | - | - | 482 |
| Mgarr | Boys/Girls/Infants | 1 | - | - | - | - | 1 | 7 | 8 | - | 3 | 9 | 7 | 2 | 380 |
| GOZO | | | | | | | | | | | | | | | |
| Gharb | Boys/Girls/Infants | - | - | 1 | - | - | - | 4 | 6 | - | - | - | - | 10 | 171 |
| Ghasri | Boys/Girls/Infants | - | - | 1 | - | - | - | 4 | 2 | - | - | - | - | 7 | 54 |
| Zebbug | Boys/Girls/Infants | 1 | - | - | - | - | - | 6 | 5 | - | - | 1 | 2 | 8 | 161 |
| Xaghra | Boys | 1 | - | - | - | - | - | 12 | - | 1 | - | 12 | - | - | 224 |
| | Girls/Infants | - | 1 | - | - | - | - | - | 20 | - | - | 3 | 15 | 1 | 408 |
| San Lawrenz | Boys/Girls/Infants | - | - | 1 | - | - | - | 4 | 3 | - | - | - | - | 7 | 78 |
| Kercem | Boys/Girls/Infants | 1 | - | - | - | - | - | 5 | 9 | - | - | 6 | 6 | 2 | 244 |
| Victoria | Boys | 1 | - | - | - | 1 | - | 17 | - | - | - | 17 | - | - | 339 |
| | Girls/Infants | - | 1 | - | - | - | - | - | 29 | - | - | 4 | 20 | 3 | 612 |
| Nadur | Boys | 1 | - | - | - | - | - | 14 | - | - | - | 13 | - | - | 286 |
| | Girls/Infants | - | 1 | - | - | - | - | - | 19 | - | - | 3 | 14 | 2 | 417 |
| Qala | Boys/Girls/Infants | 1 | - | - | - | - | 1 | 6 | 9 | - | 1 | 8 | 7 | 1 | 246 |
| Sannat | Boys/Girls/Infants | - | - | 1 | - | - | - | 8 | 11 | - | - | 7 | 7 | 5 | 394 |
| Xewkija | Boys | 1 | - | - | - | - | - | 14 | - | - | - | 13 | - | - | 250 |
| | Girls/Infants | - | 1 | - | - | - | - | - | 18 | - | - | 2 | 14 | 2 | 403 |
| Ghajnsielem | Boys/Girls/Infants | 1 | - | - | - | - | - | 8 | 10 | - | - | 9 | 8 | 1 | 348 |

GOVT. PRIMARY SCHOOLS

3. NUMBER OF SCHOOLS CLASSIFIED BY TYPE OF SCHOOL AND RANGE OF PUPILS: 30TH JUNE, 1968

| Type of School | Under 200 | 200 to 399 | 400 to 599 | 600 to 799 | 800 to 999 | 1,000 to 1,199 | 1,200 to 2,399 | 2,400 to 2,599 | Total |
|---|---|---|---|---|---|---|---|---|---|
| ALL TYPES: | | | | | | | | | |
| Maltese Islands | 13 | 54 | 28 | 16 | 2 | - | - | - | 113 |
| Malta | 9 | 46 | 25 | 15 | 2 | - | - | - | 97 |
| Gozo | 4 | 8 | 3 | 1 | - | - | - | - | 16 |
| BOYS: | | | | | | | | | |
| Malta | 1 | 13 | 6 | 7 | 1 | - | - | - | 28 |
| Gozo | - | 4 | - | - | - | - | - | - | 4 |
| GIRLS: | | | | | | | | | |
| Malta | 1 | - | 4 | 6 | 1 | - | - | - | 12 |
| Gozo | - | - | - | - | - | - | - | - | - |
| INFANTS: | | | | | | | | | |
| Malta | - | 7 | 3 | 1 | - | - | - | - | 11 |
| Gozo | - | - | - | - | - | - | - | - | - |
| GIRLS/INFANTS: | | | | | | | | | |
| Malta | - | 12 | 10 | 1 | - | - | - | - | 23 |
| Gozo | - | - | 3 | 1 | - | - | - | - | 4 |
| BOYS/INFANTS: | | | | | | | | | |
| Malta | - | 2 | 1 | - | - | - | - | - | 3 |
| Gozo | - | - | - | - | - | - | - | - | - |
| BOYS/GIRLS/INFANTS: | | | | | | | | | |
| Malta | 7 | 12 | 1 | - | - | - | - | - | 20 |
| Gozo | 4 | 4 | - | - | - | - | - | - | 8 |

4. PUPILS CLASSIFIED BY LOCALITY OF SCHOOL, AGE AND SEX: 30TH JUNE, 1968

| Locality | | Age | | | | | | | | | | Total |
|---|---|---|---|---|---|---|---|---|---|---|---|---|
| | | 5 | 6 | 7 | 8 | 9 | 10 | 11 | 12 | 13 | 14 & Over | |
| MALTESE ISLANDS | T | 158 | 4,221 | 4,974 | 5,417 | 5,478 | 5,646 | 5,639 | 4,932 | 4,425 | 2,138 | 43,028 |
| | B | 90 | 2,132 | 2,524 | 2,728 | 2,734 | 2,869 | 2,854 | 2,593 | 2,269 | 1,283 | 22,076 |
| | G | 68 | 2,089 | 2,450 | 2,689 | 2,744 | 2,777 | 2,785 | 2,339 | 2,156 | 855 | 20,952 |
| MALTA | T | 78 | 3,685 | 4,409 | 4,829 | 4,849 | 5,068 | 5,065 | 4,444 | 3,984 | 1,982 | 38,393 |
| | B | 47 | 1,843 | 2,238 | 2,440 | 2,441 | 2,593 | 2,574 | 2,334 | 2,051 | 1,176 | 19,737 |
| | G | 31 | 1,842 | 2,171 | 2,389 | 2,408 | 2,475 | 2,491 | 2,110 | 1,933 | 806 | 18,656 |
| GOZO | T | 80 | 536 | 565 | 588 | 629 | 578 | 574 | 488 | 441 | 156 | 4,635 |
| | B | 43 | 289 | 286 | 288 | 293 | 276 | 280 | 259 | 218 | 107 | 2,339 |
| | G | 37 | 247 | 279 | 300 | 336 | 302 | 294 | 229 | 223 | 49 | 2,296 |
| M A L T A: | | | | | | | | | | | | |
| INNER HARBOUR | | | | | | | | | | | | |
| Valletta | T | 1 | 87 | 133 | 163 | 171 | 171 | 177 | 170 | 147 | 67 | 1,287 |
| | B | - | 50 | 67 | 87 | 95 | 83 | 82 | 85 | 79 | 41 | 669 |
| | G | 1 | 37 | 66 | 76 | 76 | 88 | 95 | 85 | 68 | 26 | 618 |
| Floriana | T | 2 | 53 | 67 | 78 | 64 | 82 | 68 | 79 | 57 | 64 | 614 |
| | B | 2 | 22 | 31 | 39 | 32 | 40 | 28 | 40 | 30 | 17 | 281 |
| | G | - | 31 | 36 | 39 | 32 | 42 | 40 | 39 | 27 | 47 | 333 |
| Marsa | T | - | 152 | 173 | 195 | 190 | 229 | 245 | 220 | 187 | 110 | 1,701 |
| | B | - | 77 | 74 | 82 | 95 | 115 | 126 | 126 | 110 | 54 | 859 |
| | G | - | 75 | 99 | 113 | 95 | 114 | 119 | 94 | 77 | 56 | 842 |
| Senglea | T | 7 | 93 | 87 | 113 | 113 | 133 | 99 | 85 | 79 | 45 | 854 |
| | B | 1 | 50 | 40 | 57 | 58 | 71 | 56 | 41 | 35 | 29 | 438 |
| | G | 6 | 43 | 47 | 56 | 55 | 62 | 43 | 44 | 44 | 16 | 416 |
| Cospicua | T | - | 104 | 124 | 168 | 150 | 162 | 161 | 156 | 108 | 55 | 1,188 |
| | B | - | 52 | 59 | 87 | 82 | 75 | 71 | 91 | 58 | 37 | 612 |
| | G | - | 52 | 65 | 81 | 68 | 87 | 90 | 65 | 50 | 18 | 576 |
| Vittoriosa | T | - | 51 | 71 | 63 | 50 | 75 | 67 | 59 | 45 | 30 | 511 |
| | B | - | 26 | 36 | 34 | 23 | 34 | 32 | 33 | 25 | 18 | 261 |
| | G | - | 25 | 35 | 29 | 27 | 41 | 35 | 26 | 20 | 12 | 250 |
| Kalkara | T | - | 22 | 42 | 27 | 30 | 39 | 32 | 31 | 25 | 14 | 262 |
| | B | - | 9 | 22 | 15 | 11 | 17 | 13 | 16 | 15 | 12 | 130 |
| | G | - | 13 | 20 | 12 | 19 | 22 | 19 | 15 | 10 | 2 | 132 |
| Paola | T | - | 178 | 191 | 230 | 232 | 239 | 265 | 183 | 189 | 106 | 1,813 |
| | B | - | 94 | 103 | 116 | 125 | 124 | 146 | 102 | 99 | 80 | 989 |
| | G | - | 84 | 88 | 114 | 107 | 115 | 119 | 81 | 90 | 26 | 824 |
| Sliema | T | - | 49 | 87 | 104 | 98 | 141 | 106 | 135 | 130 | 63 | 913 |
| | B | - | 19 | 40 | 53 | 67 | 92 | 67 | 79 | 74 | 45 | 536 |
| | G | - | 30 | 47 | 51 | 31 | 49 | 39 | 56 | 56 | 18 | 377 |
| Gzira | T | 13 | 69 | 79 | 111 | 120 | 126 | 110 | 102 | 74 | 30 | 834 |
| | B | 9 | 26 | 41 | 58 | 71 | 76 | 55 | 50 | 41 | 16 | 443 |
| | G | 4 | 43 | 38 | 53 | 49 | 50 | 55 | 52 | 33 | 14 | 391 |
| Msida | T | - | 80 | 82 | 92 | 87 | 103 | 103 | 77 | 75 | 40 | 739 |
| | B | - | 38 | 33 | 46 | 35 | 38 | 55 | 36 | 35 | 12 | 328 |
| | G | - | 42 | 49 | 46 | 52 | 65 | 48 | 41 | 40 | 28 | 411 |

4.(CONTD.) PUPILS CLASSIFIED BY LOCALITY OF SCHOOL, AGE AND SEX: 30TH JUNE, 1968

| Locality | | Age | | | | | | | | | | Total |
|---|---|---|---|---|---|---|---|---|---|---|---|---|
| | | 5 | 6 | 7 | 8 | 9 | 10 | 11 | 12 | 13 | 14 & Over | |
| INNER HARBOUR (CONTD.) | | | | | | | | | | | | |
| Hamrun | T | 3 | 219 | 336 | 329 | 323 | 338 | 299 | 281 | 239 | 165 | 2,532 |
| | B | - | 124 | 190 | 166 | 166 | 168 | 155 | 159 | 132 | 119 | 1,379 |
| | G | 3 | 95 | 146 | 163 | 157 | 170 | 144 | 122 | 107 | 46 | 1,153 |
| Pieta' | T | - | 39 | 39 | 31 | 55 | 32 | 39 | 30 | 26 | 8 | 299 |
| | B | - | 23 | 23 | 18 | 28 | 12 | 23 | 15 | 16 | 1 | 159 |
| | G | - | 16 | 16 | 13 | 27 | 20 | 16 | 15 | 10 | 7 | 140 |
| OUTER HARBOUR | | | | | | | | | | | | |
| Zabbar | T | - | 159 | 164 | 187 | 227 | 223 | 210 | 199 | 196 | 80 | 1,645 |
| | B | - | 82 | 88 | 90 | 130 | 105 | 112 | 112 | 95 | 48 | 862 |
| | G | - | 77 | 76 | 97 | 97 | 118 | 98 | 87 | 101 | 32 | 783 |
| Fgura | T | - | 33 | 19 | 42 | 35 | 33 | 37 | 31 | 36 | 11 | 277 |
| | B | - | 14 | 5 | 17 | 14 | 16 | 21 | 11 | 19 | 2 | 119 |
| | G | - | 19 | 14 | 25 | 21 | 17 | 16 | 20 | 17 | 9 | 158 |
| Tarxien | T | - | 89 | 78 | 90 | 103 | 106 | 96 | 79 | 87 | 24 | 752 |
| | B | - | 48 | 43 | 41 | 61 | 61 | 60 | 48 | 58 | 11 | 431 |
| | G | - | 41 | 35 | 49 | 42 | 45 | 36 | 31 | 29 | 13 | 321 |
| Luqa | T | - | 88 | 74 | 104 | 86 | 98 | 83 | 64 | 56 | 15 | 668 |
| | B | - | 44 | 33 | 49 | 44 | 58 | 36 | 39 | 26 | 3 | 332 |
| | G | - | 44 | 41 | 55 | 42 | 40 | 47 | 25 | 30 | 12 | 336 |
| Qormi | T | 21 | 296 | 299 | 364 | 337 | 379 | 355 | 370 | 285 | 119 | 2,825 |
| | B | 21 | 123 | 180 | 180 | 171 | 205 | 187 | 184 | 132 | 93 | 1,476 |
| | G | - | 173 | 119 | 184 | 166 | 174 | 168 | 186 | 153 | 26 | 1,349 |
| Birkirkara | T | - | 192 | 282 | 321 | 341 | 303 | 336 | 316 | 228 | 138 | 2,457 |
| | B | - | 98 | 143 | 173 | 159 | 146 | 163 | 158 | 114 | 80 | 1,234 |
| | G | - | 94 | 139 | 148 | 182 | 157 | 173 | 158 | 114 | 58 | 1,223 |
| St. Julian's | T | 1 | 91 | 105 | 100 | 85 | 81 | 118 | 94 | 75 | 60 | 810 |
| | B | - | 52 | 51 | 43 | 26 | 30 | 49 | 32 | 21 | 17 | 321 |
| | G | 1 | 39 | 54 | 57 | 59 | 51 | 69 | 62 | 54 | 43 | 489 |
| San Gwann | T | - | 42 | 48 | 50 | 38 | 39 | 26 | 19 | 16 | 9 | 287 |
| | B | - | 28 | 29 | 20 | 21 | 23 | 21 | 17 | 16 | 9 | 184 |
| | G | - | 14 | 19 | 30 | 17 | 16 | 5 | 2 | - | - | 103 |
| Sta. Venera | T | - | 21 | 57 | 67 | 49 | 64 | 69 | 55 | 40 | 21 | 443 |
| | B | - | 8 | 33 | 36 | 19 | 22 | 49 | 33 | 20 | 15 | 235 |
| | G | - | 13 | 24 | 31 | 30 | 42 | 20 | 22 | 20 | 6 | 208 |
| SOUTH EASTERN | | | | | | | | | | | | |
| Marsaskala | T | 6 | 20 | 10 | 7 | 19 | 11 | 23 | 14 | 13 | 7 | 130 |
| | B | 2 | 11 | 6 | 4 | 12 | 5 | 16 | 7 | 5 | 4 | 72 |
| | G | 4 | 9 | 4 | 3 | 7 | 6 | 7 | 7 | 8 | 3 | 58 |
| Gudja | T | 1 | 19 | 34 | 35 | 34 | 43 | 37 | 39 | 32 | 15 | 289 |
| | B | 1 | 10 | 12 | 17 | 18 | 23 | 24 | 21 | 12 | 9 | 147 |
| | G | - | 9 | 22 | 18 | 16 | 20 | 13 | 18 | 20 | 6 | 142 |

4 (CONTD.) PUPILS CLASSIFIED BY LOCALITY OF SCHOOL, AGE AND SEX; 30TH JUNE, 1968

| Locality | | Age | | | | | | | | | | Total |
|---|---|---|---|---|---|---|---|---|---|---|---|---|
| | | 5 | 6 | 7 | 8 | 9 | 10 | 11 | 12 | 13 | 14 & Over | |
| SOUTH EASTERN (CONTD.) | | | | | | | | | | | | |
| Ghaxaq | T | - | 46 | 50 | 51 | 64 | 68 | 77 | 57 | 53 | 47 | 513 |
| | B | - | 22 | 24 | 27 | 33 | 30 | 42 | 24 | 35 | 23 | 260 |
| | G | - | 24 | 26 | 24 | 31 | 38 | 35 | 33 | 18 | 24 | 253 |
| Zejtun | T | - | 197 | 213 | 216 | 232 | 235 | 246 | 175 | 170 | 93 | 1,777 |
| | B | - | 85 | 109 | 109 | 117 | 106 | 122 | 94 | 96 | 61 | 899 |
| | G | - | 112 | 104 | 107 | 115 | 129 | 124 | 81 | 74 | 32 | 878 |
| Marsaxlokk | T | - | 24 | 27 | 35 | 29 | 37 | 22 | 28 | 24 | 3 | 229 |
| | B | - | 11 | 11 | 19 | 18 | 21 | 11 | 14 | 12 | 2 | 119 |
| | G | - | 13 | 16 | 16 | 11 | 16 | 11 | 14 | 12 | 1 | 110 |
| Birzebbugia | T | - | 76 | 88 | 76 | 83 | 93 | 112 | 80 | 69 | 50 | 727 |
| | B | - | 46 | 38 | 32 | 36 | 45 | 53 | 33 | 31 | 29 | 343 |
| | G | - | 30 | 50 | 44 | 47 | 48 | 59 | 47 | 38 | 21 | 384 |
| Mqabba | T | - | 45 | 45 | 38 | 45 | 49 | 46 | 39 | 44 | 12 | 363 |
| | B | - | 25 | 26 | 21 | 23 | 31 | 20 | 19 | 19 | 8 | 192 |
| | G | - | 20 | 19 | 17 | 22 | 18 | 26 | 20 | 25 | 4 | 171 |
| Kirkop | T | - | 23 | 28 | 32 | 32 | 23 | 31 | 30 | 16 | 2 | 217 |
| | B | - | 12 | 17 | 18 | 19 | 12 | 17 | 12 | 7 | 2 | 116 |
| | G | - | 11 | 11 | 14 | 13 | 11 | 14 | 18 | 9 | - | 101 |
| Safi | T | - | 17 | 18 | 17 | 11 | 18 | 16 | 11 | 12 | - | 120 |
| | B | - | 6 | 9 | 8 | 3 | 12 | 7 | 5 | 7 | - | 57 |
| | G | - | 11 | 9 | 9 | 8 | 6 | 9 | 6 | 5 | - | 63 |
| Qrendi | T | - | 30 | 21 | 45 | 27 | 34 | 34 | 28 | 34 | 12 | 263 |
| | B | - | 11 | 11 | 16 | 9 | 17 | 19 | 12 | 20 | 4 | 119 |
| | G | - | 19 | 10 | 29 | 18 | 17 | 15 | 14 | 14 | 8 | 144 |
| Zurrieq | T | - | 113 | 142 | 157 | 171 | 169 | 170 | 163 | 171 | 86 | 1,342 |
| | B | - | 59 | 65 | 75 | 87 | 86 | 94 | 92 | 80 | 45 | 683 |
| | G | - | 54 | 77 | 82 | 84 | 83 | 76 | 71 | 91 | 41 | 659 |
| WESTERN | | | | | | | | | | | | |
| Zebbug | T | 15 | 163 | 172 | 166 | 165 | 166 | 199 | 151 | 145 | 63 | 1,405 |
| | B | 9 | 88 | 93 | 88 | 67 | 89 | 104 | 75 | 71 | 39 | 723 |
| | G | 6 | 75 | 79 | 78 | 98 | 77 | 95 | 76 | 74 | 24 | 682 |
| Siggiewi | T | - | 98 | 66 | 102 | 120 | 95 | 98 | 86 | 74 | 24 | 763 |
| | B | - | 41 | 30 | 63 | 58 | 60 | 32 | 36 | 43 | 12 | 375 |
| | G | - | 57 | 36 | 39 | 62 | 35 | 66 | 50 | 31 | 12 | 388 |
| Dingli | T | 2 | 28 | 33 | 27 | 41 | 36 | 47 | 28 | 49 | 24 | 315 |
| | B | - | 18 | 20 | 14 | 17 | 20 | 23 | 21 | 28 | 9 | 170 |
| | G | 2 | 10 | 13 | 13 | 24 | 16 | 24 | 7 | 21 | 15 | 145 |
| Lija | T | - | 47 | 60 | 59 | 59 | 63 | 77 | 66 | 65 | 32 | 528 |
| | B | - | 20 | 36 | 30 | 27 | 42 | 37 | 36 | 36 | 19 | 283 |
| | G | - | 27 | 24 | 29 | 32 | 21 | 40 | 30 | 29 | 13 | 245 |
| Attard | T | 4 | 23 | 14 | 24 | 20 | 22 | 19 | 22 | 12 | 4 | 164 |
| | B | 2 | 9 | 6 | 12 | 11 | 14 | 6 | 14 | 12 | 3 | 89 |
| | G | 2 | 14 | 8 | 12 | 9 | 8 | 13 | 8 | - | 1 | 75 |

4 (CONTD.) PUPILS CLASSIFIED BY LOCALITY OF SCHOOL, AGE AND SEX: 30TH JUNE, 1968

| Locality | | Age | | | | | | | | | | Total |
|---|---|---|---|---|---|---|---|---|---|---|---|---|
| | | 5 | 6 | 7 | 8 | 9 | 10 | 11 | 12 | 13 | 14 & Over | |
| **WESTERN (CONTD.)** | | | | | | | | | | | | |
| Rabat | T | 1 | 135 | 237 | 235 | 188 | 200 | 226 | 197 | 204 | 74 | 1,697 |
| | B | - | 76 | 119 | 124 | 97 | 114 | 102 | 112 | 83 | 52 | 879 |
| | G | 1 | 59 | 118 | 111 | 91 | 86 | 124 | 85 | 121 | 22 | 818 |
| Mtahleb | T | 1 | 3 | 11 | 12 | 11 | 13 | 10 | 9 | 18 | 5 | 93 |
| | B | - | - | 4 | 5 | 2 | 8 | 7 | 7 | 10 | 2 | 45 |
| | G | 1 | 3 | 7 | 7 | 9 | 5 | 3 | 2 | 8 | 3 | 48 |
| Bahrija | T | - | 4 | 9 | 7 | 9 | 15 | 10 | 6 | 13 | 3 | 76 |
| | B | - | 2 | 6 | 3 | 3 | 5 | 5 | 5 | 7 | 2 | 38 |
| | G | - | 2 | 3 | 4 | 6 | 10 | 5 | 1 | 6 | 1 | 38 |
| Fawwara | T | - | 4 | 4 | 1 | 3 | 2 | 4 | 2 | 2 | - | 22 |
| | B | - | 1 | 3 | - | 2 | 1 | 3 | 2 | 2 | - | 14 |
| | G | - | 3 | 1 | 1 | 1 | 1 | 1 | - | - | - | 8 |
| Ghamieri | T | - | 3 | 9 | 5 | 4 | 10 | 10 | 11 | 7 | 10 | 69 |
| | B | - | 1 | 1 | 2 | 2 | 2 | 3 | 5 | 3 | 4 | 23 |
| | G | - | 2 | 8 | 3 | 2 | 8 | 7 | 6 | 4 | 6 | 46 |
| **NORTHERN** | | | | | | | | | | | | |
| Naxxar | T | - | 81 | 93 | 77 | 102 | 86 | 74 | 54 | 65 | 30 | 662 |
| | B | - | 40 | 47 | 36 | 60 | 43 | 32 | 25 | 24 | 22 | 329 |
| | G | - | 41 | 46 | 41 | 42 | 43 | 42 | 29 | 41 | 8 | 333 |
| Gharghur | T | - | 35 | 34 | 33 | 48 | 46 | 30 | 33 | 43 | 14 | 316 |
| | B | - | 15 | 18 | 18 | 26 | 21 | 11 | 14 | 24 | 7 | 154 |
| | G | - | 20 | 16 | 15 | 22 | 25 | 19 | 19 | 19 | 7 | 162 |
| Mellieha | T | - | 68 | 93 | 77 | 91 | 71 | 98 | 68 | 79 | 19 | 664 |
| | B | - | 35 | 43 | 39 | 45 | 32 | 45 | 37 | 42 | 13 | 331 |
| | G | - | 33 | 50 | 38 | 46 | 39 | 53 | 31 | 37 | 6 | 333 |
| St Paul's Bay | T | - | 30 | 73 | 66 | 47 | 63 | 62 | 67 | 52 | 29 | 489 |
| | B | - | 19 | 31 | 41 | 28 | 28 | 31 | 35 | 32 | 19 | 264 |
| | G | - | 11 | 42 | 25 | 19 | 35 | 31 | 32 | 20 | 10 | 225 |
| Mosta | T | - | 118 | 130 | 157 | 162 | 162 | 148 | 100 | 68 | 24 | 1,069 |
| | B | - | 53 | 58 | 83 | 66 | 93 | 83 | 44 | 38 | 14 | 530 |
| | G | - | 65 | 72 | 74 | 96 | 69 | 65 | 56 | 32 | 10 | 539 |
| Mgarr | T | - | 28 | 58 | 43 | 48 | 42 | 38 | 47 | 50 | 26 | 380 |
| | B | - | 20 | 31 | 29 | 22 | 22 | 18 | 26 | 24 | 13 | 205 |
| | G | - | 8 | 27 | 14 | 26 | 20 | 20 | 21 | 26 | 13 | 175 |
| **GOZO** | | | | | | | | | | | | |
| Gharb | T | 5 | 22 | 42 | 26 | 16 | 25 | 10 | 12 | 12 | 1 | 171 |
| | B | 2 | 11 | 21 | 8 | 7 | 14 | 7 | 5 | 6 | 1 | 82 |
| | G | 3 | 11 | 21 | 18 | 9 | 11 | 3 | 7 | 6 | - | 89 |

4 (CONTD.) PUPILS CLASSIFIED BY LOCALITY OF SCHOOL, AGE AND SEX: 30TH JUNE, 1968

| Locality | | Age | | | | | | | | | | Total |
|---|---|---|---|---|---|---|---|---|---|---|---|---|
| | | 5 | 6 | 7 | 8 | 9 | 10 | 11 | 12 | 13 | 14 & Over | |
| GOZO (CONTD.) | | | | | | | | | | | | |
| Ghasri | T | 4 | 16 | 4 | 4 | 8 | 9 | 4 | 6 | 5 | 4 | 54 |
| | B | - | 3 | 2 | 3 | 5 | 4 | 3 | 3 | 2 | 4 | 29 |
| | G | 4 | 3 | 2 | 1 | 3 | 5 | 1 | 3 | 3 | - | 25 |
| Zebbug | T | - | 28 | 20 | 28 | 21 | 20 | 18 | 15 | 10 | 1 | 161 |
| | B | - | 12 | 8 | 15 | 9 | 6 | 6 | 8 | 7 | 1 | 72 |
| | G | - | 16 | 12 | 13 | 12 | 14 | 12 | 7 | 3 | - | 89 |
| Xaghra | T | - | 62 | 72 | 78 | 90 | 75 | 84 | 75 | 63 | 33 | 632 |
| | B | - | 42 | 35 | 36 | 42 | 31 | 36 | 37 | 31 | 12 | 302 |
| | G | - | 20 | 37 | 42 | 48 | 44 | 48 | 38 | 32 | 21 | 330 |
| San Lawrenz | T | - | 13 | 13 | 13 | 12 | 8 | 11 | 5 | 3 | - | 78 |
| | B | - | 6 | 4 | 6 | 5 | 5 | 6 | 5 | 2 | - | 39 |
| | G | - | 7 | 9 | 7 | 7 | 3 | 5 | - | 1 | - | 39 |
| Kercem | T | 11 | 30 | 34 | 32 | 29 | 40 | 21 | 25 | 19 | 3 | 244 |
| | B | 8 | 13 | 19 | 20 | 10 | 21 | 8 | 17 | 9 | 3 | 128 |
| | G | 3 | 17 | 15 | 12 | 19 | 19 | 13 | 8 | 10 | - | 116 |
| Victoria | T | 25 | 133 | 117 | 115 | 130 | 115 | 120 | 83 | 85 | 28 | 951 |
| | B | 20 | 72 | 60 | 55 | 60 | 59 | 55 | 43 | 39 | 19 | 482 |
| | G | 5 | 61 | 57 | 60 | 70 | 56 | 65 | 40 | 46 | 9 | 469 |
| Nadur | T | - | 89 | 73 | 93 | 67 | 80 | 100 | 95 | 78 | 28 | 703 |
| | B | - | 54 | 38 | 51 | 31 | 37 | 56 | 55 | 41 | 23 | 386 |
| | G | - | 35 | 35 | 42 | 36 | 43 | 44 | 40 | 37 | 5 | 317 |
| Qala | T | 4 | 30 | 30 | 28 | 41 | 29 | 25 | 31 | 22 | 6 | 246 |
| | B | 3 | 18 | 14 | 12 | 25 | 13 | 16 | 11 | 9 | 4 | 125 |
| | G | 1 | 12 | 16 | 16 | 16 | 16 | 9 | 20 | 13 | 2 | 121 |
| Sannat | T | 15 | 37 | 57 | 37 | 64 | 46 | 52 | 38 | 46 | 2 | 394 |
| | B | 6 | 16 | 34 | 13 | 29 | 21 | 32 | 22 | 17 | 1 | 191 |
| | G | 9 | 21 | 23 | 24 | 35 | 25 | 20 | 16 | 29 | 1 | 203 |
| Xewkija | T | 8 | 50 | 53 | 90 | 112 | 92 | 79 | 66 | 64 | 39 | 653 |
| | B | - | 27 | 28 | 49 | 50 | 46 | 32 | 32 | 35 | 29 | 328 |
| | G | 8 | 23 | 25 | 41 | 62 | 46 | 47 | 34 | 29 | 10 | 325 |
| Ghajnsielem | T | 8 | 36 | 50 | 44 | 39 | 39 | 50 | 37 | 34 | 11 | 348 |
| | B | 4 | 15 | 23 | 20 | 20 | 19 | 23 | 21 | 20 | 10 | 175 |
| | G | 4 | 21 | 27 | 24 | 19 | 20 | 27 | 16 | 14 | 1 | 173 |

## 5. SUMMARY TABLE OF PUPILS BY AGE AND SEX: 30TH JUNE, 1968

| Age | Number | | | Per Cent | | |
|---|---|---|---|---|---|---|
| | Total | Boys | Girls | Total | Boys | Girls |
| | **MALTESE ISLANDS** | | | | | |
| 5 | 158 | 90 | 68 | 0.4 | 0.4 | 0.3 |
| 6 | 4,221 | 2,132 | 2,089 | 9.8 | 9.6 | 10.0 |
| 7 | 4,974 | 2,524 | 2,450 | 11.6 | 11.4 | 11.7 |
| 8 | 5,417 | 2,728 | 2,689 | 12.6 | 12.3 | 12.8 |
| 9 | 5,478 | 2,734 | 2,744 | 12.7 | 12.4 | 13.1 |
| 10 | 5,646 | 2,869 | 2,777 | 13.1 | 13.0 | 13.2 |
| 11 | 5,639 | 2,854 | 2,785 | 13.1 | 12.9 | 13.3 |
| 12 | 4,932 | 2,593 | 2,339 | 11.5 | 11.7 | 11.2 |
| 13 | 4,425 | 2,269 | 2,156 | 10.3 | 10.3 | 10.3 |
| 14 & Over | 2,138 | 1,283 | 855 | 4.9 | 6.0 | 4.1 |
| TOTAL | 43,028 | 22,076 | 20,952 | 100.0 | 100.0 | 100.0 |
| | **MALTA** | | | | | |
| 5 | 78 | 47 | 31 | 0.2 | 0.2 | 0.2 |
| 6 | 3,685 | 1,843 | 1,842 | 9.6 | 9.3 | 9.9 |
| 7 | 4,409 | 2,238 | 2,171 | 11.5 | 11.3 | 11.6 |
| 8 | 4,829 | 2,440 | 2,389 | 12.6 | 12.4 | 12.8 |
| 9 | 4,849 | 2,441 | 2,408 | 12.6 | 12.4 | 12.9 |
| 10 | 5,068 | 2,593 | 2,475 | 13.2 | 13.1 | 13.3 |
| 11 | 5,065 | 2,574 | 2,491 | 13.2 | 13.1 | 13.3 |
| 12 | 4,444 | 2,334 | 2,110 | 11.5 | 11.8 | 11.3 |
| 13 | 3,984 | 2,051 | 1,933 | 10.4 | 10.4 | 10.4 |
| 14 & Over | 1,982 | 1,176 | 806 | 5.2 | 6.0 | 4.3 |
| TOTAL | 38,393 | 19,737 | 18,656 | 100.0 | 100.0 | 100.0 |
| | **GOZO** | | | | | |
| 5 | 80 | 43 | 37 | 1.7 | 1.8 | 1.6 |
| 6 | 536 | 289 | 247 | 11.6 | 12.3 | 10.7 |
| 7 | 565 | 286 | 279 | 12.2 | 12.2 | 12.2 |
| 8 | 588 | 288 | 300 | 12.7 | 12.3 | 13.1 |
| 9 | 629 | 293 | 336 | 13.6 | 12.5 | 14.6 |
| 10 | 578 | 276 | 302 | 12.5 | 11.8 | 13.2 |
| 11 | 574 | 280 | 294 | 12.4 | 12.0 | 12.8 |
| 12 | 488 | 259 | 229 | 10.5 | 11.2 | 10.0 |
| 13 | 441 | 218 | 223 | 9.5 | 9.3 | 9.7 |
| 14 & Over | 156 | 107 | 49 | 3.3 | 4.6 | 2.1 |
| TOTAL | 4,635 | 2,339 | 2,296 | 100.0 | 100.0 | 100.0 |

6. NUMBER OF PUPILS CLASSIFIED BY THE TYPE OF SCHOOL, AGE AND SEX: 30TH JUNE, 1968

| Type of School | | Age | | | | | | | | | | Total |
|---|---|---|---|---|---|---|---|---|---|---|---|---|
| | | 5 | 6 | 7 | 8 | 9 | 10 | 11 | 12 | 13 | 14 & Over | |
| MALTESE ISLANDS | T | 158 | 4,221 | 4,974 | 5,417 | 5,478 | 5,646 | 5,639 | 4,932 | 4,425 | 2,138 | 43,028 |
| | B | 90 | 2,132 | 2,524 | 2,728 | 2,734 | 2,869 | 2,854 | 2,593 | 2,269 | 1,283 | 22,076 |
| | G | 68 | 2,089 | 2,450 | 2,689 | 2,744 | 2,777 | 2,785 | 2,339 | 2,156 | 855 | 20,952 |
| MALTA | T | 78 | 3,685 | 4,409 | 4,829 | 4,849 | 5,068 | 5,065 | 4,444 | 3,984 | 1,982 | 38,393 |
| | B | 47 | 1,843 | 2,238 | 2,440 | 2,441 | 2,595 | 2,574 | 2,334 | 2,051 | 1,176 | 19,737 |
| | G | 31 | 1,842 | 2,171 | 2,389 | 2,408 | 2,473 | 2,491 | 2,110 | 1,933 | 806 | 18,656 |
| GOZO | T | 80 | 536 | 565 | 588 | 629 | 578 | 574 | 488 | 441 | 156 | 4,635 |
| | B | 43 | 289 | 286 | 288 | 293 | 276 | 280 | 259 | 218 | 107 | 2,339 |
| | G | 37 | 247 | 279 | 300 | 336 | 302 | 294 | 229 | 223 | 49 | 2,296 |
| BOYS | | | | | | | | | | | | |
| Malta | T | - | 3 | 246 | 1,416 | 1,879 | 2,097 | 2,086 | 1,937 | 1,690 | 1,017 | 12,371 |
| | B | - | 3 | 246 | 1,416 | 1,879 | 2,097 | 2,086 | 1,937 | 1,690 | 1,017 | 12,371 |
| | G | - | - | - | - | - | - | - | - | - | - | - |
| Gozo | T | - | - | 38 | 143 | 170 | 173 | 179 | 167 | 146 | 83 | 1,099 |
| | B | - | - | 38 | 143 | 170 | 173 | 179 | 167 | 146 | 83 | 1,099 |
| | G | - | - | - | - | - | - | - | - | - | - | - |
| GIRLS | | | | | | | | | | | | |
| Malta | T | - | - | 184 | 859 | 1,042 | 1,150 | 1,176 | 972 | 933 | 358 | 6,674 |
| | B | - | - | - | - | - | - | - | - | - | - | - |
| | G | - | - | 184 | 859 | 1,042 | 1,150 | 1,176 | 972 | 933 | 358 | 6,674 |
| INFANTS | | | | | | | | | | | | |
| Malta | T | 19 | 1,682 | 1,741 | 647 | 155 | 19 | 4 | 1 | - | - | 4,268 |
| | B | 9 | 870 | 921 | 358 | 88 | 9 | 3 | 1 | - | - | 2,259 |
| | G | 10 | 812 | 820 | 289 | 67 | 10 | 1 | - | - | - | 2,009 |
| GIRLS/INFANTS | | | | | | | | | | | | |
| Malta | T | 45 | 1,486 | 1,559 | 1,178 | 1,033 | 1,052 | 1,042 | 920 | 768 | 348 | 9,431 |
| | B | 33 | 687 | 660 | 215 | 43 | 17 | 4 | 19 | 2 | - | 1,680 |
| | G | 12 | 799 | 899 | 963 | 990 | 1,035 | 1,038 | 901 | 766 | 348 | 7,751 |
| Gozo | T | 33 | 334 | 277 | 233 | 229 | 189 | 204 | 152 | 144 | 45 | 1,840 |
| | B | 20 | 195 | 123 | 48 | 13 | - | - | - | - | - | 399 |
| | G | 13 | 139 | 154 | 185 | 216 | 189 | 204 | 152 | 144 | 45 | 1,441 |

6 (Contd) NUMBER OF PUPILS CLASSIFIED BY TYPE OF SCHOOL, AGE AND SEX: 30TH JUNE, 1968

| Type of School | | Age | | | | | | | | | | Total |
|---|---|---|---|---|---|---|---|---|---|---|---|---|
| | | 5 | 6 | 7 | 8 | 9 | 10 | 11 | 12 | 13 | 14 & Over | |
| BOYS/INFANTS | | | | | | | | | | | | |
| Malta | T | - | 26 | 123 | 153 | 145 | 158 | 164 | 102 | 80 | 51 | 1,002 |
| | B | - | 26 | 123 | 153 | 145 | 158 | 164 | 102 | 80 | 51 | 1,002 |
| | G | - | - | - | - | - | - | - | - | - | - | |
| BOYS/GIRLS/INFANTS | | | | | | | | | | | | |
| Malta | T | 14 | 488 | 556 | 576 | 595 | 592 | 593 | 512 | 513 | 208 | 4,647 |
| | B | 5 | 257 | 288 | 298 | 286 | 312 | 317 | 275 | 279 | 108 | 2,425 |
| | G | 9 | 231 | 268 | 278 | 309 | 280 | 276 | 237 | 234 | 100 | 2,222 |
| Gozo | T | 47 | 202 | 250 | 212 | 230 | 216 | 191 | 169 | 151 | 28 | 1,696 |
| | B | 23 | 94 | 125 | 97 | 110 | 103 | 101 | 92 | 72 | 24 | 841 |
| | G | 24 | 108 | 125 | 115 | 120 | 113 | 90 | 77 | 79 | 4 | 855 |

7. PUPILS UNDER AND OVER 10 YEARS OF AGE BY TYPE OF SCHOOL AND SEX: 30TH JUNE, 1968

| Type of School | 5 to 9 years | | | | 10 years and over | | | | No. of Schools |
|---|---|---|---|---|---|---|---|---|---|
| | Boys | | Girls | | Boys | | Girls | | |
| | Number | % | Number | % | Number | % | Number | % | |
| Boys | 3,895 | 38.2 | - | - | 9,575 | 80.7 | - | - | 32 |
| Girls | - | - | 2,085 | 20.8 | - | - | 4,589 | 42.1 | 12 |
| Infants | 2,246 | 22.0 | 1,998 | 19.9 | 13 | 0.1 | 11 | 0.1 | 11 |
| Girls/Infants | 2,037 | 19.9 | 4,370 | 43.5 | 42 | 0.4 | 4,822 | 44.2 | 27 |
| Boys/Infants | 447 | 4.4 | - | - | 555 | 4.6 | - | - | 3 |
| Boys/Girls/Infants | 1,583 | 15.5 | 1,587 | 15.8 | 1,683 | 14.2 | 1,490 | 13.6 | 28 |
| TOTAL | 10,208 | 100.0 | 10,040 | 100.0 | 11,868 | 100.0 | 10,912 | 100.0 | 113 |

8. NUMBER OF PUPILS CLASSIFIED BY CLASS, SEX AND AGE: 30TH JUNE, 1968

| Class & Sex | | Age | | | | | | | | | | All Ages |
|---|---|---|---|---|---|---|---|---|---|---|---|---|
| | | 5 | 6 | 7 | 8 | 9 | 10 | 11 | 12 | 13 | 14 & Over | |
| Maltese Islands | | 158 | 4,221 | 4,974 | 5,417 | 5,478 | 5,646 | 5,639 | 4,932 | 4,425 | 2,138 | 43,028 |
| Malta | | 78 | 3,685 | 4,409 | 4,829 | 4,849 | 5,068 | 5,065 | 4,444 | 3,984 | 1,982 | 38,393 |
| Gozo | | 80 | 536 | 565 | 588 | 629 | 578 | 574 | 488 | 441 | 156 | 4,635 |
| MALTA | | | | | | | | | | | | |
| INFANTS: | | | | | | | | | | | | |
| Stage I | T | 77 | 2,815 | 842 | 150 | 18 | 1 | - | 1 | - | - | 3,904 |
| | B | 47 | 1,437 | 472 | 95 | 10 | 1 | - | 1 | - | - | 2,063 |
| | G | 30 | 1,378 | 370 | 55 | 8 | - | - | - | - | - | 1,841 |
| Stage II | T | 1 | 847 | 2,888 | 1,139 | 290 | 44 | 6 | 2 | 1 | - | 5,218 |
| | B | - | 383 | 1,467 | 609 | 151 | 23 | 3 | 1 | 1 | - | 2,638 |
| | G | 1 | 464 | 1,421 | 530 | 139 | 21 | 3 | 1 | - | - | 2,580 |
| PRIMARY: | | | | | | | | | | | | |
| Standard I | T | - | 25 | 668 | 2,811 | 1,382 | 461 | 111 | 23 | 6 | - | 5,485 |
| | B | - | 23 | 290 | 1,390 | 749 | 251 | 63 | 13 | 3 | - | 2,782 |
| | G | - | - | 378 | 1,421 | 633 | 210 | 48 | 10 | 3 | - | 2,703 |
| Standard II | T | - | - | 10 | 722 | 2,606 | 1,447 | 621 | 215 | 49 | 17 | 5,687 |
| | B | - | - | 8 | 341 | 1,270 | 732 | 314 | 118 | 26 | 9 | 2,818 |
| | G | - | - | 2 | 381 | 1,336 | 715 | 307 | 97 | 23 | 8 | 2,869 |
| Standard III | T | - | - | 1 | 7 | 538 | 2,524 | 1,597 | 665 | 256 | 36 | 5,624 |
| | B | - | - | 1 | 5 | 260 | 1,309 | 860 | 345 | 142 | 16 | 2,938 |
| | G | - | - | - | 2 | 278 | 1,215 | 737 | 320 | 114 | 20 | 2,686 |
| Standard IV | T | - | - | - | - | 14 | 581 | 2,323 | 1,730 | 772 | 190 | 5,610 |
| | B | - | - | - | - | 1 | 273 | 1,157 | 950 | 409 | 113 | 2,903 |
| | G | - | - | - | - | 13 | 308 | 1,166 | 780 | 363 | 77 | 2,707 |

8. (Contd.) NUMBER OF PUPILS CLASSIFIED BY CLASS, SEX AND AGE: 30TH JUNE, 1968

| Class & Sex | | Age | | | | | | | | | | All Ages |
|---|---|---|---|---|---|---|---|---|---|---|---|---|
| | | 5 | 6 | 7 | 8 | 9 | 10 | 11 | 12 | 13 | 14 & Over | |
| MALTA (CONTD.): | | | | | | | | | | | | |
| Standard V | T | - | - | - | - | 1 | 9 | 404 | 1,641 | 1,790 | 455 | 4,300 |
| | B | - | - | - | - | - | 4 | 177 | 827 | 907 | 270 | 2,185 |
| | G | - | - | - | - | 1 | 5 | 227 | 814 | 883 | 185 | 2,115 |
| Standard VI | T | - | - | - | - | - | 1 | 3 | 167 | 1,095 | 1,027 | 2,293 |
| | B | - | - | - | - | - | - | - | 79 | 555 | 561 | 1,195 |
| | G | - | - | - | - | - | 1 | 3 | 88 | 540 | 466 | 1,098 |
| Standard VII | T | - | - | - | - | - | - | - | - | 15 | 257 | 272 |
| | B | - | - | - | - | - | - | - | - | 8 | 207 | 215 |
| | G | - | - | - | - | - | - | - | - | 7 | 50 | 57 |
| GOZO | | | | | | | | | | | | |
| INFANTS: | | | | | | | | | | | | |
| Stage I | T | 80 | 392 | 38 | 4 | - | - | - | - | - | - | 514 |
| | B | 43 | 240 | 18 | - | - | - | - | - | - | - | 301 |
| | G | 37 | 152 | 20 | 4 | - | - | - | - | - | - | 213 |
| Stage II | T | - | 144 | 395 | 106 | 25 | 1 | - | 1 | - | - | 672 |
| | B | - | 49 | 206 | 60 | 16 | 1 | - | - | - | - | 332 |
| | G | - | 95 | 189 | 46 | 9 | - | - | 1 | - | - | 340 |
| PRIMARY: | | | | | | | | | | | | |
| Standard I | T | - | - | 132 | 387 | 130 | 22 | 6 | 2 | 1 | - | 680 |
| | B | - | - | 62 | 185 | 73 | 20 | 5 | 1 | 1 | - | 347 |
| | G | - | - | 70 | 202 | 57 | 2 | 1 | 1 | - | - | 333 |
| Standard II | T | - | - | - | 89 | 370 | 118 | 52 | 11 | 3 | 1 | 644 |
| | B | - | - | - | 42 | 161 | 71 | 25 | 6 | 1 | 1 | 307 |
| | G | - | - | - | 47 | 209 | 47 | 27 | 5 | 2 | - | 337 |
| Standard III | T | - | - | - | 2 | 104 | 364 | 123 | 43 | 9 | 2 | 647 |
| | B | - | - | - | 1 | 43 | 166 | 67 | 30 | 8 | 2 | 317 |
| | G | - | - | - | 1 | 61 | 198 | 56 | 13 | 1 | - | 330 |
| Standard IV | T | - | - | - | - | - | 73 | 351 | 123 | 59 | 3 | 609 |
| | B | - | - | - | - | - | 18 | 168 | 74 | 32 | 3 | 295 |
| | G | - | - | - | - | - | 55 | 183 | 49 | 27 | - | 314 |
| Standard V | T | - | - | - | - | - | - | 41 | 287 | 186 | 41 | 555 |
| | B | - | - | - | - | - | - | 15 | 140 | 83 | 23 | 261 |
| | G | - | - | - | - | - | - | 26 | 147 | 103 | 18 | 294 |
| Standard VI | T | - | - | - | - | - | - | 1 | 21 | 182 | 89 | 293 |
| | B | - | - | - | - | - | - | - | 8 | 93 | 65 | 166 |
| | G | - | - | - | - | - | - | 1 | 13 | 89 | 24 | 127 |
| Standard VII | T | - | - | - | - | - | - | - | - | 1 | 20 | 21 |
| | B | - | - | - | - | - | - | - | - | - | 13 | 13 |
| | G | - | - | - | - | - | - | - | - | 1 | 7 | 8 |

9. PUPILS CLASSIFIED BY LOCALITY OF SCHOOL, CLASS, SEX AND FOREIGN LANGUAGES TAKEN IN ADDITION TO ENGLISH, 1967/68

| Locality | | Std. IV | | Std. V | | Std. VI | | Std. VII | |
|---|---|---|---|---|---|---|---|---|---|
| | | Boys | Girls | Boys | Girls | Boys | Girls | Boys | Girls |
| Maltese Islands | Italian | 2,108 | 2,499 | 1,664 | 1,843 | 642 | 647 | 60 | 8 |
| | French | 20 | 53 | 24 | 118 | 12 | 24 | - | - |
| Malta | Italian | 1,913 | 2,256 | 1,529 | 1,620 | 549 | 527 | 60 | - |
| | French | 20 | 53 | 24 | 93 | 12 | 24 | - | - |
| Gozo | Italian | 191 | 243 | 135 | 223 | 93 | 120 | - | 8 |
| | French | - | - | - | 25 | - | - | - | - |
| Valletta | Italian | 88 | 97 | 84 | 73 | 46 | - | - | - |
| | French | - | - | - | - | - | - | - | - |
| Floriana | Italian | 41 | 49 | 37 | 45 | - | 28 | - | - |
| | French | 3 | - | 14 | - | - | - | - | - |
| Marsa | Italian | 101 | 104 | 45 | 89 | 37 | 18 | - | - |
| | French | - | - | - | - | - | - | - | - |
| Senglea | Italian | 51 | 48 | 45 | 38 | - | 12 | - | - |
| | French | - | - | - | - | - | - | - | - |
| Cospicua | Italian | 46 | 76 | 57 | 23 | 15 | 9 | - | - |
| | French | - | 2 | - | 21 | - | 4 | - | - |
| Vittoriosa | Italian | 19 | 49 | 23 | 20 | - | - | - | - |
| | French | - | - | - | - | - | - | - | - |
| Kalkara | Italian | 18 | 18 | 9 | 11 | 11 | - | - | - |
| | French | - | - | - | - | - | - | - | - |
| Paola | Italian | 125 | 112 | 72 | 77 | 24 | - | - | - |
| | French | - | 8 | - | 9 | - | - | - | - |
| Sliema | Italian | 65 | 52 | 82 | 42 | 21 | - | - | - |
| | French | 7 | - | 3 | - | - | - | - | - |
| Gzira | Italian | 51 | 72 | 45 | 61 | - | - | - | - |
| | French | - | - | - | - | - | - | - | - |
| Msida | Italian | 23 | 21 | 17 | 63 | - | 35 | - | - |
| | French | - | - | - | - | - | - | - | - |
| Hamrun | Italian | 190 | 177 | 138 | 112 | 47 | 61 | - | - |
| | French | - | - | - | - | - | - | - | - |
| Pieta | Italian | 22 | 17 | 12 | 10 | - | - | - | - |
| | French | - | - | - | - | - | - | - | - |
| Zabbar | Italian | 70 | 75 | 61 | 48 | 24 | 10 | - | - |
| | French | 10 | 3 | 5 | - | - | 1 | 1 | - |
| Fgura | Italian | 15 | 14 | 10 | 10 | - | - | - | - |
| | French | - | - | - | - | - | - | - | - |
| Tarxien | Italian | 47 | 44 | 23 | 33 | - | - | - | - |
| | French | - | - | - | - | - | - | - | - |
| Luqa | Italian | 45 | 48 | 35 | 32 | - | - | - | - |
| | French | - | - | - | - | - | - | - | - |
| Qormi | Italian | 138 | 168 | 93 | 161 | 20 | 80 | 1 | - |
| | French | - | - | - | - | - | - | - | - |

9. (CONTD.) PUPILS CLASSIFIED BY LOCALITY OF SCHOOL, CLASS, SEX AND FOREIGN LANGUAGES TAKEN IN ADDITION TO ENGLISH, 1967/68

| Locality | | Std. IV | | Std. V | | Std. VI | | Std. VII | |
|---|---|---|---|---|---|---|---|---|---|
| | | Boys | Girls | Boys | Girls | Boys | Girls | Boys | Girls |
| Birkirkara | Italian | 113 | 129 | 75 | 75 | 42 | 32 | 36 | - |
| | French | - | - | - | - | - | - | - | - |
| St Julians | Italian | 23 | 27 | 20 | 24 | 14 | 19 | - | - |
| | French | - | 17 | - | 45 | - | - | - | - |
| San Gwann | Italian | - | - | 16 | - | 9 | - | - | - |
| | French | - | - | - | - | - | - | - | - |
| Sta Venera | Italian | 35 | 20 | 16 | 17 | - | - | - | - |
| | French | - | - | - | - | - | - | - | - |
| Marsaskala | Italian | 9 | 10 | 8 | 10 | - | - | - | - |
| | French | - | - | - | - | - | - | - | - |
| Gudja | Italian | 12 | 7 | 11 | 13 | 4 | 12 | - | - |
| | French | - | - | - | - | - | - | - | - |
| Ghaxaq | Italian | 47 | 42 | 46 | 17 | 16 | 20 | - | - |
| | French | - | - | - | - | - | - | - | - |
| Zejtun | Italian | 50 | 107 | 46 | 42 | 24 | - | - | - |
| | French | - | 1 | - | 2 | 12 | - | - | - |
| Marsaxlokk | Italian | - | 10 | - | - | - | - | - | - |
| | French | - | - | - | - | - | - | - | - |
| Birzebbugia | Italian | 24 | 46 | 31 | 40 | 22 | - | 7 | - |
| | French | - | - | - | 1 | - | 15 | - | - |
| Mqabba | Italian | 12 | 9 | 6 | 18 | - | - | - | - |
| | French | - | - | - | - | - | - | - | - |
| Kirkop | Italian | 9 | 11 | 8 | 12 | - | - | - | - |
| | French | - | - | - | - | - | - | - | - |
| Safi | Italian | 6 | 11 | - | - | 7 | 5 | - | - |
| | French | - | - | - | - | - | - | - | - |
| Qrendi | Italian | 19 | 19 | - | 11 | - | 4 | - | - |
| | French | - | - | - | - | - | - | - | - |
| Zurrieq | Italian | 59 | 64 | 44 | 47 | 29 | 16 | 16 | - |
| | French | - | 11 | - | - | - | 4 | - | - |
| Zebbug | Italian | 50 | 72 | 41 | 42 | 21 | 12 | - | - |
| | French | - | - | - | - | - | - | - | - |
| Siggiewi | Italian | 24 | 67 | 25 | 40 | 18 | - | - | - |
| | French | - | - | 2 | - | - | - | - | - |
| Dingli | Italian | 21 | 20 | 21 | - | 12 | - | - | - |
| | French | - | - | - | - | - | - | - | - |
| Lija | Italian | 24 | 35 | 23 | 36 | 15 | 17 | - | - |
| | French | - | - | - | - | - | - | - | - |
| Attard | Italian | 5 | 9 | 8 | 9 | - | - | - | - |
| | French | - | - | - | - | - | - | - | - |
| Rabat | Italian | 55 | 108 | 48 | 89 | 21 | 61 | - | - |
| | French | - | 11 | - | 4 | - | - | - | - |
| Mtahleb | Italian | - | - | - | - | 4 | 9 | - | - |
| | French | - | - | - | - | - | - | - | - |

9. (CONTD.) PUPILS CLASSIFIED BY LOCALITY OF SCHOOL, CLASS, SEX AND FOREIGN LANGUAGES TAKEN IN ADDITION TO ENGLISH, 1967/68

| Locality | | Std. IV | | Std. V | | Std. VI | | Std. VII | |
|---|---|---|---|---|---|---|---|---|---|
| | | Boys | Girls | Boys | Girls | Boys | Girls | Boys | Girls |
| Bahrija | Italian | - | - | 6 | 5 | - | - | - | - |
| | French | - | - | - | - | - | - | - | - |
| Fawwara | Italian | 6 | 1 | 1 | - | - | - | - | - |
| | French | - | - | - | - | - | - | - | - |
| Ghemieri | Italian | - | - | - | - | - | 7 | - | - |
| | French | - | - | - | - | - | - | - | - |
| Naxxar | Italian | 22 | 47 | 21 | 19 | - | 25 | - | - |
| | French | - | - | - | - | - | - | - | - |
| Gharghur | Italian | - | - | 8 | 6 | - | - | - | - |
| | French | - | - | - | - | - | - | - | - |
| Mellieha | Italian | 47 | 26 | 32 | 21 | 17 | 18 | - | - |
| | French | - | - | - | - | - | - | - | - |
| St Paul's Bay | Italian | 19 | 35 | 21 | 23 | 9 | 17 | - | - |
| | French | - | - | - | 11 | - | - | - | - |
| Mosta | Italian | 57 | 62 | 41 | 34 | 20 | - | - | - |
| | French | - | - | - | - | - | - | - | - |
| Mgarr | Italian | 10 | 21 | 18 | 22 | - | - | - | - |
| | French | - | - | - | - | - | - | - | - |
| Gozo | | | | | | | | | |
| Gharb | Italian | - | - | 6 | 5 | 3 | 4 | - | - |
| | French | - | - | - | - | - | - | - | - |
| Ghasri | Italian | 5 | 3 | 8 | 4 | - | - | - | - |
| | French | - | - | - | - | - | - | - | - |
| Zebbug | Italian | 11 | 18 | 8 | 4 | 5 | 3 | - | - |
| | French | - | - | - | - | - | - | - | - |
| Xaghra | Italian | 16 | 50 | - | 47 | - | 36 | - | 8 |
| | French | - | - | - | - | - | - | - | - |
| San Lawrenz | Italian | 6 | 3 | 6 | 3 | - | - | - | - |
| | French | - | - | - | - | - | - | - | - |
| Kercem | Italian | 17 | 17 | 14 | 12 | 8 | 6 | - | - |
| | French | - | - | - | - | - | - | - | - |
| Victoria | Italian | 24 | 15 | 16 | 41 | 14 | 18 | - | - |
| | French | - | - | - | - | - | - | - | - |
| Nadur | Italian | 56 | 22 | 25 | 35 | 39 | 14 | - | - |
| | French | - | - | - | - | - | - | - | - |
| Qala | Italian | 17 | 17 | 10 | 19 | 9 | - | - | - |
| | French | - | - | - | - | - | - | - | - |
| Sannat | Italian | 21 | 22 | 14 | - | 15 | 18 | - | - |
| | French | - | - | - | 25 | - | - | - | - |
| Xewkija | Italian | 18 | 52 | 16 | 37 | - | 10 | - | - |
| | French | - | - | - | - | - | - | - | - |
| Ghajnsielem | Italian | - | 24 | 13 | 16 | - | 11 | - | - |
| | French | - | - | - | - | - | - | - | - |

10. SUMMARY TABLE OF PUPILS IN INFANT AND PRIMARY SECTIONS: 30TH JUNE, 1968

| Section | Maltese Islands | | Malta | | Gozo | |
|---|---|---|---|---|---|---|
| | Number | Per Cent | Number | Per Cent | Number | Per Cent |
| Infants | 10,308 | 24.0 | 9,122 | 23.7 | 1,186 | 25.6 |
| Primary | 32,720 | 76.0 | 29,271 | 76.3 | 3,449 | 74.4 |
| TOTAL | 43,028 | 100.0 | 38,393 | 100.0 | 4,635 | 100.0 |

11. MEAN AGE OF PUPILS BY CLASS AND SEX: 1966/67 - 1967/68

| Class | 1966/67 | | | 1967/68 | | |
|---|---|---|---|---|---|---|
| | Total | Boys | Girls | Total | Boys | Girls |
| **MALTA** | | | | | | |
| Infants | | | | | | |
| Stage I | 6.4 | 6.4 | 6.4 | 6.3 | 6.3 | 6.3 |
| Stage II | 7.2 | 7.2 | 7.2 | 7.2 | 7.2 | 7.2 |
| Primary | | | | | | |
| Std. I | 8.4 | 8.5 | 8.4 | 8.4 | 8.4 | 8.3 |
| Std. II | 9.5 | 9.5 | 9.5 | 9.5 | 9.5 | 9.5 |
| Std. III | 10.6 | 10.7 | 10.6 | 10.6 | 10.6 | 10.6 |
| Std. IV | 11.6 | 11.6 | 11.6 | 11.6 | 11.6 | 11.5 |
| Std. V | 12.5 | 12.5 | 12.5 | 12.5 | 12.6 | 12.5 |
| Std. VI | 13.3 | 13.4 | 13.2 | 13.4 | 13.4 | 13.3 |
| Std. VII | 13.9 | 13.9 | 13.9 | 13.9 | 14.0 | 13.9 |
| **GOZO** | | | | | | |
| Infants | | | | | | |
| Stage I | 6.3 | 6.2 | 6.3 | 5.9 | 5.9 | 6.0 |
| Stage II | 7.5 | 7.1 | 7.7 | 7.0 | 7.1 | 6.9 |
| Primary | | | | | | |
| Std. I | 8.2 | 8.2 | 8.1 | 8.1 | 8.2 | 8.0 |
| Std. II | 9.3 | 9.4 | 9.2 | 9.3 | 9.3 | 9.2 |
| Std. III | 10.3 | 10.4 | 10.2 | 10.2 | 10.4 | 10.1 |
| Std. IV | 11.4 | 11.4 | 11.3 | 11.3 | 11.4 | 11.2 |
| Std. V | 12.4 | 12.4 | 12.4 | 12.4 | 12.4 | 12.4 |
| Std. VI | 13.0 | 13.1 | 13.0 | 13.2 | 13.3 | 13.1 |
| Std. VII | 14.0 | 14.0 | 14.0 | 14.0 | 14.0 | 13.9 |

12. NUMBER OF BOYS', GIRLS' AND MIXED CLASSES: 30TH JUNE, 1968

| Class | | Number of Classes | | | |
|---|---|---|---|---|---|
| | | Total | Boys' | Girls' | Mixed |
| MALTESE ISLANDS | | 1,992 | 872 | 827 | 293 |
| MALTA | | 1,752 | 774 | 734 | 244 |
| GOZO | | 240 | 98 | 93 | 49 |
| MALTA: | | | | | |
| Infants: | Stage I | 163 | 36 | 29 | 98 |
| | Stage | 216 | 55 | 57 | 104 |
| Primary: | Standard I | 235 | 112 | 113 | 10 |
| | Standard II | 245 | 116 | 120 | 9 |
| | Standard III | 241 | 120 | 116 | 5 |
| | Standard IV | 259 | 130 | 120 | 9 |
| | Standard V | 227 | 113 | 109 | 5 |
| | Standard VI | 145 | 75 | 66 | 4 |
| | Standard VII | 21 | 17 | 4 | - |
| GOZO: | | | | | |
| Infants: | Stage I | 25 | 7 | 4 | 12 |
| | Stage II | 31 | 11 | 10 | 10 |
| Primary: | Standard I | 34 | 14 | 13 | 7 |
| | Standard II | 32 | 14 | 14 | 4 |
| | Standard III | 32 | 13 | 14 | 5 |
| | Standard IV | 30 | 12 | 13 | 5 |
| | Standard V | 32 | 14 | 14 | 4 |
| | Standard VI | 24 | 12 | 10 | 2 |
| | Standard VII | 2 | 1 | 1 | - |

GOVT. PRIMARY SCHOOLS

13. NUMBER OF CLASSES AND NUMBER OF PUPILS CLASSIFIED BY RANGE OF PUPILS IN SCHOOL AND CLASS: 30TH JUNE, 1968

| Classes | Number of Classes having the following number of Pupils | | | | | | | | | | | | Total No. of Classes | Total No. of Pupils | Average No. of Pupils per Class |
|---|---|---|---|---|---|---|---|---|---|---|---|---|---|---|---|
| | Under 20 | | 20 - 24 | | 25 - 29 | | 30 - 34 | | 35 - 39 | | 40 & Over | | | | |
| | No. of Classes | No. of Pupils | No. of Classes | No. of Pupils | No. of Classes | No. of Pupils | No. of Classes | No. of Pupils | No. of Classes | No. of Pupils | No. of Classes | No. of Pupils | | | |
| | All Schools | | | | | | | | | | | | | | |
| Stage I | 24 | 368 | 74 | 1,650 | 80 | 2,149 | 7 | 216 | 1 | 36 | - | - | 186 | 4,419 | 23.8 |
| Stage II | 21 | 337 | 104 | 2,336 | 118 | 3,093 | 4 | 122 | - | - | - | - | 247 | 5,888 | 23.8 |
| Standard I | 44 | 717 | 127 | 2,826 | 95 | 2,532 | 3 | 90 | - | - | - | - | 269 | 6,165 | 22.9 |
| Standard II | 58 | 967 | 110 | 2,458 | 103 | 2,724 | 6 | 181 | - | - | - | - | 277 | 6,330 | 22.9 |
| Standard III | 48 | 799 | 113 | 2,490 | 103 | 2,706 | 9 | 276 | - | - | - | - | 273 | 6,271 | 23.0 |
| Standard IV | 76 | 1,194 | 138 | 3,051 | 73 | 1,913 | 2 | 61 | - | - | - | - | 289 | 6,219 | 21.5 |
| Standard V | 128 | 1,902 | 105 | 2,279 | 24 | 613 | 2 | 64 | - | - | - | - | 259 | 4,858 | 18.8 |
| Standard VI | 136 | 1,821 | 23 | 485 | 7 | 184 | 3 | 95 | - | - | - | - | 169 | 2,585 | 15.3 |
| Standard VII | 20 | 227 | 3 | 66 | - | - | - | - | - | - | - | - | 23 | 293 | 12.7 |
| TOTAL | 555 | 8,332 | 797 | 17,641 | 603 | 15,914 | 36 | 1,105 | 1 | 36 | - | - | 1,992 | 43,028 | 21.6 |
| | Schools with under 200 Pupils | | | | | | | | | | | | | | |
| Stage I | 8 | 103 | - | - | 2 | 51 | - | - | - | - | - | - | 10 | 154 | 15.4 |
| Stage II | 6 | 78 | 4 | 81 | - | - | - | - | - | - | - | - | 10 | 159 | 15.9 |
| Standard I | 10 | 137 | 2 | 44 | - | - | - | - | - | - | - | - | 12 | 181 | 15.1 |
| Standard II | 10 | 136 | 3 | 64 | - | - | - | - | - | - | - | - | 13 | 200 | 15.4 |
| Standard III | 6 | 83 | 3 | 60 | - | - | - | - | - | - | - | - | 9 | 143 | 15.9 |
| Standard IV | 13 | 176 | 1 | 21 | - | - | - | - | - | - | - | - | 14 | 197 | 14.1 |
| Standard V | 10 | 117 | 1 | 23 | - | - | - | - | - | - | - | - | 11 | 140 | 12.7 |
| Standard VI | 8 | 93 | - | - | - | - | - | - | - | - | - | - | 8 | 93 | 11.6 |
| Standard VII | - | - | - | - | - | - | - | - | - | - | - | - | - | - | - |
| TOTAL | 71 | 923 | 14 | 293 | 2 | 51 | - | - | - | - | - | - | 87 | 1,267 | 14.6 |
| | Schools with 200 to 399 Pupils | | | | | | | | | | | | | | |
| Stage I | 11 | 174 | 45 | 1,003 | 33 | 887 | 4 | 126 | 1 | 36 | - | - | 94 | 2,226 | 23.7 |
| Stage II | 11 | 189 | 54 | 1,210 | 57 | 1,477 | 2 | 62 | - | - | - | - | 124 | 2,938 | 23.7 |
| Standard I | 25 | 414 | 53 | 1,156 | 19 | 506 | 1 | 30 | - | - | - | - | 98 | 2,106 | 21.5 |
| Standard II | 41 | 712 | 41 | 908 | 17 | 457 | 1 | 31 | - | - | - | - | 100 | 2,108 | 21.1 |
| Standard III | 32 | 536 | 50 | 1,088 | 19 | 494 | - | - | - | - | - | - | 101 | 2,118 | 21.0 |
| Standard IV | 46 | 746 | 48 | 1,059 | 8 | 211 | - | - | - | - | - | - | 102 | 2,016 | 19.8 |
| Standard V | 66 | 988 | 24 | 512 | 6 | 152 | - | - | - | - | - | - | 96 | 1,652 | 17.2 |
| Standard VI | 55 | 666 | 4 | 80 | 2 | 51 | 2 | 61 | - | - | - | - | 63 | 858 | 13.6 |
| Standard VII | 3 | 32 | - | - | - | - | - | - | - | - | - | - | 3 | 32 | 10.7 |
| TOTAL | 290 | 4,457 | 319 | 7,016 | 161 | 4,235 | 10 | 310 | 1 | 36 | - | - | 781 | 16,054 | 20.6 |

13. (CONTD.): NUMBER OF CLASSES AND NUMBER OF PUPILS CLASSIFIED BY RANGE OF PUPILS IN SCHOOL AND CLASS: 30TH JUNE, 1968

| Classes | Number of Classes having the following number of Pupils | | | | | | | | | | | | Total No. of Classes | Total No. of Pupils | Average No. of Pupils per Class |
|---|---|---|---|---|---|---|---|---|---|---|---|---|---|---|---|
| | Under 20 | | 20 - 24 | | 25 - 29 | | 30 - 34 | | 35 - 39 | | 40 & Over | | | | |
| | No. of Classes | No. of Pupils | No. of Classes | No. of Pupils | No. of Classes | No. of Pupils | No. of Classes | No. of Pupils | No. of Classes | No. of Pupils | No. of Classes | No. of Pupils | | | |
| | Schools with 400 to 599 Pupils | | | | | | | | | | | | | | |
| Stage I | 5 | 91 | 22 | 489 | 34 | 916 | 2 | 60 | - | - | - | - | 63 | 1,556 | 24.7 |
| Stage II | 3 | 51 | 36 | 816 | 47 | 1,234 | 1 | 30 | - | - | - | - | 87 | 2,131 | 24.5 |
| Standard I | 5 | 93 | 37 | 826 | 31 | 827 | - | - | - | - | - | - | 73 | 1,746 | 23.9 |
| Standard II | 5 | 83 | 38 | 844 | 29 | 771 | 5 | 150 | - | - | - | - | 77 | 1,848 | 24.0 |
| Standard III | 5 | 92 | 36 | 790 | 31 | 818 | 4 | 124 | - | - | - | - | 76 | 1,823 | 24.0 |
| Standard IV | 8 | 124 | 53 | 1,180 | 20 | 523 | 1 | 31 | - | - | - | - | 82 | 1,858 | 22.7 |
| Standard V | 33 | 521 | 39 | 834 | 5 | 130 | 1 | 31 | - | - | - | - | 78 | 1,516 | 19.4 |
| Standard VI | 40 | 562 | 6 | 126 | 2 | 55 | - | - | - | - | - | - | 48 | 743 | 15.5 |
| Standard VII | 3 | 22 | 2 | 45 | - | - | - | - | - | - | - | - | 5 | 67 | 13.4 |
| TOTAL | 107 | 1,638 | 269 | 5,950 | 199 | 5,274 | 14 | 426 | - | - | - | - | 589 | 13,288 | 22.6 |
| | Schools with 600 to 799 Pupils | | | | | | | | | | | | | | |
| Standard I | - | - | 7 | 158 | 11 | 295 | 1 | 30 | - | - | - | - | 19 | 483 | 25.4 |
| Standard II | 1 | 19 | 10 | 229 | 14 | 382 | 1 | 30 | - | - | - | - | 26 | 660 | 25.4 |
| Standard I | 3 | 54 | 32 | 736 | 35 | 928 | 1 | 30 | - | - | - | - | 71 | 1,748 | 24.6 |
| Standard II | 2 | 36 | 27 | 619 | 43 | 1,129 | - | - | - | - | - | - | 72 | 1,784 | 24.8 |
| Standard III | 3 | 56 | 20 | 452 | 48 | 1,260 | 3 | 90 | - | - | - | - | 74 | 1,868 | 25.2 |
| Standard IV | 8 | 129 | 33 | 722 | 35 | 914 | 1 | 30 | - | - | - | - | 77 | 1,795 | 23.3 |
| Standard V | 17 | 250 | 37 | 820 | 8 | 204 | 1 | 33 | - | - | - | - | 63 | 1,307 | 20.7 |
| Standard VI | 26 | 388 | 13 | 279 | 3 | 78 | 1 | 34 | - | - | - | - | 43 | 779 | 18.1 |
| Standard VII | 11 | 138 | 1 | 21 | - | - | - | - | - | - | - | - | 12 | 159 | 13.3 |
| TOTAL | 71 | 1,070 | 180 | 4,046 | 197 | 5,190 | 9 | 277 | - | - | - | - | 457 | 10,583 | 23.2 |
| | Schools with 800 to 999 Pupils | | | | | | | | | | | | | | |
| Stage I | - | - | - | - | - | - | - | - | - | - | - | - | - | - | - |
| Stage II | - | - | - | - | - | - | - | - | - | - | - | - | - | - | - |
| Standard I | 1 | 19 | 3 | 64 | 10 | 271 | 1 | 30 | - | - | - | - | 15 | 384 | 25.6 |
| Standard II | - | - | 1 | 23 | 14 | 367 | - | - | - | - | - | - | 15 | 390 | 26.0 |
| Standard III | 2 | 35 | 4 | 90 | 5 | 134 | 2 | 62 | - | - | - | - | 13 | 319 | 24.5 |
| Standard IV | 1 | 19 | 3 | 69 | 10 | 265 | - | - | - | - | - | - | 14 | 353 | 25.2 |
| Standard V | 2 | 35 | 4 | 93 | 5 | 122 | - | - | - | - | - | - | 11 | 243 | 22.1 |
| Standard VI | 7 | 112 | - | - | - | - | - | - | - | - | - | - | 7 | 112 | 16.0 |
| Standard VII | 3 | 35 | - | - | - | - | - | - | - | - | - | - | 3 | 35 | 11.7 |
| TOTAL | 16 | 244 | 15 | 336 | 44 | 1,164 | 3 | 92 | - | - | - | - | 78 | 1,836 | 23.5 |

## 14. NEW PUPILS ADMITTED INTO GOVERNMENT PRIMARY SCHOOLS: 1967/68

| Class and Sex | | Age 5 | 6 | 7 | 8 | 9 | 10 | 11 | 12 | 13 | 14 & Over | All Ages |
|---|---|---|---|---|---|---|---|---|---|---|---|---|
| | | **Total Admissions** | | | | | | | | | | |
| Maltese Islands | T | 158 | 4,043 | 986 | 270 | 158 | 154 | 122 | 100 | 95 | 103 | 6,189 |
| | B | 90 | 2,046 | 531 | 175 | 94 | 95 | 67 | 60 | 48 | 58 | 3,264 |
| | G | 68 | 1,997 | 455 | 95 | 64 | 59 | 55 | 40 | 47 | 45 | 2,925 |
| Malta | T | 78 | 3,556 | 933 | 237 | 146 | 148 | 113 | 92 | 91 | 102 | 5,496 |
| | B | 47 | 1,784 | 506 | 143 | 86 | 93 | 65 | 55 | 48 | 58 | 2,885 |
| | G | 31 | 1,772 | 427 | 94 | 60 | 55 | 48 | 37 | 43 | 44 | 2,611 |
| Gozo | T | 80 | 487 | 53 | 33 | 12 | 6 | 9 | 8 | 4 | 1 | 693 |
| | B | 43 | 262 | 25 | 32 | 8 | 2 | 2 | 5 | - | - | 379 |
| | G | 37 | 225 | 28 | 1 | 4 | 4 | 7 | 3 | 4 | 1 | 314 |
| | | **Previously never attended School** | | | | | | | | | | |
| Maltese Islands | B | 63 | 1,615 | 314 | 18 | 6 | 2 | 2 | 1 | 1 | 2 | 2,024 |
| | G | 59 | 1,570 | 258 | 18 | 4 | 2 | 4 | - | 2 | - | 1,917 |
| Malta | B | 23 | 1,401 | 310 | 18 | 6 | 2 | 2 | 1 | 1 | 2 | 1,766 |
| | G | 25 | 1,390 | 238 | 18 | 4 | 2 | 3 | - | 2 | - | 1,682 |
| Gozo | B | 40 | 214 | 4 | - | - | - | - | - | - | - | 258 |
| | G | 34 | 180 | 20 | - | - | - | 1 | - | - | - | 235 |
| **Distribution by Class** | | | | | | | | | | | | |
| Stage I | B | 63 | 1,527 | 269 | 15 | 3 | - | - | - | - | - | 1,877 |
| | G | 58 | 1,445 | 219 | 14 | 3 | - | - | - | - | - | 1,739 |
| Stage II | B | - | 84 | 44 | 1 | 1 | - | - | - | - | - | 130 |
| | G | 1 | 125 | 39 | 3 | - | - | - | - | - | - | 168 |
| Standard I | B | - | 4 | 1 | 1 | 2 | - | - | - | - | - | 8 |
| | G | - | - | - | - | - | - | 1 | - | - | - | 1 |
| Standard II | B | - | - | - | 1 | - | 1 | - | - | - | - | 2 |
| | G | - | - | - | 1 | 1 | - | 1 | - | - | - | 3 |
| Standard III | B | - | - | - | - | - | 1 | 2 | - | - | - | 3 |
| | G | - | - | - | - | - | 2 | - | - | - | - | 2 |
| Standard IV | B | - | - | - | - | - | - | - | 1 | - | - | 1 |
| | G | - | - | - | - | - | - | 2 | - | 1 | - | 3 |
| Standard V | B | - | - | - | - | - | - | - | - | 1 | - | 1 |
| | G | - | - | - | - | - | - | - | - | 1 | - | 1 |
| Standard VI | B | - | - | - | - | - | - | - | - | - | 1 | 1 |
| | G | - | - | - | - | - | - | - | - | - | - | - |
| Standard VII | B | - | - | - | - | - | - | - | - | - | 1 | 1 |
| | G | - | - | - | - | - | - | - | - | - | - | - |

14 (CONTD.) NEW PUPILS ADMITTED INTO GOVERNMENT PRIMARY SCHOOLS: 1967/68

| Class and Sex | | Age | | | | | | | | | | All Ages |
|---|---|---|---|---|---|---|---|---|---|---|---|---|
| | | 5 | 6 | 7 | 8 | 9 | 10 | 11 | 12 | 13 | 14 & Over | |
| | | Admitted from other schools | | | | | | | | | | |
| Maltese Islands | B | 27 | 431 | 217 | 157 | 88 | 93 | 65 | 59 | 47 | 56 | 1,240 |
| | G | 9 | 427 | 197 | 77 | 60 | 57 | 51 | 40 | 45 | 45 | 1,008 |
| Malta | B | 24 | 383 | 196 | 125 | 80 | 91 | 63 | 54 | 47 | 56 | 1,119 |
| | G | 6 | 382 | 189 | 76 | 56 | 53 | 45 | 37 | 41 | 44 | 929 |
| Gozo | B | 3 | 48 | 21 | 32 | 8 | 2 | 2 | 5 | - | - | 121 |
| | G | 3 | 45 | 8 | 1 | 4 | 4 | 6 | 3 | 4 | 1 | 79 |
| Distribution by Class | | | | | | | | | | | | |
| Stage I | B | 27 | 112 | 32 | 8 | 2 | - | - | - | - | - | 181 |
| | G | 9 | 60 | 16 | 6 | - | - | - | - | - | - | 91 |
| Stage II | B | - | 305 | 147 | 32 | 7 | 5 | - | - | - | - | 496 |
| | G | - | 367 | 169 | 15 | 5 | 1 | - | - | - | - | 557 |
| Standard I | B | - | 14 | 37 | 93 | 33 | 11 | 7 | 2 | - | - | 197 |
| | G | - | - | 12 | 36 | 12 | 8 | 3 | 1 | - | - | 72 |
| Standard II | B | - | - | - | 22 | 31 | 29 | 7 | 4 | 1 | - | 94 |
| | G | - | - | - | 19 | 31 | 17 | 5 | 1 | 1 | - | 74 |
| Standard III | B | - | - | 1 | 2 | 15 | 37 | 24 | 6 | 2 | - | 87 |
| | G | - | - | - | 1 | 11 | 23 | 14 | 10 | 4 | - | 63 |
| Standard IV | B | - | - | - | - | - | 10 | 18 | 21 | 11 | 3 | 63 |
| | G | - | - | - | - | - | 8 | 22 | 12 | 5 | 1 | 48 |
| Standard V | B | - | - | - | - | - | 1 | 9 | 20 | 15 | 7 | 52 |
| | G | - | - | - | - | 1 | - | 7 | 14 | 21 | 3 | 46 |
| Standard VI | B | - | - | - | - | - | - | - | 6 | 18 | 28 | 52 |
| | G | - | - | - | - | - | - | - | 2 | 14 | 34 | 50 |
| Standard VII | B | - | - | - | - | - | - | - | - | - | 18 | 18 |
| | G | - | - | - | - | - | - | - | - | - | 7 | 7 |

15. PUPILS THAT LEFT SCHOOL CLASSIFIED BY SEX, MONTH AND CAUSE OF LEAVING: 1967/68

| Sex | 1967 | | | | | | 1968 | | | | | | | Total |
|---|---|---|---|---|---|---|---|---|---|---|---|---|---|---|
| | July | August | Sept. | Oct. | Nov. | Dec. | Jan. | Feb. | March | April | May | June | July | |
| | All Causes | | | | | | | | | | | | | |
| Total | 2,177 | 52 | 2,724 | 378 | 204 | 111 | 300 | 223 | 208 | 211 | 198 | 62 | 40 | 6,888 |
| Boys | 908 | 46 | 1,559 | 235 | 115 | 65 | 181 | 138 | 122 | 115 | 117 | 36 | 22 | 3,659 |
| Girls | 1,269 | 6 | 1,165 | 143 | 89 | 46 | 119 | 85 | 86 | 96 | 81 | 26 | 18 | 3,229 |
| | Emigrated | | | | | | | | | | | | | |
| Total | 81 | 10 | 89 | 43 | 71 | 29 | 46 | 18 | 30 | 40 | 23 | 11 | 11 | 493 |
| Boys | 32 | 6 | 36 | 22 | 38 | 20 | 25 | 11 | 15 | 23 | 14 | 6 | 3 | 251 |
| Girls | 49 | 4 | 44 | 21 | 33 | 9 | 21 | 7 | 15 | 17 | 9 | 5 | 8 | 242 |
| | Completed Course | | | | | | | | | | | | | |
| Total | 1,477 | - | - | - | - | - | - | - | - | - | - | - | - | 1,477 |
| Boys | 640 | - | - | - | - | - | - | - | - | - | - | - | - | 640 |
| Girls | 837 | - | - | - | - | - | - | - | - | - | - | - | - | 837 |
| | Exempted | | | | | | | | | | | | | |
| Total | 388 | 29 | 215 | 179 | 96 | 68 | 207 | 183 | 162 | 169 | 156 | 41 | 25 | 1,909 |
| Boys | 109 | 29 | 130 | 107 | 51 | 42 | 125 | 113 | 94 | 86 | 90 | 24 | 17 | 1,017 |
| Girls | 279 | - | 85 | 72 | 45 | 26 | 82 | 70 | 68 | 74 | 66 | 17 | 8 | 892 |
| | Deceased | | | | | | | | | | | | | |
| Total | 6 | - | 3 | 1 | 1 | - | 2 | 1 | - | 2 | - | - | - | 16 |
| Boys | 2 | - | - | - | 1 | - | 2 | - | - | 2 | - | - | - | 7 |
| Girls | 4 | - | 3 | 1 | - | - | - | 1 | - | - | - | - | - | 9 |
| | Entered Government Lyceum or Grammar Schools | | | | | | | | | | | | | |
| Total | - | - | 1,947 | - | - | - | - | - | - | - | - | - | - | 1,947 |
| Boys | - | - | 1,019 | - | - | - | - | - | - | - | - | - | - | 1,019 |
| Girls | - | - | 928 | - | - | - | - | - | - | - | - | - | - | 928 |
| | Entered Technical Schools | | | | | | | | | | | | | |
| Total | - | - | 225 | - | - | - | - | - | - | - | - | - | - | 225 |
| Boys | - | - | 218 | - | - | - | - | - | - | - | - | - | - | 218 |
| Girls | - | - | 7 | - | - | - | - | - | - | - | - | - | - | 7 |
| | Entered Private Schools | | | | | | | | | | | | | |
| Total | 177 | 12 | 216 | 109 | 18 | 2 | 9 | 12 | 7 | 2 | 4 | 4 | - | 572 |
| Boys | 120 | 10 | 142 | 81 | 14 | 1 | 7 | 9 | 5 | 2 | 3 | 4 | - | 398 |
| Girls | 57 | 2 | 74 | 28 | 4 | 1 | 2 | 3 | 2 | - | 1 | - | - | 174 |
| | Other Causes | | | | | | | | | | | | | |
| Total | 48 | 1 | 38 | 46 | 18 | 12 | 36 | 9 | 9 | 7 | 15 | 6 | 4 | 249 |
| Boys | 5 | 1 | 14 | 25 | 11 | 2 | 22 | 5 | 8 | 2 | 10 | 2 | 2 | 109 |
| Girls | 43 | - | 24 | 21 | 7 | 10 | 14 | 4 | 1 | 5 | 5 | 4 | 2 | 140 |

16. PUPILS THAT LEFT SCHOOL CLASSIFIED BY AGE, SEX AND CAUSE OF LEAVING: 1967/68

| Sex | Age | | | | | | | | | | All Ages |
|---|---|---|---|---|---|---|---|---|---|---|---|
| | 5 | 6 | 7 | 8 | 9 | 10 | 11 | 12 | 13 | 14 & Over | |
| | All Causes | | | | | | | | | | |
| Total | 1 | 68 | 122 | 106 | 88 | 162 | 422 | 926 | 1,574 | 3,419 | 6,888 |
| Boys | 1 | 43 | 73 | 60 | 53 | 101 | 255 | 474 | 739 | 1,860 | 3,659 |
| Girls | - | 25 | 49 | 46 | 35 | 61 | 167 | 452 | 1,835 | 1,559 | 3,229 |
| | Emigrated | | | | | | | | | | |
| Total | 1 | 41 | 78 | 63 | 51 | 51 | 53 | 40 | 66 | 49 | 493 |
| Boys | 1 | 27 | 48 | 27 | 23 | 25 | 25 | 22 | 32 | 21 | 251 |
| Girls | - | 14 | 30 | 36 | 28 | 26 | 28 | 18 | 34 | 28 | 242 |
| | Completed Course | | | | | | | | | | |
| Total | - | - | - | - | - | - | - | 10 | 313 | 1,154 | 1,477 |
| Boys | - | - | - | - | - | - | - | 2 | 110 | 528 | 640 |
| Girls | - | - | - | - | - | - | - | 8 | 203 | 626 | 837 |
| | Exempted | | | | | | | | | | |
| Total | - | - | - | 2 | 1 | 4 | 4 | 22 | 218 | 1,658 | 1,909 |
| Boys | - | - | - | 2 | 1 | 3 | 2 | 14 | 100 | 895 | 1,017 |
| Girls | - | - | - | - | - | 1 | 2 | 8 | 118 | 763 | 892 |
| | Deceased | | | | | | | | | | |
| Total | - | 3 | 3 | 1 | - | 1 | 2 | 1 | 2 | 3 | 16 |
| Boys | - | 1 | - | 1 | - | - | 2 | - | - | 3 | 7 |
| Girls | - | 2 | 3 | - | - | 1 | - | 1 | 2 | - | 9 |
| | Entered Government Lyceum or Grammar Schools | | | | | | | | | | |
| Total | - | - | - | - | - | 47 | 297 | 728 | 750 | 125 | 1,947 |
| Boys | - | - | - | - | - | 24 | 177 | 359 | 385 | 74 | 1,019 |
| Girls | - | - | - | - | - | 23 | 120 | 369 | 365 | 51 | 928 |
| | Entered Technical Schools | | | | | | | | | | |
| Total | - | - | - | - | - | - | - | 1 | 12 | 212 | 225 |
| Boys | - | - | - | - | - | - | - | - | 8 | 210 | 218 |
| Girls | - | - | - | - | - | - | - | 1 | 4 | 2 | 7 |
| | Entered Private Schools | | | | | | | | | | |
| Total | - | 17 | 31 | 33 | 30 | 50 | 52 | 99 | 165 | 95 | 572 |
| Boys | - | 10 | 18 | 26 | 25 | 43 | 40 | 67 | 95 | 74 | 398 |
| Girls | - | 7 | 13 | 7 | 5 | 7 | 12 | 32 | 70 | 21 | 174 |
| | Other Causes | | | | | | | | | | |
| Total | - | 7 | 10 | 7 | 6 | 9 | 14 | 25 | 48 | 123 | 249 |
| Boys | - | 5 | 7 | 4 | 4 | 6 | 9 | 10 | 9 | 55 | 109 |
| Girls | - | 2 | 3 | 3 | 2 | 3 | 5 | 15 | 39 | 68 | 140 |

17. PUPILS CLASSIFIED BY LOCALITY OF SCHOOL, CLASS, SEX AND WHETHER PROMOTED, REPEATERS OR NEW: 1967/68

| Locality | | Infants | | | | Primary | | | | | | | | | | | | All Classes | | Total Both Sexes |
|---|---|---|---|---|---|---|---|---|---|---|---|---|---|---|---|---|---|---|---|---|
| | | Stage I | | Stage II | | Std. I | | Std. II | | Std. III | | Std. IV | | Std. V | | Std. VI & VII | | | | |
| | | B | G | B | G | B | G | B | G | B | G | B | G | B | G | B | G | B | G | |
| MALTESE ISLANDS | P | - | - | 2,117 | 2,000 | 2,675 | 2,664 | 2,804 | 2,856 | 2,980 | 2,741 | 2,989 | 2,783 | 2,166 | 2,183 | 1,372 | 1,201 | 17,083 | 16,438 | 33,511 |
| | R | 306 | 224 | 226 | 196 | 249 | 299 | 226 | 272 | 205 | 210 | 145 | 188 | 224 | 179 | 148 | 31 | 1,729 | 1,599 | 3,328 |
| | NP | 2,058 | 1,830 | 626 | 725 | 205 | 73 | 96 | 77 | 90 | 65 | 64 | 51 | 53 | 47 | 72 | 57 | 3,264 | 2,925 | 6,189 |
| MALTA | P | - | - | 1,850 | 1,767 | 2,401 | 2,356 | 2,524 | 2,526 | 2,664 | 2,419 | 2,701 | 2,476 | 1,931 | 1,911 | 1,218 | 1,073 | 15,289 | 14,528 | 29,817 |
| | R | 280 | 207 | 202 | 180 | 226 | 279 | 201 | 267 | 188 | 206 | 143 | 187 | 200 | 166 | 123 | 25 | 1,563 | 1,517 | 3,080 |
| | NP | 1,783 | 1,634 | 585 | 634 | 155 | 68 | 94 | 75 | 86 | 61 | 59 | 45 | 51 | 38 | 72 | 56 | 2,885 | 2,611 | 5,496 |
| GOZO | P | - | - | 267 | 233 | 274 | 308 | 280 | 330 | 296 | 322 | 288 | 307 | 235 | 272 | 154 | 128 | 1,794 | 1,900 | 3,694 |
| | R | 26 | 17 | 24 | 16 | 23 | 20 | 25 | 5 | 17 | 4 | 2 | 1 | 24 | 13 | 25 | 6 | 166 | 82 | 248 |
| | NP | 275 | 196 | 41 | 91 | 50 | 5 | 2 | 2 | 4 | 4 | 5 | 6 | 2 | 9 | - | 1 | 379 | 314 | 693 |
| M A L T A: | | | | | | | | | | | | | | | | | | | | |
| INNER HARBOUR | | | | | | | | | | | | | | | | | | | | |
| Valletta | P | - | - | 47 | 52 | 80 | 80 | 93 | 95 | 107 | 99 | 89 | 76 | 81 | 73 | 36 | 21 | 533 | 496 | 1,029 |
| | R | 9 | 9 | 6 | 5 | 6 | 4 | 1 | 8 | 10 | 9 | 13 | 3 | 2 | 12 | - | - | 47 | 50 | 97 |
| | NP | 51 | 46 | 17 | 12 | 2 | 5 | 8 | 2 | 2 | 5 | 2 | - | 1 | 2 | - | - | 89 | 72 | 161 |
| Floriana | P | - | - | 35 | 32 | 32 | 36 | 23 | 37 | 39 | 36 | 38 | 45 | 36 | 36 | 11 | 16 | 214 | 238 | 452 |
| | R | 5 | 1 | - | 3 | 7 | 3 | 2 | 1 | 4 | 2 | 5 | 4 | 13 | 8 | 1 | - | 37 | 22 | 59 |
| | NP | 18 | 26 | 6 | 6 | - | - | 3 | 2 | - | 2 | 1 | 2 | 2 | 2 | - | 33 | 30 | 73 | 103 |

17. (CONTD.). PUPILS CLASSIFIED BY LOCALITY OF SCHOOL, CLASS, SEX AND WHETHER PROMOTED, REPEATERS OR NEW: 1967/68

| Locality | | Infants | | | | Primary | | | | | | | | | | | | All Classes | | Total Both Sexes |
|---|---|---|---|---|---|---|---|---|---|---|---|---|---|---|---|---|---|---|---|---|
| | | Stage I | | Stage II | | Std. I | | Std. II | | Std. III | | Std. IV | | Std. V | | Std. VI & VII | | | | |
| | | B | G | B | G | B | G | B | G | B | G | B | G | B | G | B | G | B | G | |
| INNER HARBOUR (CONTD.) | | | | | | | | | | | | | | | | | | | | |
| Marsa | P | - | - | 82 | 88 | 116 | 103 | 122 | 102 | 120 | 105 | 134 | 113 | 93 | 100 | 67 | 71 | 734 | 683 | 1,417 |
| | R | 7 | 16 | 11 | 12 | - | 8 | 1 | 7 | 5 | 11 | 6 | 4 | - | 1 | - | 3 | 30 | 62 | 92 |
| | NP | 68 | 59 | 24 | 24 | - | 1 | - | 3 | - | 4 | - | 4 | - | 2 | 3 | - | 95 | 97 | 192 |
| Senglea | P | - | - | 33 | 36 | 57 | 54 | 63 | 52 | 61 | 44 | 60 | 40 | 38 | 48 | 11 | 12 | 323 | 286 | 609 |
| | R | 12 | 15 | 8 | 7 | - | 13 | 3 | 16 | 5 | 5 | 3 | - | 2 | 3 | - | - | 33 | 59 | 92 |
| | NP | 49 | 38 | 21 | 23 | 1 | 4 | 5 | 1 | 4 | 1 | - | 3 | 1 | 1 | 1 | - | 82 | 71 | 153 |
| Cospicua | P | - | - | 63 | 40 | 64 | 77 | 71 | 67 | 78 | 57 | 81 | 76 | 61 | 41 | 37 | 20 | 455 | 378 | 833 |
| | R | 12 | 8 | 9 | 14 | 9 | 19 | 9 | 18 | 8 | 10 | 4 | 14 | 3 | - | 2 | 3 | 56 | 86 | 142 |
| | NP | 56 | 48 | 18 | 35 | 6 | 10 | 6 | 8 | 10 | 5 | 4 | 3 | - | 3 | 1 | - | 101 | 112 | 213 |
| Vittoriosa | P | - | - | 34 | 33 | 30 | 45 | 38 | 20 | 18 | 37 | 31 | 43 | 31 | 17 | 13 | 9 | 195 | 204 | 399 |
| | R | 6 | 1 | 5 | 2 | 1 | - | 6 | 2 | 1 | 6 | 2 | 3 | 7 | 2 | - | - | 28 | 16 | 44 |
| | NP | 23 | 24 | 2 | 2 | 5 | - | 2 | - | 1 | - | 4 | - | 1 | 1 | - | 3 | 38 | 30 | 68 |
| Kalkara | P | - | - | 21 | 19 | 14 | 10 | 12 | 19 | 14 | 24 | 15 | 18 | 9 | 12 | 11 | - | 96 | 102 | 198 |
| | R | 3 | 1 | 1 | - | 3 | 5 | 5 | 4 | 3 | - | - | - | 6 | 6 | - | - | 21 | 16 | 37 |
| | NP | 12 | 14 | 1 | - | - | - | - | - | - | - | - | - | - | - | - | - | 13 | 14 | 27 |
| Paola | P | - | - | 89 | 83 | 76 | 68 | 124 | 115 | 131 | 126 | 159 | 124 | 81 | 90 | 74 | 20 | 734 | 626 | 1,360 |
| | R | 15 | 15 | 9 | 2 | 12 | 32 | 5 | 3 | 8 | 1 | 8 | - | 9 | 10 | 7 | - | 73 | 63 | 136 |
| | NP | 100 | 93 | 27 | 18 | 27 | 2 | 6 | 10 | 6 | 6 | 4 | 2 | 3 | 4 | 9 | - | 182 | 135 | 317 |

17. (CONTD.). PUPILS CLASSIFIED BY LOCALITY OF SCHOOL, CLASS, SEX AND WHETHER PROMOTED, REPEATERS OR NEW: 1967/68

| Locality | | Infants | | | | Primary | | | | | | | | | | | | All Classes | | Total Both Sexes |
|---|---|---|---|---|---|---|---|---|---|---|---|---|---|---|---|---|---|---|---|---|
| | | Stage I | | Stage II | | Std. I | | Std. II | | Std. III | | Std. IV | | Std. V | | Std. VI & VII | | | | |
| | | B | G | B | G | B | G | B | G | B | G | B | G | B | G | B | G | B | G | |
| INNER HARBOUR (CONTD.): | | | | | | | | | | | | | | | | | | | | |
| Silesa | P | - | - | 38 | 41 | 37 | 45 | 70 | 47 | 79 | 55 | 84 | 52 | 75 | 46 | 38 | 13 | 421 | 297 | 718 |
| | R | 3 | 4 | 2 | 6 | - | - | 1 | 5 | 4 | - | - | 10 | 7 | 11 | 11 | - | 28 | 36 | 64 |
| | NP | 22 | 23 | 9 | 2 | 11 | 6 | 5 | 8 | 9 | 2 | 9 | 2 | 12 | 1 | 10 | - | 87 | 44 | 131 |
| Gzira | P | - | - | 32 | 31 | 49 | 42 | 67 | 41 | 58 | 48 | 69 | 69 | 44 | 65 | 10 | 11 | 329 | 305 | 634 |
| | R | - | 1 | 3 | 1 | 10 | 7 | 7 | 1 | 5 | - | 1 | - | 12 | 9 | 4 | - | 42 | 19 | 61 |
| | NP | 21 | 39 | 25 | 11 | 10 | 11 | 5 | 2 | 6 | - | 1 | 2 | 3 | 2 | 1 | - | 72 | 67 | 139 |
| Malta | P | - | - | 21 | 35 | 51 | 47 | 38 | 54 | 46 | 51 | 53 | 58 | 25 | 31 | 13 | 27 | 249 | 303 | 552 |
| | R | 3 | 6 | 5 | 1 | - | - | - | 7 | - | 1 | 4 | 1 | 9 | 28 | 2 | - | 23 | 44 | 67 |
| | NP | 29 | 29 | 17 | 20 | 1 | 1 | - | 3 | 2 | 3 | 3 | 4 | 1 | 2 | 3 | - | 56 | 64 | 120 |
| Hamrun | P | - | - | 123 | 101 | 179 | 171 | 160 | 171 | 170 | 140 | 171 | 161 | 128 | 117 | 117 | 53 | 1,046 | 914 | 1,960 |
| | R | 18 | 13 | 5 | 5 | 16 | 10 | 13 | 10 | 9 | 6 | 10 | 7 | 5 | 10 | 25 | 1 | 101 | 62 | 163 |
| | NP | 127 | 95 | 68 | 62 | 18 | - | 6 | 6 | 3 | 4 | 6 | 7 | 1 | 2 | 3 | 1 | 232 | 177 | 409 |
| Pieta' | P | - | - | 30 | 17 | 22 | 21 | 18 | 19 | 14 | 17 | 21 | 17 | 8 | 13 | - | - | 113 | 104 | 217 |
| | R | 2 | 1 | 3 | 3 | 1 | 2 | 3 | 5 | 2 | 2 | - | - | 4 | 2 | - | - | 15 | 15 | 30 |
| | NP | 19 | 20 | 7 | 1 | 1 | - | 1 | - | - | - | 1 | - | 2 | - | - | - | 31 | 21 | 52 |
| OUTER HARBOUR: | | | | | | | | | | | | | | | | | | | | |
| Zabbar | P | - | - | 98 | 79 | 130 | 111 | 119 | 115 | 114 | 104 | 121 | 89 | 75 | 58 | 43 | 47 | 700 | 603 | 1,303 |
| | R | 11 | 4 | 9 | 13 | 7 | 14 | 17 | 31 | 15 | 26 | - | 4 | 3 | - | 6 | - | 68 | 92 | 160 |
| | NP | 75 | 70 | 12 | 10 | - | 3 | 1 | 2 | 2 | 1 | 2 | 1 | 1 | - | 1 | 1 | 94 | 88 | 182 |

17. (CONTD.): PUPILS CLASSIFIED BY LOCALITY OF SCHOOL, CLASS, SEX AND WHETHER PROMOTED, REPEATERS OR NEW: 1967/68

| Locality | | Infants | | | | Primary | | | | | | | | | | | | All Classes | | Total Both Sexes |
|---|---|---|---|---|---|---|---|---|---|---|---|---|---|---|---|---|---|---|---|---|
| | | Stage I | | Stage II | | Std. I | | Std. II | | Std. III | | Std. IV | | Std. V | | Std. VI & VII | | | | |
| | | B | G | B | G | B | G | B | G | B | G | B | G | B | G | B | G | B | G | |
| OUTER HARBOUR: | | | | | | | | | | | | | | | | | | | | |
| Fgura | P | - | - | 7 | 16 | - | 23 | 29 | 15 | 16 | 24 | 14 | 14 | 13 | 10 | - | 15 | 79 | 117 | 196 |
| | R | 7 | 6 | 14 | 1 | - | 4 | 1 | 3 | 1 | - | 1 | - | - | - | - | - | 24 | 14 | 38 |
| | NP | 16 | 20 | - | 2 | - | 1 | - | 1 | - | 3 | - | - | - | - | - | - | 16 | 27 | 43 |
| Tarxien | P | - | - | 50 | 38 | 52 | 40 | 59 | 56 | 62 | 34 | 57 | 41 | 24 | 26 | 13 | 6 | 317 | 241 | 558 |
| | R | 5 | 9 | 3 | 4 | 10 | 2 | 4 | 6 | 5 | 3 | 6 | 2 | 15 | 5 | 1 | - | 49 | 31 | 80 |
| | NP | 23 | 27 | 6 | 13 | 22 | 3 | 5 | 1 | 2 | 1 | 4 | 1 | 3 | 2 | - | 1 | 65 | 49 | 114 |
| Luqa | P | - | - | 36 | 37 | 51 | 50 | 51 | 51 | 40 | 40 | 58 | 47 | 35 | 27 | - | 13 | 271 | 265 | 536 |
| | R | 5 | 1 | 3 | 5 | - | 5 | - | 2 | - | 3 | - | 1 | 1 | 5 | - | - | 9 | 22 | 31 |
| | NP | 37 | 31 | 8 | 16 | 1 | 1 | 2 | - | 3 | - | - | 1 | 1 | - | - | - | 52 | 49 | 101 |
| Qormi | P | - | - | 150 | 110 | 189 | 181 | 207 | 197 | 241 | 187 | 190 | 184 | 143 | 152 | 91 | 90 | 1,211 | 1,101 | 2,312 |
| | R | 18 | 8 | 11 | 13 | 9 | 8 | 1 | 3 | 9 | 4 | 2 | 5 | 16 | 7 | 6 | - | 72 | 48 | 120 |
| | NP | 147 | 137 | 27 | 34 | - | 3 | 5 | 6 | 5 | 5 | 2 | 4 | 4 | 6 | 3 | 5 | 193 | 200 | 393 |
| Birkirkara | P | - | - | 115 | 108 | 160 | 182 | 150 | 179 | 147 | 131 | 142 | 178 | 114 | 117 | 66 | 63 | 894 | 958 | 1,852 |
| | R | 35 | 19 | 3 | 3 | 19 | 10 | 26 | 25 | 16 | 11 | 7 | 21 | 4 | 1 | 3 | 4 | 113 | 94 | 207 |
| | NP | 123 | 105 | 61 | 49 | 11 | 2 | 6 | 5 | 8 | 5 | 3 | 2 | 5 | 2 | 10 | 1 | 227 | 171 | 398 |
| St. Julian's | P | - | - | 44 | 34 | 29 | 59 | 31 | 59 | 37 | 54 | 40 | 71 | 28 | 61 | 13 | 37 | 222 | 375 | 597 |
| | R | 2 | - | 6 | 3 | 6 | 7 | 2 | 3 | 5 | 13 | 4 | 7 | 2 | 4 | 1 | 3 | 28 | 40 | 68 |
| | NP | 44 | 39 | 18 | 18 | 2 | 6 | 3 | 1 | 3 | 3 | - | 3 | - | 4 | 1 | - | 71 | 74 | 145 |

17. (CONTD.). PUPILS CLASSIFIED BY LOCALITY OF SCHOOL, CLASS, SEX AND WHETHER PROMOTED, REPEATERS OR NEW: 1967/68

| Locality | | Infants | | | | Primary | | | | | | | | | | | | All Classes | | Total Both Sexes |
|---|---|---|---|---|---|---|---|---|---|---|---|---|---|---|---|---|---|---|---|---|
| | | Stage I | | Stage II | | Std. I | | Std. II | | Std. III | | Std. IV | | Std. V | | Std. VI & VII | | | | |
| | | B | G | B | G | B | G | B | G | B | G | B | G | B | G | B | G | B | G | |
| OUTER HARBOUR (CONTD.) | | | | | | | | | | | | | | | | | | | | |
| San Gwann | P | - | - | 19 | 19 | 15 | 18 | 14 | 25 | 20 | 20 | 29 | - | 13 | - | 8 | - | 118 | 82 | 200 |
| | R | - | - | 2 | 1 | 2 | - | 1 | - | - | - | 2 | - | 1 | - | - | - | 8 | 1 | 9 |
| | NP | 33 | 16 | 5 | 3 | 7 | - | 4 | - | 5 | 1 | 1 | - | 2 | - | 1 | - | 58 | 20 | 78 |
| Sta. Venera | P | - | - | 23 | 25 | 29 | 29 | 25 | 27 | 34 | 27 | 44 | 16 | 11 | 16 | - | 14 | 166 | 154 | 320 |
| | R | 7 | 3 | - | 7 | 9 | 7 | 6 | 4 | 2 | 3 | - | 4 | 1 | - | - | - | 25 | 28 | 53 |
| | NP | 15 | 16 | 9 | 8 | 9 | - | 3 | 2 | 1 | - | 3 | - | 4 | - | - | - | 44 | 26 | 70 |
| SOUTH EASTERN | | | | | | | | | | | | | | | | | | | | |
| Marsaskala | P | - | - | 2 | 2 | 5 | 3 | 9 | 9 | 8 | 6 | 9 | 10 | 7 | 6 | - | - | 40 | 36 | 76 |
| | R | 2 | - | 2 | - | 2 | 1 | 5 | - | 2 | 1 | - | - | 1 | 4 | - | - | 14 | 6 | 20 |
| | NP | 12 | 11 | 4 | 4 | - | 1 | - | - | 2 | - | - | - | - | - | - | - | 18 | 16 | 34 |
| Gudja | P | - | - | 10 | 14 | 19 | 23 | 15 | 12 | 23 | 16 | 23 | 15 | 16 | 17 | 12 | 20 | 118 | 117 | 235 |
| | R | 1 | 1 | 2 | 2 | 2 | - | 4 | 4 | 3 | 2 | 1 | 1 | - | - | - | - | 13 | 10 | 23 |
| | NP | 8 | 6 | 4 | 6 | - | - | - | - | 1 | 1 | 1 | - | 1 | - | 1 | 2 | 16 | 15 | 31 |
| Ghaxaq | P | - | - | 22 | 18 | 30 | 32 | 23 | 41 | 54 | 25 | 38 | 41 | 30 | 28 | 9 | 20 | 206 | 205 | 411 |
| | R | 2 | 3 | - | 1 | 9 | 2 | 3 | - | - | 6 | 5 | 1 | 11 | 8 | 1 | - | 31 | 21 | 52 |
| | NP | 21 | 20 | - | 6 | - | - | 1 | - | - | 1 | 1 | - | - | - | - | - | 23 | 27 | 50 |

17. (CONTD.) PUPILS CLASSIFIED BY LOCALITY OF SCHOOL, CLASS, SEX AND WHETHER PROMOTED, REPEATERS OR NEW: 1967/68

| Locality | | Infants | | | | Primary | | | | | | | | | | | | All Classes | | Total Both Sexes |
|---|---|---|---|---|---|---|---|---|---|---|---|---|---|---|---|---|---|---|---|---|
| | | Stage I | | Stage II | | Std. I | | Std. II | | Std. III | | Std. IV | | Std. V | | Std. VI & VII | | | | |
| | | B | G | B | G | B | G | B | G | B | G | B | G | B | G | B | G | B | G | |
| SOUTH EASTERN (CONTD.) | | | | | | | | | | | | | | | | | | | | |
| Zejtun | P | - | - | 78 | 69 | 116 | 112 | 99 | 116 | 128 | 121 | 125 | 106 | 62 | 67 | 49 | 44 | 657 | 635 | 1,292 |
| | R | 17 | 12 | 16 | 7 | 17 | 31 | 19 | 33 | 23 | 22 | 18 | 16 | 19 | 2 | 18 | - | 147 | 123 | 270 |
| | NP | 52 | 65 | 39 | 48 | 1 | 1 | 1 | - | - | 2 | 1 | 1 | 1 | 1 | - | 2 | 95 | 120 | 215 |
| Marsaxlokk | P | - | - | 15 | 18 | 17 | 9 | 17 | 14 | 18 | 20 | 12 | 14 | 11 | 8 | 6 | 7 | 97 | 90 | 187 |
| | R | - | - | - | - | 4 | 3 | 3 | 1 | 3 | 2 | - | 1 | - | - | - | - | 10 | 7 | 17 |
| | NP | 11 | 12 | 1 | 1 | - | - | - | - | - | - | - | - | - | - | - | - | 12 | 13 | 25 |
| Birzebbugia | P | - | - | 25 | 38 | 39 | 45 | 39 | 41 | 40 | 55 | 57 | 64 | 30 | 41 | 37 | 36 | 267 | 320 | 587 |
| | R | 4 | 5 | 1 | 4 | 2 | 3 | 2 | 5 | 5 | 3 | 2 | 2 | 2 | - | 1 | - | 19 | 22 | 41 |
| | NP | 38 | 28 | 12 | 13 | 3 | 1 | 2 | - | - | - | 1 | - | - | - | 1 | - | 57 | 42 | 99 |
| Mqabba | P | - | - | 22 | 17 | 25 | 20 | 22 | 22 | 21 | 18 | 22 | 23 | 17 | 29 | 11 | 11 | 140 | 140 | 280 |
| | R | 3 | 3 | 2 | 1 | 2 | - | 2 | - | - | - | 2 | - | 2 | 2 | - | - | 13 | 6 | 19 |
| | NP | 31 | 21 | 3 | 4 | 1 | - | - | - | 3 | - | 1 | - | - | - | - | - | 39 | 25 | 64 |
| Kirkop | P | - | - | 15 | 11 | 19 | 14 | 14 | 15 | 21 | 17 | 14 | 14 | 9 | 13 | - | - | 92 | 84 | 176 |
| | R | 1 | - | 1 | - | 5 | 4 | 3 | 3 | 2 | 2 | - | - | - | - | - | - | 12 | 9 | 21 |
| | NP | 12 | 8 | - | - | - | - | - | - | - | - | - | - | - | - | - | - | 12 | 8 | 20 |
| Safi | P | - | - | 9 | 11 | 10 | 8 | 3 | 11 | 11 | 4 | 6 | 9 | - | - | 7 | 3 | 46 | 46 | 92 |
| | R | - | - | 1 | - | 1 | - | 2 | 2 | 1 | - | - | 2 | - | - | - | 2 | 5 | 6 | 11 |
| | NP | 6 | 11 | - | - | - | - | - | - | - | - | - | - | - | - | - | - | 6 | 11 | 17 |

17. (CONTD.). PUPILS CLASSIFIED BY LOCALITY OF SCHOOL, CLASS, SEX AND WHETHER PROMOTED, REPEATERS OR NEW: 1967/68

| Locality | | Infants | | | | Primary | | | | | | | | | | | | All Classes | | Total Both Sexes |
|---|---|---|---|---|---|---|---|---|---|---|---|---|---|---|---|---|---|---|---|---|
| | | Stage I | | Stage II | | Std. I | | Std. II | | Std. III | | Std. IV | | Std. V | | Std. VI & VII | | | | |
| | | B | G | B | G | B | G | B | G | B | G | B | G | B | G | B | G | B | G | |
| SOUTH EASTERN (CONTD.) | | | | | | | | | | | | | | | | | | | | |
| Qrendi | P | - | - | 13 | 20 | 10 | 13 | 13 | 18 | 15 | 16 | 19 | 16 | 15 | 14 | 9 | 12 | 94 | 109 | 203 |
| | R | 3 | 3 | - | 4 | - | - | 2 | - | 5 | 3 | - | 3 | - | - | - | 1 | 10 | 14 | 24 |
| | NP | 13 | 19 | 1 | 1 | - | - | 1 | - | - | 1 | - | - | - | - | - | - | 15 | 21 | 36 |
| Zurrieq | P | - | - | 47 | 65 | 77 | 86 | 106 | 94 | 104 | 86 | 103 | 84 | 68 | 61 | 62 | 77 | 567 | 553 | 1,120 |
| | R | 6 | 6 | 9 | 8 | 4 | 6 | 2 | 4 | - | 4 | - | 1 | - | 5 | 1 | - | 22 | 34 | 56 |
| | NP | 64 | 48 | 12 | 15 | 3 | 1 | 1 | 2 | - | 1 | - | - | - | - | 14 | 5 | 94 | 72 | 166 |
| WESTERN REGION | | | | | | | | | | | | | | | | | | | | |
| Zebbug | P | - | - | 63 | 78 | 103 | 82 | 84 | 89 | 94 | 90 | 75 | 80 | 66 | 72 | 55 | 44 | 540 | 535 | 1,075 |
| | R | 7 | 3 | 11 | 7 | 17 | 18 | 16 | 9 | 2 | 15 | 10 | 11 | 10 | 1 | 10 | 2 | 83 | 66 | 149 |
| | NP | 76 | 55 | 18 | 24 | 1 | - | 1 | 1 | 2 | 1 | 1 | - | - | - | 1 | - | 100 | 81 | 181 |
| Siggiewi | P | - | - | 27 | 24 | 57 | 34 | 48 | 63 | 47 | 44 | 22 | 46 | 64 | 47 | 23 | 16 | 288 | 274 | 562 |
| | R | 3 | 3 | 12 | 8 | 9 | 2 | 5 | 7 | 4 | 5 | 2 | 21 | - | 7 | 6 | - | 41 | 53 | 94 |
| | NP | 32 | 39 | 9 | 20 | 1 | - | - | 1 | 2 | 1 | - | - | - | - | 2 | - | 46 | 61 | 107 |
| Dingli | P | - | - | 17 | 10 | 16 | 10 | 16 | 20 | 19 | 24 | 22 | 19 | 18 | 15 | 29 | 24 | 137 | 122 | 259 |
| | R | 1 | 1 | 2 | 2 | 1 | 1 | 3 | 2 | 2 | 1 | 2 | 1 | 2 | - | 1 | 2 | 14 | 10 | 24 |
| | NP | 13 | 8 | 5 | 5 | - | - | - | - | - | - | - | - | 1 | - | - | - | 19 | 13 | 32 |
| Lija | P | - | - | 26 | 21 | 37 | 29 | 36 | 33 | 37 | 29 | 34 | 29 | 29 | 29 | 24 | 11 | 223 | 181 | 404 |
| | R | 3 | 1 | 1 | 3 | 3 | 5 | - | 3 | - | 4 | 3 | 6 | 11 | 4 | 6 | - | 27 | 26 | 53 |
| | NP | 24 | 18 | 2 | 15 | 2 | 2 | 1 | 1 | 2 | - | 1 | 1 | - | 1 | 1 | - | 33 | 38 | 71 |

17. (CONTD.). PUPILS CLASSIFIED BY LOCALITY OF SCHOOL, CLASS, SEX AND WHETHER PROMOTED, REPEATERS OR NEW: 1967/68

| Locality | | Infants | | | | Primary | | | | | | | | | | | | All Classes | | Total Both Sexes |
|---|---|---|---|---|---|---|---|---|---|---|---|---|---|---|---|---|---|---|---|---|
| | | Stage I | | Stage II | | Std. I | | Std. II | | Std. III | | Std. IV | | Std. V | | Std. VI & VII | | | | |
| | | B | G | B | G | B | G | B | G | B | G | B | G | B | G | B | G | B | G | |
| WESTERN (CONTD.): | | | | | | | | | | | | | | | | | | | | |
| Attard | P | - | - | 9 | 6 | 13 | 8 | 15 | 16 | 10 | 10 | 14 | 8 | 13 | 9 | - | - | 77 | 57 | 134 |
| | R | 1 | 2 | 1 | 1 | - | - | - | - | - | - | 2 | - | 3 | - | - | - | 7 | 3 | 10 |
| | NP | 4 | 12 | 1 | 2 | - | - | - | - | - | - | - | 1 | - | - | - | - | 5 | 15 | 20 |
| Rabat | P | - | - | 66 | 75 | 93 | 100 | 116 | 95 | 124 | 124 | 122 | 110 | 110 | 92 | 76 | 70 | 707 | 666 | 1,373 |
| | R | 17 | 7 | 8 | 9 | 4 | 12 | 5 | 10 | 3 | 1 | 4 | 8 | - | 1 | 7 | 4 | 48 | 52 | 100 |
| | NP | 65 | 67 | 37 | 30 | 1 | - | - | 2 | - | - | 1 | 1 | - | - | - | - | 124 | 100 | 224 |
| Mtahleb | P | - | - | 5 | 5 | 4 | 7 | 2 | 8 | 12 | 2 | 7 | 4 | 8 | 3 | 4 | 9 | 42 | 38 | 80 |
| | R | 1 | 2 | - | - | - | 2 | - | - | 1 | 1 | 1 | 1 | - | - | - | - | 3 | 6 | 9 |
| | NP | - | 4 | - | - | - | - | - | - | - | - | - | - | - | - | - | - | - | 4 | 4 |
| Bahrija | P | - | - | 4 | 5 | 4 | 8 | 5 | 6 | 5 | 6 | 7 | 5 | 5 | 5 | - | - | 30 | 35 | 65 |
| | R | 1 | - | - | - | - | - | - | - | 1 | - | - | - | 1 | - | - | - | 3 | - | 3 |
| | NP | 4 | 2 | - | - | - | 1 | 1 | - | - | - | - | - | - | - | - | - | 5 | 3 | 8 |
| Fawara | P | - | - | - | - | 4 | 3 | - | - | - | - | 5 | 1 | 1 | - | - | - | 10 | 4 | 14 |
| | R | 3 | 1 | - | - | - | - | - | - | - | - | - | - | - | - | - | - | 3 | 1 | 4 |
| | NP | 1 | 3 | - | - | - | - | - | - | - | - | - | - | - | - | - | - | 1 | 3 | 4 |
| Ghemieri | P | - | - | 4 | 12 | - | - | 8 | 12 | - | - | 7 | 14 | - | - | 4 | 7 | 23 | 45 | 68 |
| | R | - | - | - | - | - | - | - | - | - | - | - | - | - | - | - | - | - | - | - |
| | NP | - | - | - | 1 | - | - | - | - | - | - | - | - | - | - | - | - | - | 1 | 1 |

17. (CONTD.): PUPILS CLASSIFIED BY LOCALITY OF SCHOOL, CLASS, SEX AND WHETHER PROMOTED, REPEATERS OR NEW: 1967/68

| Locality | | Infants | | | | Primary | | | | | | | | | | | | All Classes | | Total Both Sexes |
|---|---|---|---|---|---|---|---|---|---|---|---|---|---|---|---|---|---|---|---|---|
| | | Stage I | | Stage II | | Std. I | | Std. II | | Std. III | | Std. IV | | Std. V | | Std. VI & VII | | | | |
| | | B | G | B | G | B | G | B | G | B | G | B | G | B | G | B | G | B | G | |
| NORTHERN: | | | | | | | | | | | | | | | | | | | | |
| Naxxar | P | - | - | 39 | 34 | 50 | 41 | 45 | 33 | 38 | 39 | 35 | 39 | 21 | 30 | 12 | 20 | 240 | 236 | 476 |
| | R | 5 | 3 | 3 | 4 | 2 | 11 | 3 | 10 | 6 | 8 | 7 | 8 | 13 | 4 | 2 | - | 41 | 48 | 89 |
| | NP | 39 | 30 | 7 | 8 | - | 1 | - | 1 | - | 1 | - | - | - | - | 2 | - | 48 | 49 | 97 |
| Gharghur | P | - | - | 22 | 18 | 17 | 22 | 22 | 21 | 16 | 17 | 14 | 16 | 19 | 16 | 11 | 12 | 121 | 122 | 243 |
| | R | 2 | 3 | 3 | 2 | 5 | 5 | - | 2 | 2 | 3 | 1 | 3 | - | - | - | - | 13 | 18 | 31 |
| | NP | 16 | 19 | 2 | 3 | 1 | - | 1 | - | - | - | - | - | - | - | - | - | 20 | 22 | 42 |
| Mellieha | P | - | - | 25 | 26 | 47 | 44 | 45 | 51 | 42 | 42 | 64 | 47 | 32 | 37 | 29 | 34 | 284 | 281 | 565 |
| | R | - | - | 2 | - | 2 | 3 | - | 2 | 3 | 1 | - | 3 | - | 1 | - | - | 7 | 10 | 17 |
| | NP | 24 | 18 | 13 | 23 | 3 | 1 | - | - | - | - | - | - | - | - | - | - | 40 | 42 | 82 |
| Sta. Paul's Bay | P | - | - | 26 | 23 | 28 | 19 | 31 | 27 | 33 | 25 | 37 | 28 | 41 | 29 | 27 | 18 | 223 | 169 | 392 |
| | R | 2 | 2 | 1 | - | - | 5 | - | 6 | - | 5 | - | 6 | 1 | 3 | 1 | - | 5 | 25 | 30 |
| | NP | 20 | 20 | 8 | 9 | 1 | - | 4 | 1 | - | - | - | 1 | 1 | - | 2 | - | 36 | 31 | 67 |
| Mosta | P | - | - | 42 | 52 | 72 | 76 | 82 | 72 | 73 | 93 | 76 | 81 | 55 | 67 | 33 | - | 433 | 441 | 874 |
| | R | 7 | 4 | 5 | 6 | 6 | 6 | 3 | - | 3 | - | 3 | 2 | 2 | - | - | - | 29 | 18 | 47 |
| | NP | 41 | 51 | 17 | 26 | 3 | - | 4 | 1 | 1 | 1 | 1 | 1 | - | - | 1 | - | 68 | 80 | 148 |
| Mgarr | P | - | - | 26 | 21 | 27 | 16 | 24 | 24 | 25 | 31 | 30 | 21 | 18 | 22 | 17 | 20 | 167 | 155 | 322 |
| | R | 3 | 1 | 1 | - | 2 | 1 | 5 | - | - | 1 | 2 | - | - | - | - | - | 13 | 3 | 16 |
| | NP | 22 | 16 | 2 | 1 | - | - | - | - | 1 | - | - | - | - | - | - | - | 25 | 17 | 42 |

17. (CONTD.): PUPILS CLASSIFIED BY LOCALITY OF SCHOOL, CLASS, SEX AND WHETHER PROMOTED, REPEATERS OR NEW: 1967/68

| Locality | | Infants | | | | Primary | | | | | | | | | | | | All Classes | | Total Both Sexes |
|---|---|---|---|---|---|---|---|---|---|---|---|---|---|---|---|---|---|---|---|---|
| | | Stage I | | Stage II | | Std. I | | Std. II | | Std. III | | Std. IV | | Std. V | | Std. VI & VII | | | | |
| | | B | G | B | G | B | G | B | G | B | G | B | G | B | G | B | G | B | G | |
| G O Z O: | | | | | | | | | | | | | | | | | | | | |
| Gharb | P | - | - | 18 | 16 | 8 | 21 | 10 | 10 | 11 | 8 | 7 | 7 | 5 | 5 | 3 | 6 | 62 | 73 | 135 |
| | R | 1 | 1 | - | - | 1 | - | 1 | - | 1 | - | - | - | 1 | - | - | - | 5 | 1 | 6 |
| | NP | 12 | 12 | 3 | 3 | - | - | - | - | - | - | - | - | - | - | - | - | 15 | 15 | 30 |
| Ghasri | P | - | - | 3 | 2 | 3 | 2 | 4 | 3 | 3 | 5 | 5 | 3 | 6 | 4 | - | - | 24 | 19 | 43 |
| | R | - | - | - | - | - | - | - | - | 1 | - | - | - | 2 | - | - | - | 3 | - | 3 |
| | NP | 1 | 5 | 1 | 1 | - | - | - | - | - | - | - | - | - | - | - | - | 2 | 6 | 8 |
| Zebbug | P | - | - | 4 | 8 | 14 | 9 | 13 | 15 | 4 | 10 | 10 | 18 | 8 | 4 | 4 | 3 | 57 | 67 | 124 |
| | R | 1 | 1 | - | - | - | - | - | - | - | - | - | - | - | - | - | - | 1 | 1 | 2 |
| | NP | 13 | 18 | 1 | 3 | - | - | - | - | - | - | - | - | - | - | - | - | 14 | 21 | 35 |
| Xaghra | P | - | - | 26 | 25 | 40 | 38 | 35 | 45 | 37 | 43 | 39 | 47 | 33 | 45 | 24 | 44 | 234 | 287 | 521 |
| | R | 4 | 4 | 3 | - | 2 | 4 | 5 | 2 | 7 | 3 | - | 1 | - | - | - | - | 21 | 14 | 35 |
| | NP | 39 | 15 | 6 | 9 | - | 1 | - | - | 1 | 1 | 1 | 1 | - | 2 | - | - | 47 | 29 | 76 |
| San Lawrenz | P | - | - | 4 | 7 | 6 | 7 | 4 | 4 | 4 | 4 | 6 | 3 | 6 | 3 | - | - | 30 | 28 | 58 |
| | R | - | - | 2 | - | 1 | - | - | - | - | - | - | - | - | - | - | - | 3 | - | 3 |
| | NP | 6 | 7 | - | 1 | - | 1 | - | 1 | - | 1 | - | - | - | - | - | - | 6 | 11 | 17 |
| Kercem | P | - | - | 20 | 11 | 19 | 15 | 6 | 17 | 17 | 17 | 14 | 17 | 8 | 9 | 3 | 6 | 87 | 92 | 179 |
| | R | - | - | - | - | - | - | 3 | - | - | - | 2 | - | 5 | 2 | 5 | - | 15 | 2 | 17 |
| | NP | 20 | 10 | 1 | 10 | 1 | 1 | 1 | - | 2 | - | - | - | 1 | 1 | - | - | 26 | 22 | 48 |

17. (CONTD.): PUPILS CLASSIFIED BY LOCALITY OF SCHOOL, CLASS, SEX AND WHETHER PROMOTED, REPEATERS OR NEW: 1967/68

| Locality | | Infants | | | | Primary | | | | | | | | | | | | All Classes | | Total Both Sexes |
|---|---|---|---|---|---|---|---|---|---|---|---|---|---|---|---|---|---|---|---|---|
| | | Stage I | | Stage II | | Std. I | | Std. II | | Std. III | | Std. IV | | Std. V | | Std. VI & VII | | | | |
| | | B | G | B | G | B | G | B | G | B | G | B | G | B | G | B | G | B | G | |
| G O Z O (CONTD.): | | | | | | | | | | | | | | | | | | | | |
| Victoria | P | - | - | 54 | 43 | 39 | 57 | 75 | 63 | 59 | 60 | 43 | 72 | 47 | 59 | 19 | 20 | 336 | 384 | 720 |
| | R | 2 | 1 | 6 | 7 | 5 | 5 | 11 | - | 8 | 1 | - | - | 1 | 2 | 8 | 4 | 41 | 20 | 61 |
| | NP | 66 | 17 | 15 | 43 | 24 | - | - | - | - | - | - | 3 | - | 1 | - | 1 | 108 | 65 | 170 |
| Nadur | P | - | - | 39 | 37 | 39 | 43 | 41 | 43 | 51 | 41 | 53 | 44 | 46 | 50 | 48 | 9 | 317 | 267 | 584 |
| | R | 6 | 3 | 5 | 2 | - | - | - | - | - | - | - | - | - | 7 | 2 | - | 13 | 12 | 25 |
| | NP | 44 | 29 | 6 | 4 | 1 | - | - | - | 1 | 1 | 3 | - | 1 | 4 | - | - | 56 | 38 | 94 |
| Qala | P | - | - | 13 | 14 | 18 | 13 | 17 | 17 | 16 | 15 | 17 | 17 | 9 | 16 | 7 | 9 | 97 | 101 | 198 |
| | R | 4 | 2 | 3 | 2 | - | 2 | 1 | - | - | - | | - | 1 | 2 | 2 | - | 11 | 8 | 19 |
| | NP | 15 | 9 | 1 | 2 | - | - | 1 | - | - | - | - | - | - | 1 | - | - | 17 | 12 | 29 |
| Sannat | P | - | - | 22 | 10 | 29 | 33 | 21 | 26 | 29 | 31 | 34 | 29 | 18 | 25 | 8 | 10 | 161 | 164 | 325 |
| | R | 2 | 2 | 3 | 1 | 2 | 2 | - | - | - | - | - | - | - | - | 2 | 1 | 9 | 6 | 15 |
| | NP | 14 | 22 | 6 | 7 | - | 2 | - | - | - | 1 | 1 | 1 | - | - | - | - | 21 | 33 | 54 |
| Xewkija | P | - | - | 47 | 37 | 33 | 35 | 36 | 43 | 41 | 66 | 40 | 50 | 30 | 37 | 29 | 11 | 256 | 279 | 535 |
| | R | 3 | - | 1 | 3 | 8 | 3 | 3 | 3 | - | - | - | - | 4 | - | 3 | - | 22 | 9 | 31 |
| | NP | 26 | 29 | 1 | 7 | 23 | - | - | - | - | - | - | 1 | - | - | - | - | 50 | 37 | 87 |
| Ghajnsielem | P | - | - | 17 | 23 | 26 | 25 | 18 | 44 | 24 | 22 | 20 | - | 19 | 15 | 9 | 10 | 133 | 139 | 272 |
| | R | 3 | 3 | 1 | 1 | 4 | 4 | 1 | - | - | - | - | - | 10 | - | 3 | 1 | 22 | 9 | 31 |
| | NP | 19 | 23 | - | 1 | 1 | - | - | 1 | - | - | - | - | - | - | - | - | 20 | 25 | 45 |

18. NUMBER AND PERCENTAGE OF REPEATERS BY LOCALITY GROUPS IN MALTA AND GOZO:
AS AT 30TH JUNE, 1968

| Locality | Number of Pupils | Number of Repeaters | Percentage of Repeaters |
|---|---|---|---|
| MALTA | 38,393 | 3,080 | 8.0 |
| INNER HARBOUR | | | |
| Valletta | 1,287 | 97 | 7.5 |
| Floriana | 614 | 59 | 9.6 |
| Marsa | 1,701 | 92 | 5.4 |
| Senglea | 854 | 92 | 10.8 |
| Cospicua | 1,188 | 142 | 12.0 |
| Vittoriosa | 511 | 44 | 8.6 |
| Kalkara | 262 | 37 | 14.1 |
| Paola | 1,813 | 136 | 7.5 |
| Sliema | 913 | 64 | 7.0 |
| Gzira | 834 | 61 | 7.3 |
| Msida | 739 | 67 | 9.1 |
| Hamrun | 2,532 | 163 | 6.4 |
| Pieta | 299 | 30 | 10.0 |
| OUTER HARBOUR | | | |
| Zabbar | 1,645 | 160 | 9.7 |
| Fgura | 277 | 38 | 13.7 |
| Tarxien | 752 | 80 | 10.6 |
| Luqa | 668 | 31 | 4.6 |
| Qormi | 2,825 | 120 | 4.2 |
| Birkirkara | 2,457 | 207 | 8.4 |
| St Julians | 810 | 68 | 8.4 |
| San Gwann | 287 | 9 | 3.1 |
| Sta Venera | 443 | 53 | 12.0 |

| Locality | Number of Pupils | Number of Repeaters | Percentage of Repeaters |
|---|---|---|---|
| SOUTHEASTERN | | | |
| Marsaskala | 130 | 20 | 15.4 |
| Gudja | 289 | 23 | 8.0 |
| Ghaxaq | 513 | 52 | 10.1 |
| Zejtun | 1,777 | 270 | 15.2 |
| Marsaxlokk | 229 | 17 | 7.4 |
| Birzebbugia | 727 | 41 | 5.6 |
| Mqabba | 363 | 19 | 5.2 |
| Kirkop | 217 | 21 | 9.7 |
| Safi | 120 | 11 | 9.2 |
| Qrendi | 263 | 24 | 9.1 |
| Zurrieq | 1,342 | 56 | 4.2 |
| WESTERN | | | |
| Zebbug | 1,405 | 149 | 10.6 |
| Siggiewi | 763 | 94 | 12.3 |
| Dingli | 315 | 24 | 7.6 |
| Lija | 528 | 53 | 10.0 |
| Attard | 164 | 10 | 6.1 |
| Rabat | 1,697 | 100 | 5.9 |
| Mtahleb | 93 | 9 | 9.7 |
| Bahrija | 76 | 3 | 3.9 |
| Fawwara | 22 | 4 | 18.2 |
| Ghemieri | 69 | - | - |
| NORTHERN | | | |
| Naxxar | 662 | 89 | 13.4 |

| Locality | Number of Pupils | Number of Repeaters | Percentage of Repeaters |
|---|---|---|---|
| NORTHERN (CONTD.) | | | |
| Gharghur | 316 | 31 | 9.8 |
| Mellieha | 664 | 17 | 2.6 |
| St Paul's Bay | 489 | 30 | 6.1 |
| Mosta | 1,069 | 47 | 4.4 |
| Mgarr | 380 | 16 | 4.2 |
| GOZO | 4,635 | 248 | 5.4 |
| Gharb | 171 | 6 | 3.5 |
| Ghasri | 54 | 3 | 5.6 |
| Zebbug | 161 | 2 | 1.2 |
| Xaghra | 632 | 35 | 5.5 |
| San Lawrenz | 78 | 3 | 3.8 |
| Kercem | 244 | 17 | 7.0 |
| Victoria | 951 | 61 | 6.4 |
| Nadur | 703 | 25 | 3.6 |
| Qala | 246 | 19 | 7.7 |
| Sannat | 394 | 15 | 3.8 |
| Xewkija | 653 | 31 | 4.7 |
| Ghajnsielem | 348 | 31 | 8.9 |

## 19. REPEATERS CLASSIFIED BY AGE, SEX AND CLASS: 1967/68

| Class and Sex | | Age | | | | | | | | | | | | Percentage of total pupils |
|---|---|---|---|---|---|---|---|---|---|---|---|---|---|---|
| | | 5 | 6 | 7 | 8 | 9 | 10 | 11 | 12 | 13 | 14 & Over | Total Repeaters | Total Pupils | |
| MALTESE ISLANDS | | - | 68 | 419 | 389 | 379 | 388 | 515 | 442 | 477 | 251 | 3,328 | 43,028 | 7.7 |
| MALTA | | - | 51 | 386 | 361 | 347 | 358 | 490 | 422 | 436 | 229 | 3,080 | 38,393 | 8.0 |
| GOZO | | - | 17 | 33 | 28 | 32 | 30 | 25 | 20 | 41 | 22 | 248 | 4,635 | 5.4 |
| M A L T A: | | | | | | | | | | | | | | |
| INFANTS: | | | | | | | | | | | | | | |
| Stage 1 | B | - | 26 | 175 | 72 | 5 | 1 | - | 1 | - | - | 280 | 2,063 | 13.6 |
| | G | - | 20 | 147 | 35 | 5 | - | - | - | - | - | 207 | 1,841 | 11.2 |
| Stage 11 | B | - | 1 | 28 | 95 | 61 | 14 | 3 | - | - | - | 202 | 2,638 | 7.7 |
| | G | - | 3 | 21 | 83 | 52 | 16 | 3 | 1 | 1 | - | 180 | 2,580 | 7.0 |
| PRIMARY: | | | | | | | | | | | | | | |
| Standard 1 | B | - | 1 | 2 | 27 | 77 | 75 | 31 | 10 | 3 | - | 226 | 2,782 | 8.1 |
| | G | - | - | 7 | 43 | 120 | 76 | 24 | 8 | 1 | - | 279 | 2,703 | 10.3 |
| Standard 11 | B | - | - | 4 | 3 | 8 | 52 | 68 | 45 | 18 | 3 | 201 | 2,818 | 7.1 |
| | G | - | - | 2 | 3 | 19 | 91 | 94 | 41 | 13 | 4 | 267 | 2,869 | 9.3 |
| Standard 111 | B | - | - | - | - | - | 13 | 57 | 63 | 51 | 4 | 188 | 2,938 | 6.4 |
| | G | - | - | - | - | - | 15 | 63 | 84 | 35 | 9 | 206 | 2,686 | 7.7 |
| Standard IV | B | - | - | - | - | - | - | 10 | 43 | 68 | 22 | 143 | 2,903 | 4.9 |
| | G | - | - | - | - | - | 5 | 30 | 62 | 74 | 16 | 187 | 2,707 | 6.9 |
| Standard V | B | - | - | - | - | - | - | - | 25 | 118 | 57 | 200 | 2,185 | 9.2 |
| | G | - | - | - | - | - | - | 107 | 37 | 11 | 11 | 166 | 2,115 | 7.8 |
| Standard VI | B | - | - | - | - | - | - | - | 1 | 26 | 63 | 90 | 1,195 | 7.5 |
| | G | - | - | - | - | - | - | - | 1 | 17 | 7 | 25 | 1,098 | 2.3 |
| Standard VII | B | - | - | - | - | - | - | - | - | - | 33 | 33 | 215 | 15.3 |
| | G | - | - | - | - | - | - | - | - | - | - | - | 57 | - |
| G O Z O: | | | | | | | | | | | | | | |
| INFANTS: | | | | | | | | | | | | | | |
| Stage 1 | B | - | 12 | 14 | - | - | - | - | - | - | - | 26 | 301 | 8.6 |
| | G | - | 5 | 8 | 4 | - | - | - | - | - | - | 17 | 213 | 8.0 |
| Stage 11 | B | - | - | 4 | 13 | 6 | 1 | - | - | - | - | 24 | 332 | 7.2 |
| | G | - | - | 7 | 4 | 5 | - | - | - | - | - | 16 | 340 | 4.7 |
| PRIMARY: | | | | | | | | | | | | | | |
| Standard 1 | B | - | - | - | 1 | 6 | 9 | 5 | 1 | 1 | - | 23 | 347 | 6.6 |
| | G | - | - | - | 6 | 14 | - | - | - | - | - | 20 | 333 | 6.0 |
| Standard 11 | B | - | - | - | - | 1 | 12 | 7 | 3 | 1 | 1 | 25 | 307 | 8.1 |
| | G | - | - | - | - | - | 3 | 2 | - | - | - | 5 | 337 | 1.5 |
| Standard 111 | B | - | - | - | - | - | 3 | 8 | 3 | 2 | 1 | 17 | 317 | 5.4 |
| | G | - | - | - | - | - | 2 | 2 | - | - | - | 4 | 330 | 1.2 |
| Standard IV | B | - | - | - | - | - | - | - | 2 | - | - | 2 | 295 | 0.7 |
| | G | - | - | - | - | - | - | 1 | - | - | - | 1 | 314 | 0.3 |
| Standard V | B | - | - | - | - | - | - | - | 5 | 15 | 4 | 24 | 261 | 9.2 |
| | G | - | - | - | - | - | - | - | 5 | 8 | - | 13 | 294 | 4.4 |
| Stardard VI | B | - | - | - | - | - | - | - | 1 | 9 | 13 | 23 | 166 | 13.9 |
| | G | - | - | - | - | - | - | - | - | 5 | 1 | 6 | 127 | 4.7 |
| Standard VII | B | - | - | - | - | - | - | - | - | - | 2 | 2 | 13 | 15.4 |
| | G | - | - | - | - | - | - | - | - | - | - | - | 8 | - |

## 20. SUMMARY TABLE OF REPEATERS IN INFANT AND PRIMARY SECTIONS:

| Sections | Malta | | | Gozo | | |
|---|---|---|---|---|---|---|
| | Number of Pupils | Number of Repeaters | Percentage of Repeaters | Number of Pupils | Number of Repeaters | Percentage of Repeaters |
| Both Sections | 38,393 | 3,080 | 8.0 | 4,635 | 248 | 5.4 |
| Infants | 9,122 | 869 | 9.5 | 1,186 | 83 | 7.0 |
| Primary | 29,271 | 2,211 | 7.6 | 3,449 | 165 | 4.8 |

## 21. ABSENCES OF PUPILS: 1967/68

| Class | No. of pupils with the following no. of absences (sessions) | | | | | | | | | | | | | Total Number of Pupils * | Number of Absences | Average Number of absences per pupil |
|---|---|---|---|---|---|---|---|---|---|---|---|---|---|---|---|---|
| | 1 — 9 | 10 — 19 | 20 — 29 | 30 — 39 | 40 — 49 | 50 — 59 | 60 — 69 | 70 — 79 | 80 — 89 | 90 — 99 | 100 — 149 | 150 — 199 | 200 & Over | | | |
| | **Boys** | | | | | | | | | | | | | | | |
| Stage 1 | 628 | 613 | 386 | 261 | 136 | 97 | 54 | 33 | 20 | 13 | 26 | 7 | 21 | 2,364 | 59,212 | 25.0 |
| Stage 11 | 1,049 | 848 | 453 | 226 | 112 | 58 | 41 | 21 | 16 | 10 | 26 | 6 | 9 | 2,970 | 56,696 | 19.1 |
| Standard 1 | 1,133 | 885 | 435 | 215 | 114 | 81 | 41 | 20 | 15 | 18 | 23 | 13 | 23 | 3,129 | 63,320 | 20.2 |
| Standard 11 | 1,073 | 847 | 446 | 275 | 121 | 69 | 44 | 32 | 22 | 23 | 26 | 15 | 29 | 3,125 | 68,594 | 22.0 |
| Standard 111 | 1,049 | 828 | 501 | 256 | 143 | 104 | 61 | 40 | 23 | 18 | 59 | 13 | 30 | 3,255 | 77,787 | 23.9 |
| Standard IV | 949 | 830 | 466 | 294 | 186 | 99 | 56 | 35 | 30 | 22 | 42 | 21 | 33 | 3,198 | 79,501 | 24.9 |
| Standard V | 631 | 582 | 384 | 243 | 132 | 91 | 62 | 43 | 28 | 23 | 69 | 33 | 34 | 2,446 | 74,310 | 30.4 |
| Standard VI | 221 | 269 | 215 | 136 | 89 | 69 | 54 | 40 | 25 | 21 | 57 | 25 | 27 | 1,361 | 51,472 | 37.8 |
| Standard VII | 36 | 31 | 39 | 23 | 13 | 9 | 9 | 9 | 3 | 5 | 12 | 6 | 9 | 228 | 10,629 | 46.6 |
| | **Girls** | | | | | | | | | | | | | | | |
| Stage 1 | 476 | 572 | 320 | 187 | 146 | 81 | 48 | 33 | 22 | 13 | 29 | 9 | 10 | 2,054 | 52,691 | 25.1 |
| Stage 11 | 969 | 820 | 408 | 245 | 110 | 84 | 44 | 34 | 13 | 13 | 19 | 9 | 13 | 2,920 | 58,563 | 20.1 |
| Standard 1 | 997 | 852 | 447 | 259 | 124 | 65 | 40 | 25 | 25 | 15 | 28 | 9 | 15 | 3,036 | 62,301 | 20.5 |
| Standard 11 | 1,051 | 866 | 501 | 279 | 160 | 73 | 48 | 24 | 18 | 12 | 33 | 12 | 18 | 3,206 | 68,482 | 21.4 |
| Standard 111 | 921 | 799 | 459 | 268 | 143 | 94 | 66 | 25 | 22 | 18 | 36 | 19 | 25 | 3,016 | 70,966 | 23.5 |
| Standard IV | 891 | 774 | 455 | 253 | 160 | 91 | 49 | 57 | 37 | 25 | 65 | 19 | 29 | 3,021 | 79,408 | 26.3 |
| Standard V | 625 | 550 | 344 | 242 | 118 | 88 | 62 | 45 | 30 | 28 | 70 | 29 | 44 | 2,409 | 76,526 | 31.8 |
| Standard VI | 207 | 196 | 156 | 113 | 82 | 65 | 52 | 42 | 29 | 20 | 52 | 19 | 68 | 1,225 | 58,452 | 47.7 |
| Standard VII | 2 | 8 | 7 | 4 | 6 | 2 | 3 | 1 | 1 | - | 5 | 1 | 15 | 65 | 6,493 | 99.9 |

* Includes non-absentees

22. NUMBER AND PERCENTAGE OF PUPILS TAKING MILK, COD LIVER OIL AND TABLETS, CLASSIFIED BY SEX: 1967/68

| Nourishments | Total | % | Boys | % | Girls | % |
|---|---|---|---|---|---|---|
| | Maltese Islands | | | | | |
| Milk/Cod Liver oil/Tablets | 6,278 | 14.6 | 2,826 | 12.8 | 3,452 | 16.5 |
| Milk/Cod Liver oil | 1,164 | 2.7 | 427 | 1.9 | 737 | 3.5 |
| Milk/Tablets | 4,094 | 9.5 | 1,938 | 8.8 | 2,156 | 10.3 |
| Cod Liver oil/Tablets | 413 | 1.0 | 217 | 1.0 | 196 | 0.9 |
| Milk | 25,929 | 60.3 | 13,992 | 63.4 | 11,937 | 57.0 |
| Cod Liver oil | 146 | 0.3 | 82 | 0.4 | 64 | 0.3 |
| Tablets | 384 | 0.9 | 226 | 1.0 | 158 | 0.8 |
| Pupils not taking nourishments | 4,620 | 10.7 | 2,368 | 10.7 | 2,252 | 10.7 |
| TOTAL | 43,028 | 100.0 | 22,076 | 100.0 | 20,952 | 100.0 |
| | Malta | | | | | |
| Milk/Cod Liver oil/Tablets | 6,275 | 16.3 | 2,824 | 14.3 | 3,451 | 18.5 |
| Milk/Cod Liver oil | 1,157 | 3.0 | 424 | 2.2 | 733 | 3.9 |
| Milk/Tablets | 4,089 | 10.6 | 1,936 | 9.8 | 2,153 | 11.6 |
| Cod Liver oil/Tablets | 412 | 1.1 | 216 | 1.1 | 196 | 1.1 |
| Milk | 22,290 | 58.1 | 12,198 | 61.8 | 10,092 | 54.1 |
| Cod Liver oil | 142 | 0.4 | 78 | 0.4 | 64 | 0.3 |
| Tablets | 381 | 1.0 | 223 | 1.1 | 158 | 0.8 |
| Pupils not taking nourishments | 3,647 | 9.5 | 1,838 | 9.3 | 1,809 | 9.7 |
| TOTAL | 38,393 | 100.0 | 19,737 | 100.0 | 18,656 | 100.0 |
| | Gozo | | | | | |
| Milk/Cod Liver oil/Tablets | 3 | 0.1 | 2 | 0.1 | 1 | - |
| Milk/Cod Liver oil | 7 | 0.2 | 3 | 0.1 | 4 | 0.2 |
| Milk/Tablets | 5 | 0.1 | 2 | 0.1 | 3 | 0.1 |
| Cod Liver oil/Tablets | 1 | - | 1 | - | - | - |
| Milk | 3,639 | 78.5 | 1,794 | 76.7 | 1,845 | 80.4 |
| Cod Liver oil | 4 | 0.1 | 4 | 0.2 | - | - |
| Tablets | 3 | 0.1 | 3 | 0.1 | - | - |
| Pupils not taking nourishments | 973 | 20.9 | 530 | 22.7 | 443 | 19.3 |
| TOTAL | 4,635 | 100.0 | 2,339 | 100.0 | 2,296 | 100.0 |

23. TEACHING STAFF CLASSIFIED BY AGE, SEX AND STATUS, 1967/68

| Age | Total | Males | | Females | |
|---|---|---|---|---|---|
| | | Perm. | Temp. | Perm. | Temp. |
| Total | 2,014 | 702 | 78 | 1,097 | 137 |
| Under 20 | 6 | - | - | 6 | - |
| 16 | - | - | - | - | - |
| 17 | - | - | - | - | - |
| 18 | 1 | - | - | 1 | - |
| 19 | 5 | - | - | 5 | - |
| 20 - 24 | 561 | 78 | 47 | 365 | 71 |
| 20 | 33 | 1 | 2 | 27 | 3 |
| 21 | 87 | 4 | 7 | 71 | 5 |
| 22 | 137 | 22 | 10 | 87 | 18 |
| 23 | 154 | 25 | 13 | 93 | 23 |
| 24 | 150 | 26 | 15 | 87 | 22 |
| 25 - 29 | 478 | 202 | 20 | 209 | 47 |
| 25 | 120 | 35 | 8 | 57 | 20 |
| 26 | 187 | 31 | 4 | 46 | 6 |
| 27 | 101 | 53 | 2 | 36 | 10 |
| 28 | 82 | 41 | 3 | 31 | 7 |
| 29 | 88 | 42 | 3 | 39 | 4 |
| 30 - 34 | 259 | 126 | 3 | 120 | 10 |
| 30 | 56 | 25 | 1 | 24 | 6 |
| 31 | 60 | 32 | 2 | 24 | 2 |
| 32 | 60 | 30 | - | 29 | 1 |
| 33 | 48 | 25 | - | 23 | - |
| 34 | 35 | 14 | - | 20 | 1 |
| 35 - 39 | 195 | 77 | 2 | 116 | - |
| 35 | 33 | 14 | - | 19 | - |
| 36 | 32 | 9 | - | 23 | - |
| 37 | 47 | 17 | 1 | 29 | - |
| 38 | 56 | 20 | 1 | 35 | - |
| 39 | 27 | 17 | - | 10 | - |
| 40 - 44 | 179 | 81 | 2 | 95 | 1 |
| 40 | 41 | 17 | 1 | 23 | - |
| 41 | 34 | 21 | - | 13 | - |
| 42 | 42 | 19 | - | 23 | - |
| 43 | 32 | 12 | 1 | 19 | - |
| 44 | 30 | 12 | - | 17 | 1 |
| 45 - 49 | 169 | 63 | 4 | 98 | 4 |
| 45 | 26 | 10 | - | 15 | 1 |
| 46 | 33 | 8 | 3 | 21 | 1 |
| 47 | 31 | 13 | - | 18 | - |
| 48 | 38 | 12 | 1 | 23 | 2 |
| 49 | 41 | 20 | - | 21 | - |
| 50 - 54 | 90 | 46 | - | 41 | 3 |
| 50 | 25 | 15 | - | 9 | 1 |
| 51 | 16 | 9 | - | 7 | - |
| 52 | 15 | 8 | - | 7 | - |
| 53 | 15 | 9 | - | 5 | 1 |
| 54 | 19 | 5 | - | 13 | 1 |
| 55 - 59 | 77 | 29 | - | 47 | 1 |
| 55 | 19 | 11 | - | 8 | - |
| 56 | 53 | 16 | - | 36 | 1 |
| 57 | 3 | 2 | - | 1 | - |
| 58 | 1 | - | - | 1 | - |
| 59 | 1 | - | - | 1 | - |
| 60 & Over | - | - | - | - | - |

24. TEACHING STAFF* CLASSIFIED BY TYPE OF SCHOOL, SEX AND STATUS: 1967/68

| Type of School | Headteachers | | School Assistants | | | | Teachers | | | | | | | |
|---|---|---|---|---|---|---|---|---|---|---|---|---|---|---|
| | | | I/c School | | not I/c School | | Permanent I/c of Class | | Permanent not I/c of Class | | Temporary I/c of Class | | Temporary not I/c of Class | |
| | M | F | M | F | M | F | M | F | M | F | M | F | M | F |
| **ALL TYPES** | | | | | | | | | | | | | | |
| Maltese Islands | 53 | 49 | 12 | 1 | 29 | 20 | 693 | 1,088 | 9 | 9 | 73 | 136 | 5 | 1 |
| Malta | 45 | 45 | 8 | 1 | 28 | 19 | 591 | 950 | 9 | 6 | 73 | 135 | 4 | 1 |
| Gozo | 8 | 4 | 4 | - | 1 | 1 | 102 | 138 | - | 3 | - | 1 | 1 | - |
| **BOYS** | | | | | | | | | | | | | | |
| Maltese Islands | 30 | - | 5 | - | 25 | - | 543 | 11 | 9 | - | 62 | 3 | 5 | - |
| Malta | 27 | - | 3 | - | 24 | - | 486 | 11 | 9 | - | 62 | 3 | 4 | - |
| Gozo | 4 | - | - | - | 1 | - | 57 | - | - | - | - | - | 1 | - |
| **GIRLS** | | | | | | | | | | | | | | |
| Maltese Islands | - | 11 | - | - | - | 9 | - | 261 | - | 1 | - | 33 | - | - |
| Malta | - | 11 | - | - | - | 9 | - | 261 | - | 1 | - | 33 | - | - |
| Gozo | - | - | - | - | - | - | - | - | - | - | - | - | - | - |
| **INFANTS** | | | | | | | | | | | | | | |
| Maltese Islands | - | 11 | - | - | - | - | - | 153 | - | - | - | 17 | - | - |
| Malta | - | 11 | - | - | - | - | - | 153 | - | - | - | 17 | - | - |
| Gozo | - | - | - | - | - | - | - | - | - | - | - | - | - | - |
| **GIRLS/INFANTS** | | | | | | | | | | | | | | |
| Maltese Islands | - | 27 | - | - | - | 4 | - | 458 | - | 8 | - | 51 | - | 1 |
| Malta | - | 23 | - | - | - | 4 | - | 375 | - | 5 | - | 51 | - | 1 |
| Gozo | - | 4 | - | - | - | - | - | 83 | - | 3 | - | - | - | - |
| **BOYS/INFANTS** | | | | | | | | | | | | | | |
| Maltese Islands | 3 | - | - | - | 1 | - | 32 | 10 | - | - | 1 | 3 | - | - |
| Malta | 3 | - | - | - | 1 | - | 32 | 10 | - | - | 1 | 3 | - | - |
| Gozo | - | - | - | - | - | - | - | - | - | - | - | - | - | - |
| **BOYS/GIRLS/INFANTS** | | | | | | | | | | | | | | |
| Maltese Islands | 19 | - | 9 | 1 | 3 | 7 | 118 | 195 | - | - | 10 | 29 | - | - |
| Malta | 15 | - | 5 | 1 | 3 | 6 | 73 | 140 | - | - | 10 | 28 | - | - |
| Gozo | 4 | - | 4 | - | - | 1 | 45 | 55 | - | - | - | 1 | - | - |

* Includes Headteachers and School Assistants who normally do not teach.

25. SUMMARY OF ITEMS CONNECTED WITH PREMISES: MALTESE ISLANDS: 1966/67 -

| Item | 1966/67 | | | 1967/68. | | | Increase (+) or Decrease (-) | | |
|---|---|---|---|---|---|---|---|---|---|
| | Malta | Gozo | Total | Malta | Gozo | Total | Malta | Gozo | Total |
| Number of School Premises | 111 | 18 | 129 | 109 | 16 | 125 | - 2 | - 2 | - 4 |
| a) Government owned | 93 | 16 | 109 | 94 | 14 | 108 | + 1 | - 2 | - 1 |
| b) Privately owned | 18 | 2 | 20 | 15 | 2 | 17 | - 3 | - | - 3 |
| Total number of rooms | 2,351 | 362 | 2,713 | 2,358 | 384 | 2,742 | + 7 | + 22 | + 29 |
| Rooms in use as: | | | | | | | | | |
| a) Classrooms | 1,838 | 246 | 2,084 | 1,808 | 253 | 2,061 | - 30 | + 7 | - 23 |
| b) Workshops | 23 | 8 | 31 | 25 | 8 | 33 | + 2 | - | + 2 |
| c) Needlework or Domestic Science rooms | 39 | 11 | 50 | 40 | 12 | 52 | + 1 | + 1 | + 2 |
| d) Offices | 123 | 18 | 141 | 126 | 18 | 144 | + 3 | - | + 3 |
| e) Staffrooms | 44 | 12 | 56 | 43 | 13 | 56 | - 1 | + 1 | - |
| f) Storerooms | 129 | 24 | 153 | 136 | 27 | 163 | + 7 | + 3 | + 10 |
| g) Other rooms | 155 | 43 | 198 | 180 | 53 | 233 | + 25 | + 10 | + 35 |

GOVT. PRIMARY SCHOOLS

26. NUMBER OF SCHOOLS, PREMISES, ROOMS, CLASSROOMS, ETC: 1967/68

| Type of School | School | Premises | | | Total Number of Rooms | Classrooms | Workshops | Needlework and Domestic Science Rooms | Offices | Staffrooms | Storerooms | Other Rooms |
|---|---|---|---|---|---|---|---|---|---|---|---|---|
| | | Total No. of | Government Owned | Privately Owned | | | | | | | | |
| **ALL TYPES** | | | | | | | | | | | | |
| Maltese Islands | 113 | 125 | 108 | 17 | 2,742 | 2,061 | 33 | 52 | 144 | 56 | 163 | 233 |
| Malta | 97 | 109 | 94 | 15 | 2,358 | 1,808 | 25 | 40 | 126 | 43 | 136 | 180 |
| Gozo | 16 | 16 | 14 | 2 | 384 | 253 | 8 | 12 | 18 | 13 | 27 | 53 |
| **BOYS** | | | | | | | | | | | | |
| Maltese Islands | 32 | 36 | 33 | 3 | 857 | 636 | 24 | - | 43 | 19 | 54 | 81 |
| Malta | 28 | 32 | 29 | 3 | 775 | 578 | 20 | - | 39 | 15 | 49 | 74 |
| Gozo | 4 | 4 | 4 | - | 82 | 58 | 4 | - | 4 | 4 | 5 | 7 |
| **GIRLS** | | | | | | | | | | | | |
| Maltese Islands | 12 | 13 | 12 | 1 | 360 | 291 | - | 13 | 17 | 5 | 16 | 18 |
| Malta | 12 | 13 | 12 | 1 | 360 | 291 | - | 13 | 17 | 5 | 16 | 18 |
| Gozo | - | - | - | - | - | - | - | - | - | - | - | - |
| **INFANTS** | | | | | | | | | | | | |
| Maltese Islands | 11 | 14 | 12 | 2 | 220 | 177 | - | - | 11 | 5 | 14 | 13 |
| Malta | 11 | 14 | 12 | 2 | 220 | 177 | - | - | 11 | 5 | 14 | 13 |
| Gozo | - | - | - | - | - | - | - | - | - | - | - | - |
| **GIRLS/INFANTS** | | | | | | | | | | | | |
| Maltese Islands | 27 | 28 | 23 | 5 | 662 | 531 | - | 20 | 34 | 9 | 30 | 38 |
| Malta | 23 | 24 | 19 | 5 | 558 | 448 | - | 16 | 29 | 6 | 24 | 35 |
| Gozo | 4 | 4 | 4 | - | 104 | 83 | - | 4 | 5 | 3 | 6 | 3 |
| **BOYS INFANTS** | | | | | | | | | | | | |
| Maltese Islands | 3 | 4 | 3 | 1 | 60 | 43 | 2 | - | 4 | 1 | 5 | 5 |
| Malta | 3 | 4 | 3 | 1 | 60 | 43 | 2 | - | 4 | 1 | 5 | 5 |
| Gozo | - | - | - | - | - | - | - | - | - | - | - | - |
| **BOYS/GIRLS/INFANTS** | | | | | | | | | | | | |
| Maltese Islands | 28 | 30 | 25 | 5 | 583 | 383 | 7 | 19 | 35 | 17 | 44 | 78 |
| Malta | 20 | 22 | 19 | 3 | 385 | 271 | 3 | 11 | 26 | 11 | 28 | 35 |
| Gozo | 8 | 8 | 6 | 2 | 198 | 112 | 4 | 8 | 9 | 6 | 16 | 43 |

27. GOVERNMENT INFANT AND PRIMARY SCHOOLS, CLASSIFIED BY TYPE OF SCHOOL AND NUMBER OF PREMISES: 1967/68

| Type of School | Total No. of Premises | School housed in | | | | Total No. of Premises |
|---|---|---|---|---|---|---|
| | | 1 Premises | 2 Premises | 3 Premises | 4 Premises | |
| ALL TYPES: | | | | | | |
| Maltese Islands | 113 | 101 | 12 | - | - | 125 |
| Malta | 97 | 85 | 12 | - | - | 109 |
| Gozo | 16 | 16 | - | - | - | 16 |
| BOYS: | | | | | | |
| Maltese Islands | 32 | 28 | 4 | - | - | 36 |
| Malta | 28 | 24 | 4 | - | - | 32 |
| Gozo | 4 | 4 | - | - | - | 4 |
| GIRLS: | | | | | | |
| Maltese Islands | 12 | 11 | 1 | - | - | 13 |
| Malta | 12 | 11 | 1 | - | - | 13 |
| Gozo | - | - | - | - | - | - |
| INFANTS: | | | | | | |
| Maltese Islands | 11 | 8 | 3 | - | - | 14 |
| Malta | 11 | 8 | 3 | - | - | 14 |
| Gozo | - | - | - | - | - | - |
| GIRLS/INFANTS: | | | | | | |
| Maltese Islands | 27 | 26 | 1 | - | - | 28 |
| Malta | 23 | 22 | 1 | - | - | 24 |
| Gozo | 4 | 4 | - | - | - | 4 |
| BOYS/INFANTS: | | | | | | |
| Maltese Islands | 3 | 2 | 1 | - | - | 4 |
| Malta | 3 | 2 | 1 | - | - | 4 |
| Gozo | - | - | - | - | - | - |
| BOYS/GIRLS/INFANTS: | | | | | | |
| Maltese Islands | 28 | 26 | 2 | - | - | 30 |
| Malta | 20 | 18 | 2 | - | - | 22 |
| Gozo | 8 | 8 | - | - | - | 8 |

## 28. SUMMARY TABLE OF CLASSES, STUDENTS AND TEACHERS IN EACH SCHOOL: 1967/68

| School | Number of Schools | Number of Classes | Students | | | Teaching Staff | | |
|---|---|---|---|---|---|---|---|---|
| | | | Total | Boys | Girls | Total | Males | Females |
| MALTESE ISLANDS | 6 | 180 | 4,486 | 1,471 | 3,015 | 330 | 159 | 171 |
| MALTA | 4 | 158 | 3,931 | 1,312 | 2,619 | 287 | 135 | 152 |
| GOZO | 2 | 22 | 555 | 159 | 396 | 43 | 24 | 19 |
| M A L T A : | | | | | | | | |
| Boys: | | | | | | | | |
| Lyceum (Hamrun) | 1 | 57 | 1,331 | 1,312 | 19 | 98 | 98 | - |
| Girls: | | | | | | | | |
| St. Louis Grammar School (Sliema) | 1 | 20 | 447 | - | 447 | 37 | 6 | 31 |
| Grammar School (Blata l-Bajda) | 1 | 58 | 1,604 | - | 1,604 | 103 | 23 | 80 |
| St. Theresa Grammar School (Mdina) | 1 | 23 | 549 | - | 549 | 49 | 8 | 41 |
| G O Z O: | | | | | | | | |
| Boys: | | | | | | | | |
| Lyceum (Victoria) | 1 | 6 | 159 | 159 | - | 16 | 16 | - |
| Girls: | | | | | | | | |
| St. Mary Grammar School (Victoria) | 1 | 16 | 396 | - | 396 | 27 | 8 | 19 |

## 29. NUMBER AND PERCENTAGE OF STUDENTS BY AGE AND SEX: 30TH JUNE, 1968

| Age | Number of Students | | | Percentage | | |
|---|---|---|---|---|---|---|
| | Total | Boys | Girls | Total | Boys | Girls |
| Total all ages | 4,486 | 1,471 | 3,015 | 100.0 | 100.0 | 100.0 |
| 9 | - | - | - | - | - | - |
| 10 | 2 | - | 2 | - | - | 0.1 |
| 11 | 93 | 33 | 60 | 2.1 | 2.3 | 2.0 |
| 12 | 457 | 155 | 302 | 10.2 | 10.5 | 10.0 |
| 13 | 847 | 277 | 570 | 18.9 | 18.8 | 18.9 |
| 14 | 914 | 317 | 597 | 20.4 | 21.5 | 19.8 |
| 15 | 754 | 235 | 519 | 16.8 | 16.0 | 17.2 |
| 16 | 723 | 241 | 482 | 16.1 | 16.4 | 16.0 |
| 17 | 481 | 152 | 329 | 10.7 | 10.3 | 10.9 |
| 18 | 188 | 48 | 140 | 4.2 | 3.3 | 4.6 |
| 19 | 22 | 10 | 12 | 0.5 | 0.7 | 0.4 |
| 20 and over | 5 | 3 | 2 | 0.1 | 0.2 | 0.1 |

30. NUMBER AND PERCENTAGE OF STUDENTS CLASSIFIED BY CLASS AND SEX: 30TH JUNE, 1968

| Class | Students | | | Percentage | | |
|---|---|---|---|---|---|---|
| | Total | Boys | Girls | Total | Boys | Girls |
| Total all Classes | 4,486 | 1,471 | 3,015 | 100.0 | 100.0 | 100.0 |
| Class I | 1,287 | 364 | 923 | 28.7 | 24.7 | 30.6 |
| Class II | 820 | 299 | 521 | 18.3 | 20.3 | 17.3 |
| Class III | 847 | 286 | 561 | 18.9 | 19.5 | 18.6 |
| Class IV | 840 | 274 | 566 | 18.7 | 18.6 | 18.8 |
| Class V | 574 | 188 | 386 | 12.8 | 12.8 | 12.8 |
| Sixth Form Arts (1st Year) | 65 | 25 | 40 | 1.4 | 1.7 | 1.3 |
| Sixth Form Arts (2nd Year) | 53 | 35 | 18 | 1.2 | 2.4 | 0.6 |

31. STUDENTS CLASSIFIED BY CLASS, SEX AND AGE: 30TH JUNE, 1968

| Class and Sex | | Age | | | | | | | | | | | | Total |
|---|---|---|---|---|---|---|---|---|---|---|---|---|---|---|
| | | 9 | 10 | 11 | 12 | 13 | 14 | 15 | 16 | 17 | 18 | 19 | 20 & Over | |
| Total all Classes | T | - | 2 | 93 | 457 | 847 | 914 | 754 | 723 | 481 | 188 | 22 | 5 | 4,486 |
| | B | - | - | 33 | 155 | 277 | 317 | 235 | 241 | 152 | 48 | 10 | 3 | 1,471 |
| | G | - | 2 | 60 | 302 | 570 | 597 | 519 | 482 | 329 | 140 | 12 | 2 | 3,015 |
| Class I | T | - | 2 | 93 | 383 | 498 | 307 | 4 | - | - | - | - | - | 1,287 |
| | B | - | - | 33 | 121 | 130 | 80 | - | - | - | - | - | - | 364 |
| | G | - | 2 | 60 | 262 | 368 | 227 | 4 | - | - | - | - | - | 923 |
| Class II | T | - | - | - | 72 | 251 | 310 | 166 | 20 | 1 | - | - | - | 820 |
| | B | - | - | - | 34 | 108 | 113 | 40 | 4 | - | - | - | - | 299 |
| | G | - | - | - | 38 | 143 | 197 | 126 | 16 | 1 | - | - | - | 521 |
| Class III | T | - | - | - | 1 | 96 | 225 | 324 | 170 | 28 | 3 | - | - | 847 |
| | B | - | - | - | - | 38 | 95 | 89 | 48 | 15 | 1 | - | - | 286 |
| | G | - | - | - | 1 | 58 | 130 | 235 | 122 | 13 | 2 | - | - | 561 |
| Class IV | T | - | - | - | 1 | 2 | 68 | 214 | 330 | 202 | 23 | - | - | 840 |
| | B | - | - | - | - | 1 | 28 | 78 | 94 | 67 | 6 | - | - | 274 |
| | G | - | - | - | 1 | 1 | 40 | 136 | 236 | 135 | 17 | - | - | 566 |
| Class V | T | - | - | - | - | - | 4 | 46 | 179 | 203 | 134 | 8 | - | 574 |
| | B | - | - | - | - | - | 1 | 28 | 78 | 52 | 26 | 3 | - | 188 |
| | G | - | - | - | - | - | 3 | 18 | 101 | 151 | 108 | 5 | - | 386 |
| Sixth Form Arts (1st year) | T | - | - | - | - | - | - | - | 16 | 25 | 15 | 7 | 2 | 65 |
| | B | - | - | - | - | - | - | - | 9 | 8 | 6 | 2 | - | 25 |
| | G | - | - | - | - | - | - | - | 7 | 17 | 9 | 5 | 2 | 40 |
| Sixth Form Arts (2nd year) | T | - | - | - | - | - | - | - | 8 | 22 | 13 | 7 | 3 | 53 |
| | B | - | - | - | - | - | - | - | 8 | 10 | 9 | 5 | 3 | 35 |
| | G | - | - | - | - | - | - | - | - | 12 | 4 | 2 | - | 18 |

## 32. MEAN AGE OF STUDENTS BY CLASS AND SEX: 1967/68

| | Total | Boys | Girls |
|---|---|---|---|
| Class I | 12.8 | 12.7 | 12.8 |
| Class II | 13.8 | 13.6 | 13.9 |
| Class III | 14.8 | 14.7 | 14.8 |
| Class IV | 15.9 | 15.8 | 15.9 |
| Class V | 16.8 | 16.4 | 16.9 |
| Sixth Form Arts (1st year) | 17.3 | 17.0 | 17.5 |
| Sixth Form Arts (2nd year) | 17.5 | 17.6 | 17.4 |

## 33. PROMOTED STUDENTS CLASSIFIED BY CLASS, AGE AND SEX: 1967/68

| Class and Sex | | Age | | | | | | | | | | | | Total |
|---|---|---|---|---|---|---|---|---|---|---|---|---|---|---|
| | | 9 | 10 | 11 | 12 | 13 | 14 | 15 | 16 | 17 | 18 | 19 | 20 & Over | |
| Total all Classes | T | - | - | - | 71 | 343 | 583 | 708 | 696 | 450 | 180 | 19 | 4 | 3,054 |
| | B | - | - | - | 32 | 144 | 233 | 224 | 228 | 136 | 46 | 9 | 3 | 1,055 |
| | G | - | - | - | 39 | 199 | 350 | 484 | 468 | 314 | 134 | 10 | 1 | 1,999 |
| Class I | T | - | - | - | - | - | - | - | - | - | - | - | - | - |
| | B | - | - | - | - | - | - | - | - | - | - | - | - | - |
| | G | - | - | - | - | - | - | - | - | - | - | - | - | - |
| Class II | T | - | - | - | 69 | 246 | 290 | 143 | 15 | 1 | - | - | - | 764 |
| | B | - | - | - | 32 | 105 | 111 | 40 | 3 | - | - | - | - | 291 |
| | G | - | - | - | 37 | 141 | 179 | 103 | 12 | 1 | - | - | - | 473 |
| Class III | T | - | - | - | 1 | 95 | 222 | 308 | 161 | 21 | 2 | - | - | 810 |
| | B | - | - | - | - | 38 | 94 | 81 | 41 | 10 | 1 | - | - | 265 |
| | G | - | - | - | 1 | 57 | 128 | 227 | 120 | 11 | 1 | - | - | 545 |
| Class IV | T | - | - | - | 1 | 2 | 67 | 211 | 322 | 185 | 16 | - | - | 804 |
| | B | - | - | - | - | 1 | 27 | 75 | 89 | 57 | 4 | - | - | 253 |
| | G | - | - | - | 1 | 1 | 40 | 136 | 233 | 128 | 12 | - | - | 551 |
| Class V | T | - | - | - | - | - | 4 | 46 | 179 | 203 | 134 | 8 | - | 574 |
| | B | - | - | - | - | - | 1 | 28 | 78 | 52 | 26 | 3 | - | 188 |
| | G | - | - | - | - | - | 3 | 18 | 101 | 151 | 108 | 5 | - | 386 |
| Sixth Form Arts (1st year) | T | - | - | - | - | - | - | - | 11 | 21 | 15 | 6 | 1 | 54 |
| | B | - | - | - | - | - | - | - | 9 | 8 | 6 | 2 | - | 25 |
| | G | - | - | - | - | - | - | - | 2 | 13 | 9 | 4 | 1 | 29 |
| Sixth Form Arts (2nd year) | T | - | - | - | - | - | - | - | 8 | 19 | 13 | 5 | 3 | 48 |
| | B | - | - | - | - | - | - | - | 8 | 9 | 9 | 4 | 3 | 33 |
| | G | - | - | - | - | - | - | - | - | 10 | 4 | 1 | - | 15 |

## 34. REPEATERS CLASSIFIED BY CLASS, AGE AND SEX: 1967/68

| Class and Sex | | Age | | | | | | | | | | | | Total |
|---|---|---|---|---|---|---|---|---|---|---|---|---|---|---|
| | | 9 | 10 | 11 | 12 | 13 | 14 | 15 | 16 | 17 | 18 | 19 | 20 & Over | |
| Total All Classes | T | - | - | - | 3 | 14 | 20 | 31 | 21 | 26 | 7 | 2 | - | 124 |
| | B | - | - | - | - | 1 | 3 | 11 | 12 | 16 | 2 | 1 | - | 46 |
| | G | - | - | - | 3 | 13 | 17 | 20 | 9 | 10 | 5 | 1 | - | 78 |
| Class I | T | - | - | - | 3 | 12 | 13 | 2 | - | - | - | - | - | 30 |
| | B | - | - | - | - | 1 | 1 | - | - | - | - | - | - | 2 |
| | G | - | - | - | 3 | 11 | 12 | 2 | - | - | - | - | - | 28 |
| Class II | T | - | - | - | - | 1 | 4 | 10 | 5 | - | - | - | - | 20 |
| | B | - | - | - | - | - | - | - | 1 | - | - | - | - | 1 |
| | G | - | - | - | - | 1 | 4 | 10 | 4 | - | - | - | - | 19 |
| Class III | T | - | - | - | - | 1 | 2 | 16 | 9 | 7 | - | - | - | 35 |
| | B | - | - | - | - | - | 1 | 8 | 7 | 5 | - | - | - | 21 |
| | G | - | - | - | - | 1 | 1 | 8 | 2 | 2 | - | - | - | 14 |
| Class IV | T | - | - | - | - | - | 1 | 3 | 7 | 16 | 7 | - | - | 34 |
| | B | - | - | - | - | - | 1 | 3 | 4 | 10 | 2 | - | - | 20 |
| | G | - | - | - | - | - | - | - | 3 | 6 | 5 | - | - | 14 |
| Class V | T | - | - | - | - | - | - | - | - | - | - | - | - | - |
| | B | - | - | - | - | - | - | - | - | - | - | - | - | - |
| | G | - | - | - | - | - | - | - | - | - | - | - | - | - |
| Sixth form Arts (1st Year) | T | - | - | - | - | - | - | - | - | - | - | - | - | - |
| | B | - | - | - | - | - | - | - | - | - | - | - | - | - |
| | G | - | - | - | - | - | - | - | - | - | - | - | - | - |
| Sixth form Arts (2nd Year) | T | - | - | - | - | - | - | - | - | 3 | - | 2 | - | 5 |
| | B | - | - | - | - | - | - | - | - | 1 | - | 1 | - | 2 |
| | G | - | - | - | - | - | - | - | - | 2 | - | 1 | - | 3 |

## 35. SUMMARY TABLE OF NEW STUDENTS CLASSIFIED BY AGE, SEX AND DETAILS OF ADMISSION: 1967/68

| Details of Admission | | Age | | | | | | | | | | | | Total |
|---|---|---|---|---|---|---|---|---|---|---|---|---|---|---|
| | | 9 | 10 | 11 | 12 | 13 | 14 | 15 | 16 | 17 | 18 | 19 | 20 & Over | |
| Total new students | T | - | 2 | 93 | 383 | 490 | 311 | 15 | 6 | 5 | 1 | 1 | 1 | 1,308 |
| | B | - | - | 33 | 123 | 132 | 81 | - | 1 | - | - | - | - | 370 |
| | G | - | 2 | 60 | 260 | 358 | 230 | 15 | 5 | 5 | 1 | 1 | 1 | 938 |
| Admitted from Govt. Primary Schools | T | - | - | 75 | 325 | 453 | 281 | 2 | - | - | 1 | - | - | 1,137 |
| | B | - | - | 26 | 196 | 125 | 78 | - | - | - | - | - | - | 325 |
| | G | - | - | 49 | 229 | 328 | 203 | 2 | - | - | 1 | - | - | 812 |
| Admitted from Private Schools | T | - | 2 | 18 | 58 | 37 | 30 | 13 | 6 | 5 | - | 1 | 1 | 171 |
| | B | - | - | 7 | 27 | 7 | 3 | - | 1 | - | - | - | - | 45 |
| | G | - | 2 | 11 | 31 | 30 | 27 | 13 | 5 | 5 | - | 1 | 1 | 126 |

36. NEW STUDENTS CLASSIFIED BY AGE, SEX, AND CLASS TO WHICH ADMITTED; 1967/68

| Class and Sex | | Age | | | | | | | | | | | | Total |
|---|---|---|---|---|---|---|---|---|---|---|---|---|---|---|
| | | 9 | 10 | 11 | 12 | 13 | 14 | 15 | 16 | 17 | 18 | 19 | 20 & Over | |
| | | Total Admission | | | | | | | | | | | | |
| Total | | - | 2 | 93 | 383 | 490 | 311 | 15 | 6 | 5 | 1 | 1 | 1 | 1,308 |
| Boys | | - | - | 33 | 123 | 132 | 81 | - | 1 | - | - | - | - | 370 |
| Girls | | - | 2 | 60 | 260 | 358 | 230 | 15 | 5 | 5 | 1 | 1 | 1 | 938 |
| | | Admission by class | | | | | | | | | | | | |
| Class 1 | B | - | - | 33 | 121 | 129 | 79 | - | - | - | - | - | - | 362 |
| | G | - | 2 | 60 | 259 | 357 | 215 | 2 | - | - | - | - | - | 895 |
| Class 11 | B | - | - | - | 2 | 3 | 2 | - | - | - | - | - | - | 7 |
| | G | - | - | - | 1 | 1 | 14 | 13 | - | - | - | - | - | 29 |
| Class 111 | B | - | - | - | - | - | - | - | - | - | - | - | - | - |
| | G | - | - | - | - | - | 1 | - | - | - | 1 | - | - | 2 |
| Class IV | B | - | - | - | - | - | - | - | 1 | - | - | - | - | 1 |
| | G | - | - | - | - | - | - | - | - | 1 | - | - | - | 1 |
| Class V | B | - | - | - | - | - | - | - | - | - | - | - | - | - |
| | G | - | - | - | - | - | - | - | - | - | - | - | - | - |
| Sixth form Arts (1st Year) | B | - | - | - | - | - | - | - | - | - | - | - | - | - |
| | G | - | - | - | - | - | - | - | 5 | 4 | - | 1 | 1 | 11 |
| Sixth form Arts (2nd Year) | B | - | - | - | - | - | - | - | - | - | - | - | - | - |
| | G | - | - | - | - | - | - | - | - | - | - | - | - | - |

37. NUMBER AND PERCENTAGE OF PROMOTED STUDENTS, NEW STUDENTS AND REPEATERS: 30TH JUNE, 1968

| Class | | Total Students | Percentage | Promoted | | New Students | | Repeaters | |
|---|---|---|---|---|---|---|---|---|---|
| | | | | No. of Students | Percentage | No. of Students | Percentage | No. of Students | Percentage |
| All Classes | B | 1,471 | 100.0 | 1,055 | 71.7 | 370 | 25.2 | 46 | 3.1 |
| | G | 3,015 | 100.0 | 1,999 | 66.3 | 938 | 31.1 | 78 | 2.6 |
| Class 1 | B | 364 | 100.0 | - | - | 362 | 99.5 | 2 | 0.5 |
| | G | 923 | 100.0 | - | - | 895 | 97.0 | 28 | 3.0 |
| Class 11 | B | 299 | 100.0 | 291 | 97.3 | 7 | 2.4 | 1 | 0.3 |
| | G | 521 | 100.0 | 473 | 90.8 | 29 | 5.6 | 19 | 3.6 |
| Class 111 | B | 286 | 100.0 | 265 | 92.7 | - | - | 21 | 7.3 |
| | G | 561 | 100.0 | 545 | 97.1 | 2 | 0.4 | 14 | 2.5 |
| Class IV | B | 274 | 100.0 | 253 | 92.3 | 1 | 0.4 | 20 | 7.3 |
| | G | 566 | 100.0 | 551 | 97.3 | 1 | 0.2 | 14 | 2.5 |
| Class V | B | 188 | 100.0 | 188 | 100.0 | - | - | - | - |
| | G | 386 | 100.0 | 386 | 100.0 | - | - | - | - |
| Sixth form Arts (1st Year) | B | 25 | 100.0 | 25 | 100.0 | - | - | - | - |
| | G | 40 | 100.0 | 29 | 72.5 | 11 | 27.5 | - | - |
| Sixth form Arts (2nd Year) | B | 35 | 100.0 | 33 | 94.3 | - | - | 2 | 5.7 |
| | G | 18 | 100.0 | 15 | 83.3 | - | - | 3 | 16.7 |

38. STUDENTS THAT LEFT SCHOOL CLASSIFIED BY SEX, CAUSE AND MONTH OF LEAVING: 1967/68

| Sex | 1967 | | | | | | 1968 | | | | | | Total |
|---|---|---|---|---|---|---|---|---|---|---|---|---|---|
| | July | August | Sept. | Oct. | Nov. | Dec. | Jan. | Feb. | March | April | May | June | |
| | All Causes | | | | | | | | | | | | |
| Total | 688 | 1 | - | 38 | 47 | 25 | 29 | 22 | 15 | 14 | 12 | 6 | 897 |
| Boys | 290 | 1 | - | 24 | 17 | 10 | 15 | 10 | 4 | 5 | 5 | 3 | 384 |
| Girls | 398 | - | - | 14 | 30 | 15 | 14 | 12 | 11 | 9 | 7 | 3 | 513 |
| | Emigrated | | | | | | | | | | | | |
| Total | 6 | 1 | - | 4 | 9 | - | 4 | 3 | - | 1 | 3 | - | 31 |
| Boys | 5 | 1 | - | 4 | 3 | - | 3 | 3 | - | 1 | 3 | - | 23 |
| Girls | 1 | - | - | - | 6 | - | 1 | - | - | - | - | - | 8 |
| | Completed Course | | | | | | | | | | | | |
| Total | 680 | - | - | - | - | - | - | - | - | - | - | - | 680 |
| Boys | 285 | - | - | - | - | - | - | - | - | - | - | - | 285 |
| Girls | 395 | - | - | - | - | - | - | - | - | - | - | - | 395 |
| | Did not Complete Course | | | | | | | | | | | | |
| Total | - | - | - | 19 | 20 | 18 | 18 | 11 | 6 | 2 | 1 | 4 | 99 |
| Boys | - | - | - | 15 | 7 | 6 | 8 | 5 | 2 | - | - | 2 | 45 |
| Girls | - | - | - | 4 | 13 | 12 | 10 | 6 | 4 | 2 | 1 | 2 | 54 |
| | Deceased | | | | | | | | | | | | |
| Total | 1 | - | - | - | - | 1 | - | - | - | - | - | - | 2 |
| Boys | - | - | - | - | - | 1 | - | - | - | - | - | - | 1 |
| Girls | 1 | - | - | - | - | - | - | - | - | - | - | - | 1 |
| | Entered Private Schools | | | | | | | | | | | | |
| Total | 1 | - | - | 3 | 5 | 2 | 4 | 1 | 1 | 1 | - | - | 18 |
| Boys | - | - | - | 2 | 5 | 2 | 4 | 1 | 1 | 1 | - | - | 16 |
| Girls | 1 | - | - | 1 | - | - | - | - | - | - | - | - | 2 |
| | Other Causes | | | | | | | | | | | | |
| Total | - | - | - | 12 | 13 | 4 | 3 | 7 | 8 | 10 | 8 | 2 | 67 |
| Boys | - | - | - | 3 | 2 | 1 | - | 1 | 1 | 3 | 2 | 1 | 14 |
| Girls | - | - | - | 9 | 11 | 3 | 3 | 6 | 7 | 7 | 6 | 1 | 53 |

GOVT. GRAMMAR SCHOOLS

39. STUDENTS THAT LEFT SCHOOL CLASSIFIED BY AGE, SEX AND CAUSE OF LEAVING: 1967/68

| Sex | Age | | | | | | | | | | | | Total |
|---|---|---|---|---|---|---|---|---|---|---|---|---|---|
| | 9 | 10 | 11 | 12 | 13 | 14 | 15 | 16 | 17 | 18 | 19 | 20 & Over | |
| | All Causes | | | | | | | | | | | | |
| Total | - | - | 1 | 7 | 12 | 31 | 121 | 243 | 291 | 156 | 24 | 11 | 897 |
| Boys | - | - | 1 | 5 | 7 | 8 | 42 | 131 | 106 | 55 | 18 | 11 | 384 |
| Girls | - | - | - | 2 | 5 | 23 | 79 | 112 | 185 | 101 | 6 | - | 513 |
| | Emigrated | | | | | | | | | | | | |
| Total | - | - | 1 | 3 | 7 | 2 | 5 | 6 | 2 | 2 | 3 | - | 31 |
| Boys | - | - | 1 | 3 | 4 | 2 | 4 | 5 | 1 | 1 | 2 | - | 23 |
| Girls | - | - | - | - | 3 | - | 1 | 1 | 1 | 1 | 1 | - | 8 |
| | Completed Course | | | | | | | | | | | | |
| Total | - | - | - | - | - | 6 | 61 | 197 | 258 | 142 | 111 | 5 | 680 |
| Boys | - | - | - | - | - | 3 | 26 | 111 | 85 | 45 | 11 | 5 | 285 |
| Girls | - | - | - | - | - | 3 | 35 | 86 | 173 | 97 | - | - | 395 |
| | Did not complete Course | | | | | | | | | | | | |
| Total | - | - | - | - | 2 | 12 | 28 | 21 | 21 | 8 | 7 | - | 99 |
| Boys | - | - | - | - | 2 | 2 | 9 | 9 | 14 | 7 | 2 | - | 45 |
| Girls | - | - | - | - | - | 10 | 19 | 12 | 7 | 1 | 5 | - | 54 |
| | Deceased | | | | | | | | | | | | |
| Total | - | - | - | - | - | - | - | - | 1 | 1 | - | - | 2 |
| Boys | - | - | - | - | - | - | - | - | 1 | - | - | - | 1 |
| Girls | - | - | - | - | - | - | - | - | - | 1 | - | - | 1 |
| | Entered Private Schools | | | | | | | | | | | | |
| Total | - | - | - | - | 1 | 1 | 1 | 2 | 3 | 1 | 3 | 6 | 18 |
| Boys | - | - | - | - | 1 | - | - | 2 | 3 | 1 | 3 | 6 | 16 |
| Girls | - | - | - | - | - | 1 | 1 | - | - | - | - | - | 2 |
| | Other Causes | | | | | | | | | | | | |
| Total | - | - | - | 4 | 2 | 10 | 26 | 17 | 6 | 2 | - | - | 67 |
| Boys | - | - | - | 2 | - | 1 | 4 | 4 | 2 | 1 | - | - | 14 |
| Girls | - | - | - | 2 | 2 | 9 | 22 | 13 | 4 | 1 | - | - | 53 |

## 40. NUMBER OF CLASSES AND NUMBER OF STUDENTS CLASSIFIED BY RANGE OF STUDENTS IN SCHOOL AND CLASS: 30TH JUNE, 1969

| Class | Number of Classes having the following number of students | | | | | | | | | | | | Total Number of Classes | Total Number of Students | Average Number of Students per Class |
|---|---|---|---|---|---|---|---|---|---|---|---|---|---|---|---|
| | Under 20 | | 20 - 24 | | 25 - 29 | | 30 - 34 | | 35 - 39 | | 40 and over | | | | |
| | Number of Classes | Number of Students | Number of Classes | Number of Students | Number of Classes | Number of Students | Number of Classes | Number of Students | Number of Classes | Number of Students | Number of Classes | Number of Students | | | |
| | All Schools | | | | | | | | | | | | | | |
| Total | 24 | 373 | 54 | 1,185 | 67 | 1,794 | 31 | 992 | 4 | 142 | - | - | 180 | 4,486 | 24.9 |
| Class I | - | - | 1 | 24 | 20 | 542 | 20 | 649 | 2 | 72 | - | - | 43 | 1,287 | 29.9 |
| Class II | 2 | 38 | 12 | 269 | 10 | 257 | 6 | 186 | 2 | 70 | - | - | 32 | 820 | 25.6 |
| Class III | 2 | 35 | 13 | 284 | 16 | 434 | 3 | 94 | - | - | - | - | 34 | 847 | 24.9 |
| Class IV | 7 | 106 | 11 | 246 | 17 | 457 | 1 | 31 | - | - | - | - | 36 | 840 | 23.3 |
| Class V | 11 | 176 | 15 | 320 | 3 | 78 | - | - | - | - | - | - | 29 | 574 | 19.8 |
| Class VI | 2 | 18 | 2 | 42 | 1 | 26 | 1 | 32 | - | - | - | - | 6 | 118 | 19.7 |
| | Schools with 100 to 199 Students | | | | | | | | | | | | | | |
| Total | 1 | 19 | 2 | 47 | 1 | 25 | 1 | 33 | 1 | 35 | - | - | 6 | 159 | 26.5 |
| Class I | - | - | - | - | - | - | 1 | 33 | 1 | 35 | - | - | 2 | 68 | 34.0 |
| Class II | - | - | 1 | 23 | - | - | - | - | - | - | - | - | 1 | 23 | 23.0 |
| Class III | - | - | 1 | 24 | - | - | - | - | - | - | - | - | 1 | 24 | 24.0 |
| Class IV | - | - | - | - | 1 | 25 | - | - | - | - | - | - | 1 | 25 | 25.0 |
| Class V | 1 | 19 | - | - | - | - | - | - | - | - | - | - | 1 | 19 | 19.0 |
| Class VI | - | - | - | - | - | - | - | - | - | - | - | - | - | - | - |

40 (Contd.) NUMBER OF CLASSES AND NUMBER OF STUDENTS CLASSIFIED BY RANGE OF STUDENTS IN SCHOOL AND CLASS: 30TH JUNE, 1968.

| Class | Number of Classes having the following number of students | | | | | | | | | | | | Total Number of Classes | Total Number of Students | Average Number of Students |
|---|---|---|---|---|---|---|---|---|---|---|---|---|---|---|---|
| | Under 20 | | 20 - 24 | | 25 - 29 | | 30 - 34 | | 35 - 39 | | 40 and over | | | | |
| | Number of Classes | Number of Students | Number of Classes | Number of Students | Number of Classes | Number of Students | Number of Classes | Number of Students | Number of Classes | Number of Students | Number of Classes | Number of Students | | | |
| | Schools with 200 - 399 Students | | | | | | | | | | | | | | |
| Total | 1 | 19 | 7 | 156 | 5 | 130 | 3 | 91 | - | - | - | - | 16 | 396 | 24.8 |
| Class I | - | - | - | - | - | - | 3 | 91 | - | - | - | - | 3 | 91 | 30.3 |
| Class II | - | - | 2 | 45 | 1 | 25 | - | - | - | - | - | - | 3 | 70 | 23.3 |
| Class III | 1 | 19 | 2 | 43 | 1 | 26 | - | - | - | - | - | - | 4 | 88 | 22.0 |
| Class IV | - | - | 1 | 24 | 2 | 54 | - | - | - | - | - | - | 3 | 78 | 26.0 |
| Class V | - | - | 2 | 44 | 1 | 25 | - | - | - | - | - | - | 3 | 69 | 23.0 |
| Class VI | - | - | - | - | - | - | - | - | - | - | - | - | - | - | - |
| | Schools with 400 - 599 Students | | | | | | | | | | | | | | |
| Total | 8 | 132 | 13 | 269 | 20 | 535 | 2 | 60 | - | - | - | - | 43 | 996 | 23.2 |
| Class I | - | - | - | - | 15 | 408 | 2 | 60 | - | - | - | - | 17 | 468 | 27.5 |
| Class II | 2 | 38 | 4 | 82 | 3 | 75 | - | - | - | - | - | - | 9 | 195 | 21.7 |
| Class III | - | - | 3 | 62 | 2 | 52 | - | - | - | - | - | - | 5 | 114 | 22.8 |
| Class IV | 3 | 44 | 3 | 64 | - | - | - | - | - | - | - | - | 6 | 108 | 18.0 |
| Class V | 3 | 50 | 3 | 61 | - | - | - | - | - | - | - | - | 6 | 111 | 18.5 |
| Class VI | - | - | - | - | - | - | - | - | - | - | - | - | - | - | - |

40 (Contd.) NUMBER OF CLASSES AND NUMBER OF STUDENTS CLASSIFIED BY RANGE OF STUDENTS IN SCHOOL AND CLASS: 30TH JUNE, 1968

| Class | Number of Classes having the following number of Students | | | | | | | | | | | | Total Number of Classes | Total Number of Students | Average Number of Students |
|---|---|---|---|---|---|---|---|---|---|---|---|---|---|---|---|
| | Under 20 | | 20 - 24 | | 25 - 29 | | 30 - 34 | | 35 - 39 | | 40 and Over | | | | |
| | Number of Classes | Number of Students | Number of Classes | Number of Students | Number of Classes | Number of Students | Number of Classes | Number of Students | Number of Classes | Number of Students | Number of Classes | Number of Students | | | |
| | Schools with 1200 - 1399 Students | | | | | | | | | | | | | | |
| Total | 13 | 196 | 19 | 418 | 17 | 449 | 5 | 161 | 3 | 107 | - | - | 57 | 1,331 | 23.4 |
| Class I | - | - | 1 | 24 | 5 | 134 | 3 | 101 | 1 | 37 | - | - | 10 | 296 | 29.6 |
| Class II | - | - | 3 | 71 | 3 | 75 | 2 | 60 | 2 | 70 | - | - | 10 | 276 | 27.6 |
| Class III | 1 | 16 | 5 | 108 | 5 | 138 | - | - | - | - | - | - | 11 | 262 | 23.8 |
| Class IV | 4 | 62 | 5 | 111 | 3 | 76 | - | - | - | - | - | - | 12 | 249 | 20.8 |
| Class V | 7 | 107 | 3 | 62 | - | - | - | - | - | - | - | - | 10 | 169 | 16.9 |
| Class VI | 1 | 11 | 2 | 42 | 1 | 26 | - | - | - | - | - | - | 4 | 79 | 19.8 |
| | Schools with 1400 - 1599 students | | | | | | | | | | | | | | |
| Total | 1 | 7 | 13 | 295 | 24 | 655 | 20 | 647 | - | - | - | - | 58 | 1,604 | 27.7 |
| Class I | - | - | - | - | - | - | 11 | 364 | - | - | - | - | 11 | 364 | 33.1 |
| Class II | - | - | 2 | 48 | 3 | 82 | 4 | 126 | - | - | - | - | 9 | 256 | 28.4 |
| Class III | - | - | 2 | 47 | 8 | 218 | 3 | 94 | - | - | - | - | 13 | 359 | 27.6 |
| Class IV | - | - | 2 | 47 | 11 | 302 | 1 | 31 | - | - | - | - | 14 | 380 | 27.1 |
| Class V | - | - | 7 | 153 | 2 | 53 | - | - | - | - | - | - | 9 | 206 | 22.9 |
| Class VI | 1 | 7 | - | - | - | - | 1 | 32 | - | - | - | - | 2 | 39 | 19.5 |

## 41. NUMBER OF TEACHERS CLASSIFIED BY STATUS AND SEX: 1967/68

| School | Permanent | | Temporary | | Seconded from Primary Schools | | Contract | | Employed as visitors | | Instructors | | Technicians | Total | | |
|---|---|---|---|---|---|---|---|---|---|---|---|---|---|---|---|---|
| | M | F | M | F | M | F | M | F | M | F | M | F | M | M | F | T |
| Total All Schools | 102 | 73 | 2 | 6 | 17 | 32 | - | 1 | 37 | 59 | - | - | 1 | 159 | 171 | 330 |
| BOYS: | | | | | | | | | | | | | | | | |
| Lyceum - Malta | 76 | - | - | - | 8 | - | - | - | 13 | - | - | - | 1 | 98 | - | 98 |
| Lyceum - Gozo | 10 | - | - | - | 4 | - | - | - | 2 | - | - | - | - | 16 | - | 16 |
| GIRLS: | | | | | | | | | | | | | | | | |
| St. Louis Grammar School Sliema | 2 | 14 | - | 2 | 1 | 4 | - | - | 3 | 11 | - | - | - | 6 | 31 | 37 |
| Grammar School, Blata l-Bajda | 9 | 42 | 2 | 3 | 1 | 6 | - | 1 | 11 | 28 | - | - | - | 23 | 80 | 103 |
| St. Theresa Grammar School, Mdina | 2 | 13 | - | - | 1 | 12 | - | - | 5 | 16 | - | - | - | 8 | 41 | 49 |
| St. Mary Grammar School (Gozo) | 3 | 4 | - | 1 | 2 | 10 | - | - | 3 | 4 | - | - | - | 8 | 19 | 27 |

## 42. NUMBER OF SCHOOLS, PREMISES, ROOMS, CLASSROOMS, ETC.: 1967/68

| School | Number of Schools | Number of Premises | Total Number of Rooms | Classrooms | Workshops | Needlework and Domestic Science Rooms | Laboratories | Offices | Staffrooms | Store Rooms | Others | Govt. Owned | Privately Owned |
|---|---|---|---|---|---|---|---|---|---|---|---|---|---|
| | Premises | | | | | | | | | | | | |
| MALTESE ISLANDS | 6 | 14 | 295 | 183 | 11 | 11 | 14 | 19 | 19 | 9 | 29 | 11 | 3 |
| MALTA | 4 | 11 | 256 | 160 | 11 | 10 | 12 | 17 | 16 | 5 | 25 | 8 | 3 |
| GOZO | 2 | 3 | 39 | 23 | - | 1 | 2 | 2 | 3 | 4 | 4 | 3 | - |
| MALTA: | | | | | | | | | | | | | |
| BOYS: | | | | | | | | | | | | | |
| Lyceum - Hamrun | 1 | 2 | 95 | 59 | - | - | 6 | 10 | 3 | 1 | 16 | 2 | - |
| GIRLS: | | | | | | | | | | | | | |
| St. Louis Grammar School, Sliema | 1 | 1 | 31 | 20 | - | 2 | - | 2 | 2 | 1 | 4 | - | 1 |
| St. Theresa Grammar School, Mdina | 1 | 3 | 49 | 23 | 11 | 4 | - | 2 | 3 | 1 | 5 | 1 | 2 |
| Grammar School, Blata l-Bajda | 1 | 5 | 81 | 58 | - | 4 | 6 | 3 | 8 | 2 | - | 5 | - |
| GOZO: | | | | | | | | | | | | | |
| BOYS: | | | | | | | | | | | | | |
| Lyceum - Victoria | 1 | 2 | 12 | 6 | - | - | 1 | 1 | 1 | 2 | 1 | 2 | - |
| GIRLS: | | | | | | | | | | | | | |
| St. Mary Grammar School, Victoria | 1 | 1 | 27 | 17 | - | 1 | 1 | 1 | 2 | 2 | 3 | 1 | - |

43. SUMMARY TABLE OF STUDENTS AND TEACHING STAFF CLASSIFIED BY SCHOOL: 30TH JUNE, 1968

| School | Number of Schools | Number of Classes | Students | Teaching Staff | | |
|---|---|---|---|---|---|---|
| | | | | Total | Males | Females |
| Total All Schools | 8 | 220 | 4,526 | 419 | 353 | 66 |
| Secondary Technical (Boys) Paola | 1 | 61 | 1,419 | 121 | 121 | - |
| Secondary Technical (Boys) Naxxar | 1 | 31 | 739 | 55 | 55 | - |
| Secondary Technical (Girls) Hamrun | 1 | 37 | 928 | 82 | 16 | 66 |
| Technical Institute - Paola | 1 | 52 | 777 | 89 | 89 | - |
| Technical Institute - Mriehel | 1 | 14 | 214 | 32 | 32 | - |
| Apprenticeship School - Marsa | 1 | 11 | 219 | 17 | 17 | - |
| Secondary Technical - Gozo | 1 | 8 | 168 | 16 | 16 | - |
| Technical Institute - Gozo | 1 | 6 | 62 | 7 | 7 | - |

44. NUMBER AND PERCENTAGE OF STUDENTS BY AGE AND SEX: 30TH JUNE, 1968

| Age | Number of Students | | | Percentage | | |
|---|---|---|---|---|---|---|
| | Total | Boys | Girls | Total | Boys | Girls |
| Total All Ages | 4,526 | 3,598 | 928 | 100.0 | 100.0 | 100.0 |
| 10 | - | - | - | - | - | - |
| 11 | 96 | 81 | 15 | 2.1 | 2.3 | 1.6 |
| 12 | 336 | 280 | 56 | 7.4 | 7.8 | 6.0 |
| 13 | 509 | 384 | 125 | 11.2 | 10.7 | 13.5 |
| 14 | 718 | 543 | 175 | 15.9 | 15.1 | 18.9 |
| 15 | 781 | 602 | 179 | 17.3 | 16.7 | 19.3 |
| 16 | 756 | 593 | 163 | 16.7 | 16.5 | 17.6 |
| 17 | 638 | 533 | 105 | 14.1 | 14.8 | 11.3 |
| 18 | 396 | 304 | 92 | 8.8 | 8.4 | 9.9 |
| 19 | 142 | 125 | 17 | 3.1 | 3.5 | 1.8 |
| 20 and over | 154 | 153 | 1 | 3.4 | 4.2 | 0.1 |

## 45. NUMBER AND PERCENTAGE OF STUDENTS AT EACH AGE: 30TH JUNE, 1968

| Age | Secondary Technical Paola | | Secondary Technical Naxxar | | Secondary Technical Hamrun | | Technical Institute Paola | | Technical Institute Mriehel | | Apprenticeship School Marsa | | Secondary Technical Gozo | | Technical Institute Gozo | |
|---|---|---|---|---|---|---|---|---|---|---|---|---|---|---|---|---|
| | Students | Percentage | Students | Percentage | Students | Percentage | Students | Percentage | Students | Percentage | Students | Percentage | Students | Percentage | Students | Percentage |
| All Ages | 1,419 | 100.0 | 739 | 100.0 | 928 | 100.0 | 777 | 100.0 | 214 | 100.0 | 219 | 100.0 | 168 | 100.0 | 62 | 100.0 |
| 10 | - | - | - | - | - | - | - | - | - | - | - | - | - | - | - | - |
| 11 | 46 | 3.2 | 35 | 4.8 | 15 | 1.6 | - | - | - | - | - | - | - | - | - | - |
| 12 | 114 | 8.1 | 159 | 21.5 | 56 | 6.0 | - | - | - | - | - | - | 7 | 4.2 | - | - |
| 13 | 220 | 15.5 | 141 | 19.1 | 125 | 13.5 | - | - | - | - | - | - | 22 | 13.1 | 1 | 1.6 |
| 14 | 290 | 20.4 | 168 | 22.7 | 175 | 18.9 | 49 | 6.3 | - | - | - | - | 31 | 18.5 | 5 | 8.1 |
| 15 | 245 | 17.3 | 125 | 16.9 | 179 | 19.3 | 126 | 16.2 | 51 | 23.8 | 6 | 2.7 | 36 | 21.4 | 13 | 21.0 |
| 16 | 244 | 17.2 | 68 | 9.2 | 163 | 17.6 | 119 | 15.3 | 55 | 25.7 | 45 | 20.6 | 38 | 22.6 | 24 | 38.7 |
| 17 | 182 | 12.8 | 42 | 5.7 | 105 | 11.3 | 156 | 20.1 | 47 | 22.0 | 73 | 33.3 | 21 | 12.5 | 12 | 19.3 |
| 18 | 70 | 4.9 | 1 | 0.1 | 92 | 9.9 | 118 | 15.2 | 27 | 12.6 | 71 | 32.4 | 12 | 7.1 | 5 | 8.1 |
| 19 | 7 | 0.5 | - | - | 17 | 1.8 | 68 | 8.8 | 23 | 10.7 | 24 | 11.0 | 1 | 0.6 | 2 | 3.2 |
| 20 & Over | 1 | 0.1 | - | - | 1 | 0.1 | 141 | 18.1 | 11 | 5.2 | - | - | - | - | - | - |

48. NUMBER AND PERCENTAGE OF STUDENTS BY CLASS: 30TH JUNE, 1968

| Class | Secondary Technical Paola | | Secondary Technical Naxxar | | Secondary Technical Hamrun | | Technical Institute Paola | | Technical Institute Mriehel | | Apprenticeship School Marsa | | Secondary Technical Gozo | | Technical Institute Gozo | |
|---|---|---|---|---|---|---|---|---|---|---|---|---|---|---|---|---|
| | Students | Percentage | Students | Percentage | Students | Percentage | Students | Percentage | Students | Percentage | Students | Percentage | Students | Percentage | Students | Percentage |
| All Classes | 1,419 | 100.0 | 739 | 100.0 | 928 | 100.0 | 777 | 100.0 | 214 | 100.0 | 219 | 100.0 | 168 | 100.0 | 62 | 100.0 |
| Class I | 423 | 29.8 | 346 | 46.8 | 217 | 23.4 | 325 | 41.8 | 106 | 49.5 | 57 | 26.0 | 31 | 18.5 | 25 | 40.3 |
| Class II | 226 | 15.9 | 154 | 20.8 | 209 | 22.5 | 208 | 26.8 | 18 | 8.4 | 58 | 26.5 | 43 | 25.6 | 15 | 24.2 |
| Class III | 238 | 16.8 | 134 | 18.2 | 172 | 18.5 | 113 | 14.5 | 45 | 21.0 | 45 | 20.6 | 42 | 25.0 | 22 | 35.5 |
| Class IV | 312 | 22.0 | 105 | 14.2 | 173 | 18.6 | 86 | 11.1 | 16 | 7.5 | 32 | 14.6 | 32 | 19.0 | - | - |
| Class V | 220 | 15.5 | - | - | 126 | 13.6 | 45 | 5.8 | 29 | 13.6 | 27 | 12.3 | 20 | 11.9 | - | - |
| Class VI | - | - | - | - | 31 | 3.4 | - | - | - | - | - | - | - | - | - | - |

47. STUDENTS IN TECHNICAL SCHOOLS CLASSIFIED BY COURSE: 30TH JUNE, 1968

| | 1st Year | 2nd Year | 3rd Year | 4th Year | 5th Year | Total |
|---|---|---|---|---|---|---|
| **TECHNICAL INSTITUTE PAOLA** | | | | | | |
| Radio and T.V. Servicing | 47 | 32 | 15 | 14 | 13 | 121 |
| Marine Radio Officers | 15 | 5 | 3 | 8 | 14 | 45 |
| Telecommunication Technicians | 11 | 8 | - | - | - | 19 |
| Electrical Installation | - | 9 | 10 | 4 | 9 | 32 |
| Electrical Technicians | - | 43 | - | - | - | 43 |
| Electrical General Course | 66 | - | - | - | - | 66 |
| Electrical Craft Practice | 11 | 9 | - | - | - | 20 |
| General Engineering | 94 | 60 | 18 | - | - | 172 |
| Mechanical Engineering Technicians | - | - | 37 | 37 | - | 74 |
| Mechanical Engineering Craft Practice | 25 | 20 | 18 | 13 | 9 | 85 |
| Welders Craft | 22 | - | - | - | - | 22 |
| Tailoring | 34 | 22 | 12 | 10 | - | 78 |
| **TECHNICAL INSTITUTE MRIEHEL** | | | | | | |
| Preparatory Course | 31 | - | - | - | - | 31 |
| Engineering | 34 | - | 19 | 6 | 11 | 70 |
| Woodwork | 22 | 9 | 12 | 10 | 18 | 71 |
| Carpentry and Joinery | 19 | 9 | 14 | - | - | 42 |
| **APPRENTICESHIP SCHOOL MARSA** | | | | | | |
| Engineering Course | 35 | 29 | 23 | 15 | 16 | 118 |
| General Course | 22 | 29 | 22 | 17 | 11 | 101 |
| **TECHNICAL INSTITUTE GOZO** | | | | | | |
| Electrical Engineering | 7 | 8 | 22 | - | - | 37 |
| Motor Mechanics | 11 | - | - | - | - | 11 |
| Woodwork | 7 | 7 | - | - | - | 14 |

48. MEAN AGE OF STUDENTS BY SCHOOL AND CLASS: 1967/68

| Class | Secondary Technical (Boys) Paola | Secondary Technical (Boys) Naxxar | Secondary Technical (Girls) Hamrun | Technical Institute Paola | Technical Institute Mriehel | Apprenticeship School Marsa | Secondary Technical Gozo | Technical Institute Gozo |
|---|---|---|---|---|---|---|---|---|
| Class I | 12.8 | 12.6 | 13.1 | 16.2 | 15.6 | 16.4 | 13.2 | 16.5 |
| Class II | 14.0 | 14.0 | 14.1 | 17.1 | 16.4 | 17.4 | 14.5 | 16.7 |
| Class III | 14.9 | 15.0 | 15.2 | 18.1 | 17.4 | 17.2 | 15.4 | 15.0 |
| Class IV | 16.0 | 15.9 | 16.4 | 18.9 | 18.4 | 18.0 | 16.3 | - |
| Class V | 17.0 | - | 17.5 | 19.6 | 19.3 | 18.3 | 17.3 | - |
| Class VI | - | - | 17.7 | - | - | - | - | - |

49. STUDENTS CLASSIFIED BY TYPE OF SCHOOL, CLASS AND AGE: 30TH JUNE, 1968

| School and Class | | Age | | | | | | | | | | | Total |
|---|---|---|---|---|---|---|---|---|---|---|---|---|---|
| | | 10 | 11 | 12 | 13 | 14 | 15 | 16 | 17 | 18 | 19 | 20 & Over | |
| ALL SCHOOLS | Total | - | 96 | 336 | 509 | 718 | 781 | 756 | 638 | 396 | 142 | 154 | 4,526 |
| | Boys | - | 81 | 280 | 384 | 543 | 602 | 593 | 533 | 304 | 125 | 153 | 3,598 |
| | Girls | - | 15 | 56 | 125 | 175 | 179 | 163 | 105 | 92 | 17 | 1 | 928 |
| SECONDARY TECHNICAL PAOLA | | | | | | | | | | | | | |
| Class I | | - | 46 | 99 | 159 | 119 | - | - | - | - | - | - | 423 |
| Class II | | - | - | 15 | 50 | 87 | 64 | 9 | 1 | - | - | - | 226 |
| Class III | | - | - | - | 11 | 70 | 89 | 59 | 9 | - | - | - | 238 |
| Class IV | | - | - | - | - | 14 | 83 | 111 | 89 | 15 | - | - | 312 |
| Class V | | - | - | - | - | - | 9 | 65 | 83 | 55 | 7 | 1 | 220 |
| SECONDARY TECHNICAL NAXXAR | | | | | | | | | | | | | |
| Class I | | - | 35 | 150 | 98 | 60 | 3 | - | - | - | - | - | 346 |
| Class II | | - | - | 9 | 38 | 62 | 40 | 5 | - | - | - | - | 154 |
| Class III | | - | - | - | 5 | 37 | 49 | 35 | 8 | - | - | - | 134 |
| Class IV | | - | - | - | - | 9 | 33 | 28 | 34 | 1 | - | - | 105 |
| SECONDARY TECHNICAL HAMRUN | | | | | | | | | | | | | |
| Class I | | - | 15 | 48 | 77 | 62 | 15 | - | - | - | - | - | 217 |
| Class II | | - | - | 8 | 43 | 81 | 72 | 5 | - | - | - | - | 209 |
| Class III | | - | - | - | 4 | 29 | 67 | 68 | 4 | - | - | - | 172 |
| Class IV | | - | - | - | 1 | 3 | 22 | 69 | 58 | 20 | - | - | 173 |
| Class V | | - | - | - | - | - | 2 | 17 | 36 | 62 | 9 | - | 126 |
| Class VI | | - | - | - | - | - | 1 | 4 | 7 | 10 | 8 | 1 | 31 |
| TECHNICAL INSTITUTE PAOLA | | | | | | | | | | | | | |
| Class I | | - | - | - | - | 49 | 99 | 55 | 50 | 39 | 13 | 20 | 325 |
| Class II | | - | - | - | - | - | 27 | 52 | 55 | 38 | 12 | 24 | 208 |
| Class III | | - | - | - | - | - | - | 11 | 34 | 25 | 18 | 25 | 113 |
| Class IV | | - | - | - | - | - | - | 1 | 17 | 15 | 11 | 42 | 86 |
| Class V | | - | - | - | - | - | - | - | - | 1 | 14 | 30 | 45 |
| TECHNICAL INSTITUTE MRIEHEL | | | | | | | | | | | | | |
| Class I | | - | - | - | - | - | 51 | 44 | 11 | - | - | - | 106 |
| Class II | | - | - | - | - | - | - | 11 | 7 | - | - | - | 18 |
| Class III | | - | - | - | - | - | - | - | 29 | 16 | - | - | 45 |
| Class IV | | - | - | - | - | - | - | - | - | 11 | 4 | 1 | 16 |
| Class V | | - | - | - | - | - | - | - | - | - | 19 | 10 | 29 |
| APPRENTICESHIP SCHOOL MARSA | | | | | | | | | | | | | |
| Class I | | - | - | - | - | - | 6 | 29 | 18 | 4 | - | - | 57 |
| Class II | | - | - | - | - | - | - | 8 | 28 | 14 | 8 | - | 58 |
| Class III | | - | - | - | - | - | - | 8 | 22 | 14 | 1 | - | 45 |
| Class IV | | - | - | - | - | - | - | - | 5 | 21 | 6 | - | 32 |
| Class V | | - | - | - | - | - | - | - | - | 18 | 9 | - | 27 |
| SECONDARY TECHNICAL GOZO | | | | | | | | | | | | | |
| Class I | | - | - | 5 | 15 | 11 | - | - | - | - | - | - | 31 |
| Class II | | - | - | 2 | 7 | 12 | 12 | 10 | - | - | - | - | 43 |
| Class III | | - | - | - | - | 8 | 13 | 19 | 2 | - | - | - | 42 |
| Class IV | | - | - | - | - | - | 10 | 7 | 11 | 4 | - | - | 32 |
| Class V | | - | - | - | - | - | 1 | 2 | 8 | 8 | 1 | - | 20 |
| Class VI | | - | - | - | - | - | - | - | - | - | - | - | - |
| TECHNICAL INSTITUTE GOZO | | | | | | | | | | | | | |
| Class I | | - | - | - | 1 | - | 1 | 10 | 9 | 4 | - | - | 25 |
| Class II | | - | - | - | - | - | - | 9 | 3 | 1 | 2 | - | 15 |
| Class III | | - | - | - | - | 5 | 12 | 5 | - | - | - | - | 22 |

GOVT. TECHNICAL SCHOOLS

50. PROMOTED STUDENTS CLASSIFIED BY SCHOOL, CLASS AND AGE: 1967/68

| School and Class | | Age | | | | | | | | | | | Total |
|---|---|---|---|---|---|---|---|---|---|---|---|---|---|
| | | 10 | 11 | 12 | 13 | 14 | 15 | 16 | 17 | 18 | 19 | 20 & Over | |
| ALL SCHOOLS | Total | - | - | 34 | 153 | 394 | 557 | 566 | 500 | 312 | 111 | 76 | 2,703 |
| | Boys | - | - | 26 | 107 | 281 | 398 | 404 | 396 | 224 | 94 | 75 | 2,005 |
| | Girls | - | - | 8 | 46 | 113 | 159 | 162 | 104 | 88 | 17 | 1 | 698 |
| SECONDARY TECHNICAL PAOLA | | | | | | | | | | | | | |
| Class I | | - | - | - | - | - | - | - | - | - | - | - | - |
| Class II | | - | - | 15 | 48 | 82 | 52 | 3 | 1 | - | - | - | 201 |
| Class III | | - | - | - | 11 | 66 | 83 | 52 | 5 | - | - | - | 217 |
| Class IV | | - | - | - | - | 14 | 81 | 105 | 85 | 11 | - | - | 296 |
| Class V | | - | - | - | - | - | 9 | 65 | 83 | 55 | 7 | 1 | 220 |
| SECONDARY TECHNICAL NAXXAR | | | | | | | | | | | | | |
| Class I | | - | - | - | - | - | - | - | - | - | - | - | - |
| Class II | | - | - | 9 | 36 | 58 | 36 | 3 | - | - | - | - | 142 |
| Class III | | - | - | - | 5 | 35 | 44 | 29 | 5 | - | - | - | 118 |
| Class IV | | - | - | - | - | 9 | 32 | 28 | 34 | 1 | - | - | 104 |
| SECONDARY TECHNICAL HAMRUN | | | | | | | | | | | | | |
| Class I | | - | - | - | - | - | - | - | - | - | - | - | - |
| Class II | | - | - | 8 | 41 | 81 | 68 | 4 | - | - | - | - | 202 |
| Class III | | - | - | - | 4 | 29 | 66 | 68 | 3 | - | - | - | 170 |
| Class IV | | - | - | - | 1 | 3 | 22 | 69 | 58 | 18 | - | - | 171 |
| Class V | | - | - | - | - | - | 2 | 17 | 36 | 60 | 9 | - | 124 |
| Class VI | | - | - | - | - | - | 1 | 4 | 7 | 10 | 8 | 1 | 31 |
| TECHNICAL INSTITUTE PAOLA | | | | | | | | | | | | | |
| Class I | | - | - | - | - | - | - | - | - | - | - | - | - |
| Class II | | - | - | - | - | - | 25 | 50 | 54 | 36 | 10 | 17 | 192 |
| Class III | | - | - | - | - | - | - | 11 | 32 | 22 | 11 | 13 | 89 |
| Class IV | | - | - | - | - | - | - | 1 | 16 | 15 | 9 | 5 | 46 |
| Class V | | - | - | - | - | - | - | - | - | 1 | 14 | 28 | 43 |
| TECHNICAL INSTITUTE MRIEHEL | | | | | | | | | | | | | |
| Class I | | - | - | - | - | - | - | - | - | - | - | - | - |
| Class II | | - | - | - | - | - | - | 11 | 6 | - | - | - | 17 |
| Class III | | - | - | - | - | - | - | - | 28 | 16 | - | - | 44 |
| Class IV | | - | - | - | - | - | - | - | - | 11 | 4 | 1 | 16 |
| Class V | | - | - | - | - | - | - | - | - | - | 19 | 10 | 29 |
| APPRENTICESHIP SCHOOL MARSA | | | | | | | | | | | | | |
| Class I | | - | - | - | - | - | - | - | - | - | - | - | - |
| Class II | | - | - | - | - | - | - | 2 | 2 | 5 | 4 | - | 13 |
| Class III | | - | - | - | - | - | - | 6 | 19 | 11 | 1 | - | 37 |
| Class IV | | - | - | - | - | - | - | - | 5 | 17 | 4 | - | 26 |
| Class V | | - | - | - | - | - | - | - | - | 12 | 8 | - | 20 |
| SECONDARY TECHNICAL GOZO | | | | | | | | | | | | | |
| Class I | | - | - | - | - | - | - | - | - | - | - | - | - |
| Class II | | - | - | 2 | 7 | 9 | 12 | 3 | - | - | - | - | 33 |
| Class III | | - | - | - | - | 8 | 13 | 17 | 1 | - | - | - | 39 |
| Class IV | | - | - | - | - | 1 | 10 | 7 | 10 | 2 | - | - | 29 |
| Class V | | - | - | - | - | - | 1 | 2 | 8 | 8 | 1 | - | 20 |
| Class VI | | - | - | - | - | - | - | - | - | - | - | - | - |
| TECHNICAL INSTITUTE GOZO | | | | | | | | | | | | | |
| Class I | | - | - | - | - | - | - | - | - | - | - | - | - |
| Class II | | - | - | - | - | - | - | 9 | 2 | 1 | 2 | - | 14 |

51. REPEATERS CLASSIFIED BY SCHOOL, CLASS AND AGE: 1967/68

| School and Class | | Age | | | | | | | | | | | Total |
|---|---|---|---|---|---|---|---|---|---|---|---|---|---|
| | | 10 | 11 | 12 | 13 | 14 | 15 | 16 | 17 | 18 | 19 | 20 & Over | |
| ALL SCHOOLS | Total | - | 3 | 6 | 7 | 36 | 47 | 53 | 32 | 39 | 22 | 58 | 303 |
| | Boys | - | 3 | 6 | 7 | 34 | 39 | 52 | 31 | 35 | 22 | 58 | 287 |
| | Girls | - | - | - | - | 2 | 8 | 1 | 1 | 4 | - | - | 16 |
| SECONDARY TECHNICAL PAOLA | | | | | | | | | | | | | |
| Class I | | - | 3 | - | - | 10 | - | - | - | - | - | - | 13 |
| Class II | | - | - | - | 1 | 3 | 9 | 5 | - | - | - | - | 18 |
| Class III | | - | - | - | - | 4 | 6 | 7 | 4 | - | - | - | 21 |
| Class IV | | - | - | - | - | - | 2 | 5 | 4 | 4 | - | - | 15 |
| SECONDARY TECHNICAL NAXXAR | | | | | | | | | | | | | |
| Class I | | - | - | 6 | 6 | 5 | 3 | - | - | - | - | - | 20 |
| Class II | | - | - | - | - | 4 | 4 | 2 | - | - | - | - | 10 |
| Class III | | - | - | - | - | 2 | 5 | 5 | 3 | - | - | - | 15 |
| SECONDARY TECHNICAL HAMRUN | | | | | | | | | | | | | |
| Class I | | - | - | - | - | 2 | 4 | - | - | - | - | - | 6 |
| Class II | | - | - | - | - | - | 4 | 1 | - | - | - | - | 5 |
| Class III | | - | - | - | - | - | - | - | 1 | - | - | - | 1 |
| Class IV | | - | - | - | - | - | - | - | - | 2 | - | - | 2 |
| Class V | | - | - | - | - | - | - | - | - | 2 | - | - | 2 |
| TECHNICAL INSTITUTE PAOLA | | | | | | | | | | | | | |
| Class I | | - | - | - | - | 1 | 6 | 7 | - | 7 | 7 | 4 | 32 |
| Class II | | - | - | - | - | - | 2 | 1 | 1 | - | - | 4 | 8 |
| Class III | | - | - | - | - | - | - | - | 2 | 2 | 6 | 12 | 22 |
| Class IV | | - | - | - | - | - | - | - | - | - | 2 | 36 | 38 |
| Class V | | - | - | - | - | - | - | - | - | - | - | 2 | 2 |
| TECHNICAL INSTITUTE MRIEHEL | | | | | | | | | | | | | |
| Class I | | - | - | - | - | - | - | - | - | - | - | - | - |
| Class II | | - | - | - | - | - | - | - | - | - | - | - | - |
| Class III | | - | - | - | - | - | - | - | - | - | - | - | - |
| APPRENTICESHIP SCHOOL MARSA | | | | | | | | | | | | | |
| Class I | | - | - | - | - | - | 1 | 8 | 5 | 1 | - | - | 15 |
| Class II | | - | - | - | - | - | - | - | 5 | 7 | 4 | - | 16 |
| Class III | | - | - | - | - | - | - | 2 | 3 | 3 | - | - | 8 |
| Class IV | | - | - | - | - | - | - | - | - | 3 | 2 | - | 5 |
| Class V | | - | - | - | - | - | - | - | - | 6 | 1 | - | 7 |
| SECONDARY TECHNICAL GOZO | | | | | | | | | | | | | |
| Class I | | - | - | - | - | 2 | - | - | - | - | - | - | 2 |
| Class II | | - | - | - | - | 3 | - | 6 | - | - | - | - | 9 |
| Class III | | - | - | - | - | - | - | 2 | 1 | - | - | - | 3 |
| Class IV | | - | - | - | - | - | - | - | 1 | 2 | - | - | 3 |
| TECHNICAL INSTITUTE GOZO | | | | | | | | | | | | | |
| Class I | | - | - | - | - | - | - | - | - | - | - | - | - |
| Class II | | - | - | - | - | - | - | - | 1 | - | - | - | 1 |
| Class III | | - | - | - | - | - | 1 | 2 | - | - | - | - | 3 |

52. NEW STUDENTS ADMITTED TO TECHNICAL SCHOOLS CLASSIFIED BY SCHOOL, AGE AND CLASS: 1967/68

| School and Class | | Age | | | | | | | | | | | Total |
|---|---|---|---|---|---|---|---|---|---|---|---|---|---|
| | | 10 | 11 | 12 | 13 | 14 | 15 | 16 | 17 | 18 | 19 | 20 & Over | |
| ALL SCHOOLS | Total | - | 93 | 296 | 349 | 288 | 177 | 137 | 106 | 45 | 9 | 20 | 1,520 |
| | Boys | - | 78 | 248 | 270 | 228 | 165 | 137 | 106 | 45 | 9 | 20 | 1,306 |
| | Girls | - | 15 | 48 | 79 | 60 | 12 | - | - | - | - | - | 214 |
| SECONDARY TECHNICAL PAOLA | | | | | | | | | | | | | |
| Class I | | - | 45 | 99 | 159 | 109 | - | - | - | - | - | - | 410 |
| Class II | | - | - | - | 1 | 2 | 3 | 1 | - | - | - | - | 7 |
| Class III | | - | - | - | - | - | - | - | - | - | - | - | - |
| Class IV | | - | - | - | - | - | - | 1 | - | - | - | - | 1 |
| SECONDARY TECHNICAL MAXXAR | | | | | | | | | | | | | |
| Class I | | - | 35 | 144 | 92 | 55 | - | - | - | - | - | - | 326 |
| Class II | | - | - | - | 2 | - | - | - | - | - | - | - | 2 |
| Class III | | - | - | - | - | - | - | 1 | - | - | - | - | 1 |
| Class IV | | - | - | - | - | - | 1 | - | - | - | - | - | 1 |
| SECONDARY TECHNICAL HAMRUN | | | | | | | | | | | | | |
| Class I | | - | 15 | 48 | 77 | 60 | 11 | - | - | - | - | - | 211 |
| Class II | | - | - | - | 2 | - | - | - | - | - | - | - | 2 |
| Class III | | - | - | - | - | - | 1 | - | - | - | - | - | 1 |
| TECHNICAL INSTITUTE PAOLA | | | | | | | | | | | | | |
| Class I | | - | - | - | - | 48 | 93 | 48 | 50 | 32 | 6 | 16 | 293 |
| Class II | | - | - | - | - | - | - | 1 | - | 2 | 2 | 3 | 8 |
| Class III | | - | - | - | - | - | - | - | - | 1 | 1 | - | 2 |
| Class IV | | - | - | - | - | - | - | - | 1 | - | - | 1 | 2 |
| TECHNICAL INSTITUTE MRIEHEL | | | | | | | | | | | | | |
| Class I | | - | - | - | - | - | 52 | 44 | 10 | - | - | - | 105 |
| Class II | | - | - | - | - | - | - | - | 1 | - | - | - | 1 |
| Class III | | - | - | - | - | - | - | - | 1 | - | - | - | 1 |
| APPRENTICESHIP SCHOOL MARSA | | | | | | | | | | | | | |
| Class I | | - | - | - | - | - | 5 | 21 | 13 | 3 | - | - | 42 |
| Class II | | - | - | - | - | - | - | 6 | 21 | 2 | - | - | 29 |
| Class III | | - | - | - | - | - | - | - | - | - | - | - | - |
| Class IV | | - | - | - | - | - | - | - | - | 1 | - | - | 1 |
| SECONDARY TECHNICAL GOZO | | | | | | | | | | | | | |
| Class I | | - | - | 5 | 15 | 9 | - | - | - | - | - | - | 29 |
| Class II | | - | - | - | - | - | - | 1 | - | - | - | - | 1 |
| TECHNICAL INSTITUTE GOZO | | | | | | | | | | | | | |
| Class I | | - | - | - | 1 | - | 1 | 10 | 9 | 4 | - | - | 25 |
| Class II | | - | - | - | - | - | - | - | - | - | - | - | - |
| Class III | | - | - | - | - | 5 | 11 | 3 | - | - | - | - | 19 |

53. PERCENTAGE OF NEW STUDENTS, PROMOTED STUDENTS, AND REPEATERS CLASSIFIED BY SCHOOL AND CLASS: 1967/68

| School and Class | Total Students | Per Cent | New Students | | Promoted Students | | Repeaters | |
|---|---|---|---|---|---|---|---|---|
| | | | Number | % | Number | % | Number | % |
| TOTAL ALL CLASSES | 4,526 | 100.0 | 1,520 | 33.6 | 2,703 | 59.7 | 303 | 6.7 |
| SECONDARY TECHNICAL PAOLA | | | | | | | | |
| All Classes | 1,419 | 100.0 | 418 | 29.5 | 934 | 65.8 | 67 | 4.7 |
| Class I | 423 | 100.0 | 410 | 96.9 | - | - | 13 | 3.1 |
| Class II | 226 | 100.0 | 7 | 3.1 | 201 | 88.9 | 18 | 8.0 |
| Class III | 238 | 100.0 | - | - | 217 | 91.2 | 21 | 8.8 |
| Class IV | 312 | 100.0 | 1 | 0.3 | 296 | 94.9 | 15 | 4.8 |
| Class V | 220 | 100.0 | - | - | 220 | 100.0 | - | - |
| Class VI | - | - | - | - | - | - | - | - |
| SECONDARY TECHNICAL NAXXAR | | | | | | | | |
| All Classes | 739 | 100.0 | 330 | 44.7 | 364 | 49.2 | 45 | 6.1 |
| Class I | 346 | 100.0 | 326 | 94.2 | - | - | 20 | 5.8 |
| Class II | 154 | 100.0 | 2 | 1.3 | 142 | 92.2 | 10 | 6.5 |
| Class III | 134 | 100.0 | 1 | 0.7 | 118 | 88.1 | 15 | 11.2 |
| Class IV | 105 | 100.0 | 1 | 1.0 | 104 | 99.0 | - | - |
| SECONDARY TECHNICAL HAMRUN | | | | | | | | |
| All Classes | 928 | 100.0 | 214 | 23.1 | 698 | 75.2 | 16 | 1.7 |
| Class I | 217 | 100.0 | 211 | 97.2 | - | - | 6 | 2.8 |
| Class II | 209 | 100.0 | 2 | 1.0 | 202 | 96.6 | 5 | 2.4 |
| Class III | 172 | 100.0 | 1 | 0.6 | 170 | 98.8 | 1 | 0.6 |
| Class IV | 173 | 100.0 | - | - | 171 | 98.8 | 2 | 1.2 |
| Class V | 126 | 100.0 | - | - | 124 | 98.4 | 2 | 1.6 |
| Class VI | 31 | 100.0 | - | - | 31 | 100.0 | - | - |
| TECHNICAL INSTITUTE PAOLA | | | | | | | | |
| All Classes | 777 | 100.0 | 305 | 39.3 | 370 | 47.6 | 102 | 13.1 |
| Class I | 325 | 100.0 | 293 | 90.2 | - | - | 32 | 9.8 |
| Class II | 208 | 100.0 | 8 | 3.8 | 192 | 92.3 | 8 | 3.9 |
| Class III | 113 | 100.0 | 2 | 1.8 | 89 | 78.8 | 22 | 19.4 |
| Class IV | 86 | 100.0 | 2 | 2.3 | 46 | 53.5 | 38 | 44.2 |
| Class V | 45 | 100.0 | - | - | 43 | 95.6 | 2 | 4.4 |

53. (CONTD.): PERCENTAGE OF NEW STUDENTS, PROMOTED STUDENTS, AND REPEATERS CLASSIFIED BY SCHOOL AND CLASS: 1967/68

| School and Class | Total Students | Per Cent | New Students | | Promoted Students | | Repeaters | |
|---|---|---|---|---|---|---|---|---|
| | | | Number | % | Number | % | Number | % |
| TECHNICAL INSTITUTE MRIEHEL | | | | | | | | |
| All Classes | 214 | 100.0 | 107 | 50.0 | 106 | 49.5 | 1 | 0.5 |
| Class I | 106 | 100.0 | 105 | 99.1 | - | - | 1 | 0.9 |
| Class II | 18 | 100.0 | 1 | 5.6 | 17 | 94.4 | - | - |
| Class III | 45 | 100.0 | 1 | 2.2 | 44 | 97.8 | - | - |
| Class IV | 16 | 100.0 | - | - | 16 | 100.0 | - | - |
| Class V | 29 | 100.0 | - | - | 29 | 100.0 | - | - |
| APPRENTICESHIP SCHOOL MARSA | | | | | | | | |
| All Classes | 219 | 100.0 | 72 | 32.9 | 96 | 43.8 | 51 | 23.3 |
| Class I | 57 | 100.0 | 42 | 73.7 | - | - | 15 | 26.3 |
| Class II | 58 | 100.0 | 29 | 50.0 | 13 | 22.4 | 16 | 27.6 |
| Class III | 45 | 100.0 | - | - | 37 | 82.2 | 8 | 17.8 |
| Class IV | 32 | 100.0 | 1 | 3.1 | 26 | 81.3 | 5 | 15.6 |
| Class V | 27 | 100.0 | - | - | 20 | 74.1 | 7 | 25.9 |
| SECONDARY TECHNICAL GOZO | | | | | | | | |
| All Classes | 168 | 100.0 | 30 | 17.9 | 121 | 72.0 | 17 | 10.1 |
| Class I | 31 | 100.0 | 29 | 93.5 | - | - | 2 | 6.5 |
| Class II | 43 | 100.0 | 1 | 2.3 | 33 | 76.7 | 9 | 21.0 |
| Class III | 42 | 100.0 | - | - | 39 | 92.8 | 3 | 7.2 |
| Class IV | 32 | 100.0 | - | - | 29 | 90.6 | 3 | 9.4 |
| Class V | 20 | 100.0 | - | - | 20 | 100.0 | - | - |
| Class VI | - | - | - | - | - | - | - | - |
| TECHNICAL INSTITUTE GOZO | | | | | | | | |
| All Classes | 62 | 100.0 | 44 | 71.0 | 14 | 22.6 | 4 | 6.4 |
| Class I | 25 | 100.0 | 25 | 100.0 | - | - | - | - |
| Class II | 15 | 100.0 | - | - | 14 | 93.3 | 1 | 6.7 |
| Class III | 22 | 100.0 | 19 | 86.4 | - | - | 3 | 13.6 |

54. STUDENTS THAT LEFT SCHOOL CLASSIFIED BY CAUSE AND MONTH OF LEAVING: 1967/68

| 1967 | | | | | | 1968 | | | | | | Total |
|---|---|---|---|---|---|---|---|---|---|---|---|---|
| July | August | Sept. | Oct. | November | December | January | February | March | April | May | June | |
| All Causes | | | | | | | | | | | | |
| 426 | 21 | 42 | 75 | 46 | 34 | 40 | 31 | 36 | 29 | 13 | 4 | 797 * |
| Emigrated | | | | | | | | | | | | |
| 2 | 1 | - | 6 | 2 | 1 | 3 | - | 2 | 3 | 1 | - | 21 |
| Completed Course | | | | | | | | | | | | |
| 297 | - | - | - | - | - | - | - | - | - | - | - | 297 |
| Did not Complete Course | | | | | | | | | | | | |
| 112 | 20 | 40 | 54 | 33 | 26 | 33 | 29 | 33 | 25 | 8 | 4 | 417 |
| Deceased | | | | | | | | | | | | |
| 1 | - | - | - | - | - | - | - | - | - | - | - | 1 |
| Entered Private School | | | | | | | | | | | | |
| - | - | - | 4 | 2 | 1 | 1 | - | - | - | - | - | 8 |
| Other Causes | | | | | | | | | | | | |
| 14 | - | 2 | 11 | 9 | 6 | 3 | 2 | 1 | 1 | 4 | - | 53 |

* 191 of whom were girls

55. STUDENTS THAT LEFT SCHOOL CLASSIFIED BY AGE AND CAUSE OF LEAVING: 1967/68

| Cause of Leaving | Age | | | | | | | | | | Total |
|---|---|---|---|---|---|---|---|---|---|---|---|
| | 11 | 12 | 13 | 14 | 15 | 16 | 17 | 18 | 19 | 20 & Over | |
| Total All Causes | 1 | 8 | 21 | 46 | 71 | 122 | 193 | 232 | 69 | 34 | 797 # |
| Emigrated | - | 3 | 4 | 3 | 3 | 6 | 2 | - | - | - | 21 |
| Completed Course | - | - | - | - | 1 | 16 | 98 | 145 | 31 | 6 | 297 |
| Did not complete course | - | - | 8 | 29 | 58 | 95 | 83 | 79 | 37 | 28 | 417 |
| Deceased | - | - | - | - | 1 | - | - | - | - | - | 1 |
| Entered private school | 1 | 3 | 3 | 1 | - | - | - | - | - | - | 8 |
| Other causes | - | 2 | 6 | 13 | 8 | 5 | 10 | 8 | 1 | - | 53 |

\# 191 of whom were girls

56. NUMBER OF CLASSES AND NUMBER OF STUDENTS CLASSIFIED BY RANGE OF STUDENTS IN SCHOOL AND CLASS: 30TH JUNE, 1968

| Class | Number of Classes having the following number of Students | | | | | | | | | | | | Total Number of Classes | Total Number of Students | Average Number of Students per Class |
|---|---|---|---|---|---|---|---|---|---|---|---|---|---|---|---|
| | Under 20 | | 20 - 24 | | 25 - 29 | | 30 - 34 | | 35 - 39 | | 40 & Over | | | | |
| | No. of Classes | No. of Students | No. of Classes | No. of Students | No. of Classes | No. of Students | No. of Classes | No. of Students | No. of Classes | No. of Students | No. of Classes | No. of Students | | | |
| | All Schools | | | | | | | | | | | | | | |
| Class I | 19 | 268 | 7 | 159 | 17 | 470 | 17 | 529 | 3 | 105 | - | - | 63 | 1,530 | 24.3 |
| Class II | 18 | 205 | 6 | 130 | 15 | 403 | 6 | 183 | - | - | - | - | 45 | 931 | 20.7 |
| Class III | 21 | 305 | 16 | 362 | 4 | 111 | 1 | 30 | - | - | - | - | 42 | 811 | 19.3 |
| Class IV | 24 | 323 | 13 | 290 | 3 | 81 | 2 | 62 | - | - | - | - | 42 | 756 | 18.0 |
| Class V | 18 | 256 | 5 | 104 | 3 | 77 | 1 | 30 | - | - | - | - | 27 | 467 | 17.3 |
| Class VI | - | - | - | - | - | - | 1 | 31 | - | - | - | - | 1 | 31 | 31.0 |
| | Schools with under 199 Students | | | | | | | | | | | | | | |
| Class I | 3 | 25 | - | - | - | - | 1 | 31 | - | - | - | - | 4 | 56 | 14.0 |
| Class II | 2 | 15 | 2 | 43 | - | - | - | - | - | - | - | - | 4 | 58 | 14.5 |
| Class III | 1 | 19 | 2 | 47 | - | - | - | - | - | - | - | - | 3 | 66 | 22.0 |
| Class IV | 2 | 32 | - | - | - | - | - | - | - | - | - | - | 2 | 32 | 16.0 |
| Class V | - | - | 1 | 20 | - | - | - | - | - | - | - | - | 1 | 20 | 20.0 |
| | Schools with 200 - 399 Students | | | | | | | | | | | | | | |
| Class I | 5 | 84 | 2 | 44 | - | - | - | - | 1 | 35 | - | - | 8 | 163 | 20.4 |
| Class II | 2 | 18 | - | - | 2 | 58 | - | - | - | - | - | - | 4 | 76 | 19.0 |
| Class III | 3 | 45 | 2 | 43 | - | - | - | - | - | - | - | - | 5 | 88 | 17.6 |
| Class IV | 4 | 48 | - | - | - | - | - | - | - | - | - | - | 2 | 48 | 24.0 |
| Class V | 4 | 56 | - | - | - | - | - | - | - | - | - | - | 4 | 56 | 14.0 |
| | Schools with 600 - 799 Students | | | | | | | | | | | | | | |
| Class I | 11 | 159 | 5 | 115 | 9 | 247 | 5 | 150 | - | - | - | - | 30 | 671 | 22.4 |
| Class II | 13 | 155 | 2 | 43 | 5 | 134 | 1 | 30 | - | - | - | - | 21 | 352 | 17.2 |
| Class III | 12 | 170 | 1 | 21 | 2 | 56 | - | - | - | - | - | - | 15 | 247 | 16.5 |
| Class IV | 9 | 95 | 2 | 43 | 2 | 53 | - | - | - | - | - | - | 13 | 191 | 14.7 |
| Class V | 4 | 45 | - | - | - | - | - | - | - | - | - | - | 4 | 45 | 11.3 |
| | Schools with 800 - 999 Students | | | | | | | | | | | | | | |
| Class I | - | - | - | - | 3 | 84 | 2 | 63 | 2 | 70 | - | - | 7 | 217 | 31.0 |
| Class II | - | - | 2 | 44 | 5 | 135 | 1 | 30 | - | - | - | - | 8 | 209 | 26.1 |
| Class III | - | - | 5 | 113 | 1 | 29 | 1 | 30 | - | - | - | - | 7 | 172 | 24.6 |
| Class IV | 3 | 53 | 4 | 89 | - | - | 1 | 31 | - | - | - | - | 8 | 173 | 21.6 |
| Class V | 3 | 49 | 1 | 22 | 1 | 25 | 1 | 30 | - | - | - | - | 6 | 126 | 21.0 |
| Class VI | - | - | - | - | - | - | 1 | 31 | - | - | - | - | 1 | 31 | 31.0 |

56 (Contd.) NUMBER OF CLASSES AND NUMBER OF STUDENTS CLASSIFIED BY RANGE OF STUDENTS IN SCHOOL AND CLASS: 30TH JUNE, 1968

| Class | Number of Classes having the following number of students | | | | | | | | | | | | Total Number of Classes | Total Number of Students | Average Number of Students per Class |
|---|---|---|---|---|---|---|---|---|---|---|---|---|---|---|---|
| | Under 20 | | 20 - 24 | | 25 - 29 | | 30 - 34 | | 35 - 39 | | 40 & Over | | | | |
| | No. of Classes | No. of Students | No. of Classes | No. of Students | No. of Classes | No. of Students | No. of Classes | No. of Students | No. of Classes | No. of Students | No. of Classes | No. of Students | | | |
| | Schools with 1400 - 1599 students | | | | | | | | | | | | | | |
| Class 1 | - | - | - | - | 5 | 139 | 9 | 284 | - | - | - | - | 14 | 423 | 30.2 |
| Class 11 | 1 | 17 | - | - | 3 | 86 | 4 | 123 | - | - | - | - | 8 | 226 | 28.3 |
| Class 111 | 5 | 74 | 6 | 138 | 1 | 26 | - | - | - | - | - | - | 12 | 238 | 19.8 |
| Class IV | 5 | 95 | 7 | 158 | 1 | 28 | 1 | 31 | - | - | - | - | 14 | 312 | 22.3 |
| Class V | 7 | 106 | 3 | 62 | 2 | 52 | - | - | - | - | - | - | 12 | 220 | 18.3 |

57. TEACHING STAFF CLASSIFIED BY SCHOOL, STATUS AND SEX: 1967/68

| Name of School | Permanent | | Temporary | | Seconded from Primary Schools | | Contract | | Visiting | | Instructors | Technicians | Total | | |
|---|---|---|---|---|---|---|---|---|---|---|---|---|---|---|---|
| | M | F | M | F | M | F | M | F | M | F | M | M | M | F | T |
| TOTAL ALL SCHOOLS | 134 | 27 | 8 | [illegible] | 21 | 18 | 6 | 1 | 162 | 20 | - | 22 | 353 | 66 | 419 |
| Secondary Technical - (Boys) Paola | 55 | - | - | - | 4 | - | 3 | - | 53 | - | - | 6 | 121 | - | 121 |
| Secondary Technical - (Boys) Naxxar | 19 | - | - | - | 5 | - | 2 | - | 28 | - | - | 1 | 55 | - | 55 |
| Secondary Technical - (Girls) Hamrun | 3 | 27 | - | - | 2 | 18 | - | 1 | 10 | 20 | - | 1 | 16 | 66 | 82 |
| Technical Institute-Paola | 31 | - | 5 | - | 2 | - | 1 | - | 42 | - | - | 8 | 89 | - | 89 |
| Technical Institute - Mriehel | 17 | - | - | - | 2 | - | - | - | 8 | - | - | 5 | 32 | - | 32 |
| Apprenticeship School - Marsa | 3 | - | 3 | - | - | - | - | - | 11 | - | - | - | 17 | - | 17 |
| Secondary Technical-Gozo | 4 | - | - | - | 4 | - | - | - | 8 | - | - | - | 16 | - | 16 |
| Technical Institute - Gozo | 2 | - | - | - | 2 | - | - | - | 2 | - | - | 1 | 7 | - | 7 |

58. NUMBER OF SCHOOLS, PREMISES,, ROOMS, CLASSROOMS, ETC.: 1967/68

| School | No. of Schools | No. of Premises | Total Number of Rooms | Classrooms | Workshops | Needlework and Domestic Science Rooms | Laboratories | Offices | Staffrooms | Storerooms | Other Rooms | Government Owned | Privately Owned |
|---|---|---|---|---|---|---|---|---|---|---|---|---|---|
| TOTAL ALL SCHOOLS | 8 | 9 | 474 | 220 | 38 | 20 | 27 | 24 | 34 | 35 | 76 | 9 | - |
| Secondary Technical, Paola | 1 | 2 | 108 | 61 | 10 | - | 15 | 7 | 3 | 3 | 9 | 2 | - |
| Secondary Technical, Naxxar | 1 | 1 | 57 | 31 | 4 | - | - | 4 | 3 | 1 | 14 | 1 | - |
| Secondary Technical, Hamrun | 1 | 1 | 134 | 37 | - | 11 | 5 | 4 | 6 | 20 | 51 | 1 | - |
| Technical Institute, Paola | 1 | 1 | 112 | 52 | 17 | 7 | 4 | 5 | 18 | 9 | - | 1 | - |
| Technical Institute, Mriehel | 1 | 1 | 25 | 14 | 5 | 1 | 1 | 2 | 2 | - | - | 1 | - |
| Apprenticeship School, Marsa | 1 | 1 | 15 | 11 | - | 1 | 1 | 1 | 1 | - | - | 1 | - |
| Secondary Technical, Gozo | 1 | 1 | 15 | 8 | 2 | - | 1 | 1 | - | 2 | 1 | 1 | - |
| Technical Institute, Gozo | 1 | 1 | 8 | 6 | - | - | - | - | 1 | - | 1 | 1 | - |

59. CANDIDATES FOR ADMISSION TO GOVERNMENT LYCEUM, GRAMMAR AND SECONDARY TECHNICAL SCHOOLS CLASSIFIED BY AGE, SEX AND WHETHER PASSED OR FAILED: 1968

| Age | Boys | | | Girls | | |
|---|---|---|---|---|---|---|
| | Total | Passed | Failed | Total | Passed | Failed |
| MALTESE ISLANDS - ALL AGES | 3,992 | 618 | 3,374 | 3,673 | 678 | 2,995 |
| MALTA: | | | | | | |
| ALL AGES | 3,775 | 572 | 3,203 | 3,459 | 627 | 2,832 |
| 8 Years | - | - | - | - | - | - |
| 9 Years | - | - | - | 1 | - | 1 |
| 10 Years | 6 | 4 | 2 | 2 | 1 | 1 |
| 11 Years | 921 | 165 | 756 | 895 | 128 | 767 |
| 12 Years | 1,423 | 189 | 1,234 | 1,367 | 237 | 1,130 |
| 13 Years | 1,425 | 214 | 1,211 | 1,194 | 261 | 933 |
| GOZO: | | | | | | |
| ALL AGES | 217 | 46 | 171 | 214 | 51 | 163 |
| 8 Years | - | - | - | - | - | - |
| 9 Years | - | - | - | - | - | - |
| 10 Years | - | - | - | - | - | - |
| 11 Years | 15 | 5 | 10 | 32 | 4 | 28 |
| 12 Years | 95 | 22 | 73 | 83 | 20 | 63 |
| 13 Years | 107 | 19 | 88 | 99 | 27 | 72 |

60. CANDIDATES FOR ADMISSION TO GOVERNMENT LYCEUM, GRAMMAR AND SECONDARY TECHNICAL SCHOOLS CLASSIFIED BY SEX WHETHER PASSED OR FAILED AND BY SCHOOL ATTENDED: 1968

| School Attended | | Boys | | | Girls | | |
|---|---|---|---|---|---|---|---|
| Type | Class | Total | Passed | Failed | Total | Passed | Failed |
| MALTESE ISLANDS | | | | | | | |
| ALL CLASSES | - | 3,992 | 618 | 3,374 | 3,673 | 678 | 2,995 |
| MALTA: | | | | | | | |
| ALL CLASSES | - | 3,775 | 572 | 3,203 | 3,459 | 627 | 2,832 |
| Government Primary | III | 11 | 1 | 10 | 5 | - | 5 |
| | IV | 1,600 | 193 | 1,407 | 1,557 | 123 | 1,434 |
| | V | 1,319 | 231 | 1,088 | 1,248 | 341 | 907 |
| | VI | 324 | 72 | 252 | 110 | 23 | 87 |
| Private | III | 4 | - | 4 | - | - | - |
| | IV | 109 | 1 | 108 | 161 | 12 | 149 |
| | V | 390 | 74 | 316 | 366 | 128 | 238 |
| | VI | 18 | - | 18 | 12 | - | 12 |
| GOZO: | | | | | | | |
| ALL CLASSES | - | 217 | 46 | 171 | 214 | 51 | 163 |
| Government Primary | III | 1 | 1 | - | - | - | - |
| | IV | 49 | 10 | 39 | 47 | 6 | 41 |
| | V | 122 | 27 | 95 | 118 | 31 | 87 |
| | VI | 33 | 5 | 28 | 45 | 14 | 31 |
| Private | IV | 7 | 1 | 6 | 1 | - | 1 |
| | V | 5 | 2 | 3 | 3 | - | 3 |

61. CANDIDATES FOR ADMISSION TO LYCEUM, GRAMMAR AND SEC. TECHNICAL SCHOOLS CLASSIFIED BY SEX AND MARKS OBTAINED IN ENGLISH AND ARITHMETIC: 1968

| Range of Marks | English | | | | | | Arithmetic | | | | | |
|---|---|---|---|---|---|---|---|---|---|---|---|---|
| | Boys | | | Girls | | | Boys | | | Girls | | |
| | No. of Candidates | Marks Obtained | Average Marks | No. of Candidates | Marks Obtained | Average Marks | No. of Candidates | Marks Obtained | Average Marks | No. of Candidates | Marks Obtained | Average Marks |
| | **Males** | | | | | | | | | | | |
| Total | 3,775 | 98,771 | 26.2 | 3,459 | 119,150 | 34.4 | 3,775 | 84,379 | 22.4 | 3,459 | 93,843 | 27.1 |
| 0 - 9 | 1,059 | 2,054 | 1.9 | 544 | 1,067 | 2.0 | 1,584 | 3,551 | 2.2 | 1,049 | 3,326 | 3.2 |
| 10 - 19 | 657 | 9,509 | 14.5 | 479 | 7,128 | 14.9 | 582 | 8,187 | 14.1 | 575 | 8,225 | 14.3 |
| 20 - 29 | 576 | 14,162 | 24.6 | 530 | 13,114 | 24.7 | 478 | 11,695 | 24.5 | 588 | 14,449 | 24.6 |
| 30 - 39 | 519 | 17,768 | 34.2 | 506 | 17,554 | 34.7 | 351 | 11,933 | 34.0 | 387 | 13,239 | 34.2 |
| 40 - 49 | 257 | 11,300 | 44.0 | 391 | 17,301 | 44.2 | 129 | 5,712 | 44.3 | 136 | 6,002 | 44.1 |
| 50 - 59 | 326 | 17,718 | 54.3 | 422 | 22,955 | 54.4 | 221 | 11,966 | 54.1 | 246 | 13,353 | 54.3 |
| 60 - 69 | 221 | 14,194 | 64.2 | 380 | 24,440 | 64.3 | 187 | 11,998 | 64.2 | 188 | 12,115 | 64.4 |
| 70 - 79 | 135 | 9,961 | 73.8 | 172 | 12,712 | 73.9 | 134 | 9,905 | 73.9 | 155 | 11,515 | 74.3 |
| 80 - 89 | 22 | 1,831 | 83.2 | 35 | 2,879 | 82.3 | 73 | 6,085 | 83.4 | 102 | 8,558 | 83.9 |
| 90 - 99 | 3 | 274 | 91.3 | - | - | - | 36 | 3,347 | 93.0 | 33 | 3,061 | 92.8 |
| | **Boys** | | | | | | | | | | | |
| Total | 217 | 5,519 | 25.4 | 214 | 6,373 | 29.8 | 217 | 5,455 | 25.1 | 214 | 5,370 | 25.1 |
| 0 - 9 | 69 | 47 | 0.7 | 68 | 33 | 0.5 | 88 | 129 | 1.5 | 87 | 141 | 1.6 |
| 10 - 19 | 30 | 471 | 15.7 | 13 | 191 | 14.7 | 26 | 335 | 12.9 | 25 | 367 | 14.7 |
| 20 - 29 | 29 | 721 | 24.9 | 21 | 517 | 24.6 | 24 | 594 | 24.8 | 26 | 646 | 24.8 |
| 30 - 39 | 30 | 1,011 | 33.7 | 30 | 1,031 | 34.4 | 15 | 518 | 34.5 | 17 | 553 | 32.5 |
| 40 - 49 | 17 | 739 | 43.5 | 26 | 1,159 | 44.6 | 16 | 701 | 43.8 | 8 | 345 | 43.1 |
| 50 - 59 | 22 | 1,179 | 53.6 | 29 | 1,586 | 54.7 | 17 | 928 | 54.6 | 17 | 882 | 51.9 |
| 60 - 69 | 14 | 894 | 63.9 | 17 | 1,115 | 65.6 | 13 | 828 | 63.7 | 16 | 1,023 | 63.9 |
| 70 - 79 | 5 | 373 | 74.6 | 8 | 577 | 72.1 | 10 | 745 | 74.5 | 10 | 729 | 72.9 |
| 80 - 89 | 1 | 84 | 84.0 | 2 | 164 | 82.0 | 7 | 587 | 83.9 | 6 | 501 | 83.5 |
| 90 - 99 | - | - | - | - | - | - | 1 | 90 | 90.0 | 2 | 183 | 91.5 |

Note: Candidates who were absent and who obtained a compensated pass are included in range "0 - 9".

62. CANDIDATES FOR ADMISSION TO GOVERNMENT TECHNICAL SCHOOLS BY SCHOOL ATTENDED: 1968

| School Attended | | Technical Institutes | | |
|---|---|---|---|---|
| Type | Class | Total | Passed | Failed |
| Government Primary | IV | 4 | 3 | 1 |
| | V | 55 | 8 | 47 |
| | VI | 553 | 168 | 385 |
| | VII | 60 | 19 | 41 |
| Private | V | 13 | 5 | 8 |
| | VI | 16 | 6 | 10 |
| | VII | 12 | 1 | 11 |
| | Secondary | 11 | 7 | 4 |
| Individuals | - | 48 | 11 | 37 |
| | TOTAL | 772 | 228 | 544 |

63. CANDIDATES FOR ADMISSION TO GOVERNMENT TECHNICAL SCHOOLS CLASSIFIED BY AGE AND WHETHER PASSED OR FAILED: 1968

| Age | Technical Institute - Malta | | | Technical Institute - Gozo | | |
|---|---|---|---|---|---|---|
| | Total | Passed | Failed | Total | Passed | Failed |
| ALL AGES | 697 | 201 | 496 | 75 | 27 | 48 |
| 10 years | - | - | - | - | - | - |
| 11 years | 1 | - | 1 | - | - | - |
| 12 years | - | - | - | - | - | - |
| 13 years | - | - | - | - | - | - |
| 14 years | 360 | 101 | 259 | 54 | 20 | 34 |
| 15 years | 255 | 72 | 183 | 19 | 7 | 12 |
| 16 years | 70 | 23 | 47 | 2 | - | 2 |
| 17 years | 11 | 5 | 6 | - | - | - |

64. CANDIDATES FOR ADMISSION TO GOVERNMENT TECHNICAL SCHOOLS CLASSIFIED BY MARKS OBTAINED IN ENGLISH AND ARITHMATIC: 1968

| Range of Marks | English | | | Arithmatic | | |
|---|---|---|---|---|---|---|
| | Number of Candidates | No. of marks obtained | Average marks | Number of Candidates | No. of marks obtained | Average marks |
| | Technical Institute - Malta | | | | | |
| Total | 697 | 27,587 | 39.6 | 697 | 19,477 | 27.9 |
| 0 - 9 | 134 | 107 | 0.8 | 203 | 407 | 2.0 |
| 10 - 19 | 37 | 562 | 15.2 | 135 | 1,966 | 14.6 |
| 20 - 29 | 61 | 1,484 | 24.3 | 111 | 2,728 | 24.6 |
| 30 - 39 | 92 | 3,169 | 34.4 | 46 | 1,562 | 34.0 |
| 40 - 49 | 81 | 3,574 | 44.1 | 15 | 676 | 45.1 |
| 50 - 59 | 116 | 6,279 | 54.1 | 64 | 3,442 | 53.8 |
| 60 - 69 | 83 | 5,319 | 64.1 | 68 | 4,330 | 63.7 |
| 70 - 79 | 73 | 5,419 | 74.2 | 31 | 2,305 | 74.4 |
| 80 - 89 | 19 | 1,584 | 83.4 | 19 | 1,590 | 83.7 |
| 90 - 99 | 1 | 90 | 90.0 | 5 | 471 | 94.2 |
| | Technical Institute - Gozo | | | | | |
| Total | 75 | 2,791 | 37.2 | 75 | 3,157 | 42.1 |
| 0 - 9 | 13 | 47 | 3.6 | 17 | 72 | 4.2 |
| 10 - 19 | 5 | 85 | 17.0 | 5 | 67 | 13.4 |
| 20 - 29 | 9 | 219 | 24.3 | 5 | 118 | 23.6 |
| 30 - 39 | 8 | 273 | 34.1 | 6 | 201 | 33.5 |
| 40 - 49 | 12 | 521 | 43.4 | 4 | 181 | 45.3 |
| 50 - 59 | 18 | 935 | 51.9 | 13 | 701 | 53.9 |
| 60 - 69 | 5 | 331 | 66.2 | 12 | 781 | 65.1 |
| 70 - 79 | 4 | 295 | 73.8 | 7 | 514 | 73.4 |
| 80 - 89 | 1 | 85 | 85.0 | 4 | 335 | 83.8 |
| 90 - 99 | - | - | - | 2 | 187 | 93.5 |

* Candidates who were absent or who obtained a compensated pass are included in range "0 - 9"

65. SUMMARY TABLE OF PUPILS AND TEACHERS CLASSIFIED BY TYPE OF SCHOOL AND SEX: 30TH JUNE, 1968

| Type of School | Number of Schools | Number of Classes | Pupils | | | Teachers | | |
|---|---|---|---|---|---|---|---|---|
| | | | Total | Boys | Girls | Total | Males | Females |
| MALTESE ISLANDS | 70 | 544 | 15,539 | 7,779 | 7,760 | 780 | 209 | 571 |
| MALTA | 66 | 532 | 15,278 | 7,638 | 7,640 | 766 | 209 | 557 |
| GOZO | 4 | 12 | 261 | 141 | 120 | 14 | - | 14 |
| M A L T A | | | | | | | | |
| Nursery | 4 | 8 | 165 | 77 | 88 | 10 | - | 10 |
| Infants | 2 | 4 | 108 | 60 | 48 | 21 | 12 | 9 |
| Primary | 1 | 3 | 48 | 48 | - | 5 | 3 | 2 |
| Secondary | 1 | 12 | 278 | 278 | - | 27 | 27 | - |
| Nursery/Infants | 28 | 97 | 2,914 | 1,467 | 1,447 | 103 | - | 103 |
| Nursery/Infants/Primary | 6 | 53 | 1,361 | 770 | 591 | 55 | - | 55 |
| Infants/Primary | 4 | 9 | 314 | 269 | 45 | 18 | - | 18 |
| Infants/Primary/Secondary | 5 | 86 | 2,481 | 952 | 1,529 | 120 | 26 | 94 |
| Primary/Secondary | 7 | 95 | 2,676 | 1,686 | 990 | 184 | 114 | 70 |
| Nursery/Infants/Primary/Secondary | 8 | 165 | 4,933 | 2,031 | 2,902 | 223 | 27 | 196 |
| G O Z O : | | | | | | | | |
| Nursery/Infants | 3 | 8 | 201 | 118 | 83 | 9 | - | 9 |
| Nursery/Infants/Primary/Secondary | 1 | 4 | 60 | 23 | 37 | 5 | - | 5 |

66. NUMBER OF BOARDERS, DAY BOARDERS AND DAY PUPILS CLASSIFIED BY CLASS: 1967/68

| Type of School and Class | Boarders | Day-Boarders | Day Pupils | Total Number of Pupils * | Net Total Number of Pupils // |
|---|---|---|---|---|---|
| TOTAL ALL CLASSES | 697 | 4,262 | 11,103 | 16,094 | 15,539 |
| NURSERY | 1 | 335 | 1,982 | 2,318 | 2,257 |
| INFANTS | | | | | |
| Stage I | 24 | 1,086 | 2,557 | 3,680 | 3,544 |
| Stage II | 16 | 643 | 949 | 1,608 | 1,564 |
| PRIMARY | | | | | |
| Std. I | 45 | 430 | 613 | 1,088 | 1,036 |
| Std. II | 46 | 383 | 601 | 1,040 | 999 |
| Std. III | 64 | 291 | 534 | 889 | 860 |
| Std. IV | 40 | 240 | 593 | 882 | 851 |
| Std. V | 17 | 223 | 400 | 640 | 621 |
| Std. VI | - | - | 88 | 88 | 82 |
| Std. VII | - | - | - | - | - |
| SECONDARY | | | | | |
| Class I | 86 | 181 | 724 | 991 | 958 |
| Class II | 69 | 174 | 515 | 758 | 725 |
| Class III | 108 | 105 | 502 | 715 | 689 |
| Class IV | 101 | 104 | 446 | 651 | 626 |
| Class V | 80 | 50 | 418 | 548 | 533 |
| Class VI | - | 17 | 181 | 198 | 194 |

* Total number of Pupils between the first and last day of school year 1967/68

// Total number of Pupils as on 30th June, 1968 i.e. excluding school leavers

67. NUMBER AND PERCENTAGE OF PUPILS AT EACH AGE, CLASSIFIED BY SEX: 30TH JUNE, 1968

| Age | Number of Pupils | | | Percentage | | |
|---|---|---|---|---|---|---|
| | Total | Boys | Girls | Total | Boys | Girls |
| TOTAL ALL AGES | 15,539 | 7,779 | 7,760 | 100.0 | 100.0 | 100.0 |
| 2 | 22 | 9 | 13 | 0.1 | 0.1 | 0.2 |
| 3 | 873 | 460 | 413 | 5.6 | 5.9 | 5.3 |
| 4 | 1,735 | 862 | 873 | 11.2 | 11.2 | 11.3 |
| 5 | 2,302 | 1,234 | 1,068 | 14.8 | 15.9 | 13.8 |
| 6 | 1,706 | 839 | 867 | 11.0 | 10.8 | 11.2 |
| 7 | 1,055 | 544 | 511 | 6.8 | 7.0 | 6.6 |
| 8 | 1,015 | 513 | 502 | 6.5 | 6.6 | 6.5 |
| 9 | 960 | 499 | 461 | 6.2 | 6.4 | 5.9 |
| 10 | 862 | 407 | 455 | 5.6 | 5.3 | 5.9 |
| 11 | 782 | 334 | 448 | 5.0 | 4.3 | 5.8 |
| 12 | 707 | 327 | 380 | 4.5 | 4.2 | 4.9 |
| 13 | 704 | 336 | 368 | 4.5 | 4.3 | 4.7 |
| 14 | 906 | 422 | 484 | 5.8 | 5.4 | 6.2 |
| 15 | 832 | 431 | 401 | 5.4 | 5.5 | 5.2 |
| 16 | 522 | 263 | 259 | 3.4 | 3.4 | 3.3 |
| 17 | 342 | 174 | 168 | 2.2 | 2.2 | 2.1 |
| 18 | 150 | 87 | 63 | 1.0 | 1.1 | 0.8 |
| 19 | 48 | 33 | 15 | 0.3 | 0.4 | 0.2 |
| 20 & Over | 16 | 5 | 11 | 0.1 | 0.1 | 0.1 |

68. NUMBER AND PERCENTAGE OF PUPILS CLASSIFIED BY CLASS AND SEX: 30TH JUNE, 1968

| Class | | Pupils | | | Percentage | | |
|---|---|---|---|---|---|---|---|
| | | Total | Boys | Girls | Total | Boys | Girls |
| TOTAL ALL CLASSES | | 15,539 | 7,779 | 7,760 | 100.0 | 100.0 | 100.0 |
| NURSERY | | 2,257 | 1,143 | 1,114 | 14.5 | 14.7 | 14.3 |
| INFANTS: | Total | 5,108 | 2,690 | 2,418 | 32.9 | 34.6 | 31.2 |
| | Stage 1 | 3,544 | 1,839 | 1,705 | 22.8 | 23.6 | 22.0 |
| | Stage 11 | 1,564 | 851 | 713 | 10.1 | 10.9 | 9.2 |
| PRIMARY: | Total | 4,449 | 2,105 | 2,344 | 28.6 | 27.1 | 30.2 |
| | Std. 1 | 1,036 | 530 | 506 | 6.7 | 6.8 | 6.5 |
| | Std. 11 | 999 | 519 | 480 | 6.4 | 6.7 | 6.2 |
| | Std. 111 | 860 | 389 | 471 | 5.5 | 5.0 | 6.1 |
| | Std. IV | 851 | 383 | 468 | 5.5 | 4.9 | 6.0 |
| | Std. V | 621 | 202 | 419 | 4.0 | 2.6 | 5.4 |
| | Std. VI | 82 | 82 | - | 0.5 | 1.1 | - |
| | Std. VII | - | - | - | - | - | - |
| SECONDARY: | Total | 3,725 | 1,841 | 1,884 | 24.0 | 23.6 | 24.3 |
| | Class 1 | 958 | 456 | 502 | 6.2 | 5.9 | 6.5 |
| | Class 11 | 725 | 385 | 340 | 4.7 | 4.9 | 4.4 |
| | Class 111 | 689 | 365 | 324 | 4.4 | 4.7 | 4.2 |
| | Class IV | 626 | 303 | 323 | 4.0 | 3.9 | 4.1 |
| | Class V | 533 | 293 | 240 | 3.4 | 3.8 | 3.1 |
| | Class VI | 194 | 39 | 155 | 1.3 | 0.5 | 2.0 |

## 69. PUPILS CLASSIFIED BY CLASS, AGE AND SEX: 30TH JUNE, 1968

| Type of Class and Sex | | Age 2 | 3 | 4 | 5 | 6 | 7 | 8 | 9 | 10 | 11 | 12 | 13 | 14 | 15 | 16 | 17 | 18 | 19 | 20 & Over | Total |
|---|---|---|---|---|---|---|---|---|---|---|---|---|---|---|---|---|---|---|---|---|---|
| TOTAL ALL CLASSES: | T | 22 | 873 | 1735 | 2302 | 1706 | 1055 | 1018 | 960 | 862 | 782 | 707 | 704 | 906 | 832 | 522 | 342 | 150 | 48 | 16 | 15,539 |
| | B | 9 | 460 | 862 | 1234 | 839 | 544 | 513 | 499 | 407 | 334 | 327 | 336 | 422 | 431 | 263 | 174 | 87 | 33 | 5 | 7,779 |
| | G | 13 | 413 | 873 | 1068 | 867 | 511 | 502 | 461 | 455 | 448 | 380 | 368 | 484 | 401 | 259 | 168 | 63 | 15 | 11 | 7,760 |
| NURSERY: | | | | | | | | | | | | | | | | | | | | | |
| | T | 18 | 808 | 1216 | 209 | 6 | - | - | - | - | - | - | - | - | - | - | - | - | - | - | 2,257 |
| | B | 8 | 418 | 632 | 85 | - | - | - | - | - | - | - | - | - | - | - | - | - | - | - | 1,143 |
| | G | 10 | 390 | 584 | 124 | 6 | - | - | - | - | - | - | - | - | - | - | - | - | - | - | 1,114 |
| INFANTS: | | | | | | | | | | | | | | | | | | | | | |
| Stage I | T | 4 | 59 | 395 | 1940 | 945 | 86 | 81 | 28 | 2 | 3 | 1 | - | - | - | - | - | - | - | - | 3,544 |
| | B | 1 | 36 | 170 | 1061 | 466 | 57 | 24 | 22 | - | 1 | 1 | - | - | - | - | - | - | - | - | 1,839 |
| | G | 3 | 23 | 225 | 879 | 479 | 29 | 57 | 6 | 2 | 2 | - | - | - | - | - | - | - | - | - | 1,705 |
| Stage II | T | - | 6 | 119 | 90 | 611 | 352 | 150 | 93 | 77 | 35 | 16 | 15 | - | - | - | - | - | - | - | 1,564 |
| | B | - | 6 | 57 | 47 | 313 | 176 | 105 | 61 | 59 | 14 | 13 | - | - | - | - | - | - | - | - | 851 |
| | G | - | - | 62 | 43 | 298 | 176 | 45 | 32 | 18 | 21 | 3 | 15 | - | - | - | - | - | - | - | 713 |
| PRIMARY: | | | | | | | | | | | | | | | | | | | | | |
| Std. I | T | - | - | 5 | 63 | 113 | 531 | 247 | 66 | 9 | 1 | - | - | - | 1 | - | - | - | - | - | 1,036 |
| | B | - | - | 3 | 41 | 40 | 265 | 134 | 41 | 5 | - | - | - | - | - | - | - | - | - | - | 530 |
| | G | - | - | 2 | 22 | 73 | 266 | 113 | 25 | 3 | 1 | - | - | - | 1 | - | - | - | - | - | 506 |
| Std. II | T | - | - | - | - | 31 | 83 | 471 | 264 | 108 | 29 | 12 | 1 | - | - | - | - | - | - | - | 999 |
| | B | - | - | - | - | 20 | 45 | 213 | 140 | 76 | 19 | 6 | - | - | - | - | - | - | - | - | 519 |
| | G | - | - | - | - | 11 | 38 | 258 | 124 | 32 | 10 | 6 | 1 | - | - | - | - | - | - | - | 480 |
| Std. III | T | - | - | - | - | - | 3 | 61 | 427 | 208 | 121 | 33 | 4 | 2 | - | 1 | - | - | - | - | 860 |
| | B | - | - | - | - | - | 1 | 32 | 188 | 83 | 70 | 15 | - | - | - | - | - | - | - | - | 389 |
| | G | - | - | - | - | - | 2 | 29 | 239 | 125 | 51 | 18 | 4 | 2 | - | 1 | - | - | - | - | 471 |
| Std. IV | T | - | - | - | - | - | - | - | 62 | 392 | 222 | 121 | 44 | 8 | 1 | - | 1 | - | - | - | 851 |
| | B | - | - | - | - | - | - | - | 28 | 160 | 100 | 63 | 29 | 3 | - | - | - | - | - | - | 383 |
| | G | - | - | - | - | - | - | - | 34 | 232 | 122 | 58 | 15 | 5 | 1 | - | 1 | - | - | - | 468 |

69. (CONTD.) PUPILS CLASSIFIED BY CLASS, AGE AND SEX: 30TH JUNE, 1968

| Type of Class and sex | | Age | | | | | | | | | | | | | | | | | | | Total |
|---|---|---|---|---|---|---|---|---|---|---|---|---|---|---|---|---|---|---|---|---|---|
| | | 2 | 3 | 4 | 5 | 6 | 7 | 8 | 9 | 10 | 11 | 12 | 13 | 14 | 15 | 16 | 17 | 18 | 19 | 20 & Over | |
| PRIMARY: | | | | | | | | | | | | | | | | | | | | | |
| Std. V | T | - | - | - | - | - | - | - | 2 | 58 | 256 | 191 | 77 | 33 | 4 | - | - | - | - | - | 621 |
| | B | - | - | - | - | - | - | - | 1 | 16 | 73 | 72 | 31 | 8 | 1 | - | - | - | - | - | 202 |
| | G | - | - | - | - | - | - | - | 1 | 42 | 183 | 199 | 46 | 25 | 3 | - | - | - | - | - | 419 |
| Std. VI | T | - | - | - | - | - | - | - | - | - | - | 3 | 11 | 28 | 23 | 15 | 2 | - | - | - | 82 |
| | B | - | - | - | - | - | - | - | - | - | - | 3 | 11 | 28 | 23 | 15 | 2 | - | - | - | 82 |
| | G | - | - | - | - | - | - | - | - | - | - | - | - | - | - | - | - | - | - | - | - |
| SECONDARY: | | | | | | | | | | | | | | | | | | | | | |
| Class 1 | T | - | - | - | - | - | - | - | - | 1 | 107 | 261 | 246 | 251 | 82 | 10 | - | - | - | - | 958 |
| | B | - | - | - | - | - | - | - | - | - | 54 | 125 | 118 | 112 | 44 | 3 | - | - | - | - | 456 |
| | G | - | - | - | - | - | - | - | - | 1 | 53 | 136 | 128 | 139 | 38 | 7 | - | - | - | - | 502 |
| Class 11 | T | - | - | - | - | - | - | - | - | - | 3 | 50 | 199 | 208 | 212 | 46 | 4 | - | - | 3 | 725 |
| | B | - | - | - | - | - | - | - | - | - | 1 | 25 | 97 | 110 | 130 | 20 | 2 | - | - | - | 385 |
| | G | - | - | - | - | - | - | - | - | - | 2 | 25 | 102 | 98 | 82 | 26 | 2 | - | - | 3 | 340 |
| Class 111 | T | - | - | - | - | - | - | 5 | 18 | 7 | 2 | 1 | 60 | 184 | 204 | 139 | 55 | 10 | 1 | 3 | 689 |
| | B | - | - | - | - | - | - | 5 | 18 | 7 | 2 | - | 38 | 77 | 115 | 72 | 30 | 1 | - | - | 365 |
| | G | - | - | - | - | - | - | - | - | - | - | 1 | 22 | 107 | 89 | 67 | 25 | 9 | 1 | 3 | 324 |
| Class IV | T | - | - | - | - | - | - | - | - | - | - | - | 8 | 99 | 185 | 145 | 143 | 34 | 10 | 2 | 626 |
| | B | - | - | - | - | - | - | - | - | - | - | - | 3 | 63 | 82 | 76 | 62 | 12 | 5 | - | 303 |
| | G | - | - | - | - | - | - | - | - | - | - | - | 5 | 36 | 103 | 69 | 81 | 22 | 5 | 2 | 323 |
| Class V | T | - | - | - | - | - | - | - | - | - | - | - | 2 | 12 | 88 | 159 | 133 | 103 | 31 | 5 | 533 |
| | B | - | - | - | - | - | - | - | - | - | - | - | 2 | 11 | 32 | 77 | 76 | 71 | 22 | 2 | 293 |
| | G | - | - | - | - | - | - | - | - | - | - | - | - | 1 | 56 | 82 | 57 | 32 | 9 | 3 | 240 |
| Class VI | T | - | - | - | - | - | - | - | - | - | 3 | 18 | 37 | 81 | 32 | 7 | 4 | 3 | 6 | 3 | 194 |
| | B | - | - | - | - | - | - | - | - | - | - | 4 | 7 | 10 | 4 | - | 2 | 3 | 6 | 3 | 39 |
| | G | - | - | - | - | - | - | - | - | - | 3 | 14 | 30 | 71 | 28 | 7 | 2 | - | - | - | 155 |

70. PUPILS CLASSIFIED BY LOCALITY,

| Type of School | | Malta | | | | | | | | | | | | | | | | | | |
|---|---|---|---|---|---|---|---|---|---|---|---|---|---|---|---|---|---|---|---|---|
| | | Valletta | Floriana | Marsa | Senglea | Cospicua | Paola | Sliema | Gzira | Msida | Hamrun | Pieta | Zabbar | Tarxien | Luqa | Qormi | Birkirkara | St Julians | San Gwann | Cottonera |
| ALL TYPES | T | 873 | 341 | 126 | 132 | 625 | 970 | 2155 | 857 | 316 | 2055 | 132 | 160 | 469 | 190 | 341 | 1589 | 567 | 32 | 683 |
| | B | 517 | 309 | 64 | 57 | 311 | 392 | 811 | 654 | 148 | 715 | 132 | 66 | 77 | 48 | 186 | 1024 | 44 | 19 | 683 |
| | G | 356 | 32 | 62 | 75 | 314 | 578 | 1344 | 203 | 168 | 1340 | - | 94 | 392 | 42 | 155 | 565 | 523 | 13 | - |
| Nursery | B | - | - | - | - | 15 | 18 | 44 | - | - | - | - | - | - | - | - | - | - | - | - |
| | G | - | - | - | - | 25 | 12 | 51 | - | - | - | - | - | - | - | - | - | - | - | - |
| Infants | B | - | - | - | - | - | 12 | - | - | - | - | - | - | - | 48 | - | - | - | - | - |
| | G | - | - | - | - | - | 6 | - | - | - | - | - | - | - | 42 | - | - | - | - | - |
| Primary | B | - | - | - | - | - | - | 48 | - | - | - | - | - | - | - | - | - | - | - | - |
| | G | - | - | - | - | - | - | - | - | - | - | - | - | - | - | - | - | - | - | - |
| Secondary | B | - | 278 | - | - | - | - | - | - | - | - | - | - | - | - | - | - | - | - | - |
| | G | - | - | - | - | - | - | - | - | - | - | - | - | - | - | - | - | - | - | - |
| Nursery/Infants | B | 43 | 31 | 64 | 57 | 68 | 89 | - | - | 28 | 125 | - | 66 | - | - | 75 | 151 | 41 | 19 | - |
| | G | 52 | 32 | 62 | 75 | 51 | 77 | - | - | 27 | 90 | - | 94 | - | - | 48 | 148 | 47 | 13 | - |
| Nursery/Infants/Primary | B | - | - | - | - | 228 | - | - | - | - | - | - | - | - | - | 111 | - | - | - | - |
| | G | - | - | - | - | 238 | - | - | - | - | - | - | - | - | - | 107 | - | - | - | - |
| Infants/Primary | B | - | - | - | - | - | - | - | - | - | 40 | - | - | - | - | - | - | - | - | - |
| | G | - | - | - | - | - | - | - | - | - | 45 | - | - | - | - | - | - | - | - | - |
| Infants/Primary/Secondary | B | - | - | - | - | - | - | 73 | - | 120 | 291 | - | - | - | - | - | - | - | - | 468 |
| | G | - | - | - | - | - | - | 178 | - | 141 | 832 | - | - | - | - | - | - | - | - | - |
| Primary/Secondary | B | 241 | - | - | - | - | 273 | - | - | - | 136 | 132 | - | - | - | - | 686 | 3 | - | 215 |
| | G | - | - | - | - | - | 483 | - | - | - | 31 | - | - | - | - | - | - | 476 | - | - |
| Nursery/Infants,/Prim/Sec. | B | 233 | - | - | - | - | - | 646 | 654 | - | 123 | - | - | 77 | - | - | 187 | - | - | - |
| | G | 304 | - | - | - | - | - | 1115 | 203 | - | 342 | - | - | 392 | - | - | 417 | - | - | - |

TYPE OF SCHOOL AND SEX: 30TH JUNE, 1868

| Malta | | | | | | | | | | | | | | | Gozo | | |
|---|---|---|---|---|---|---|---|---|---|---|---|---|---|---|---|---|---|
| Gudja | Ghaxaq | Zejtun | Birzebbugia | Kirkop | Zurrieq | Zebbug | Siggiewi | Balzan | Mdina | Rabat | Naxxar | Mellieha | St Paul's Bay | Mosta | Xagjra | Victoria | Nadur |
| 107 | 48 | 250 | 106 | 47 | 93 | 195 | 126 | 527 | 378 | 409 | 80 | 125 | 34 | 240 | 66 | 155 | 40 |
| 59 | 30 | 129 | 47 | 27 | 53 | 93 | 57 | 340 | - | 318 | 39 | 65 | 13 | 111 | 39 | 78 | 24 |
| 48 | 18 | 121 | 59 | 20 | 40 | 102 | 69 | 187 | 378 | 91 | 41 | 60 | 21 | 129 | 27 | 77 | 16 |
| - | - | - | - | - | - | - | - | - | - | - | - | - | - | - | - | - | - |
| - | - | - | - | - | - | - | - | - | - | - | - | - | - | - | - | - | - |
| - | - | - | - | - | - | - | - | - | - | - | - | - | - | - | - | - | - |
| - | - | - | - | - | - | - | - | - | - | - | - | - | - | - | - | - | - |
| - | - | - | - | - | - | - | - | - | - | - | - | - | - | - | - | - | - |
| - | - | - | - | - | - | - | - | - | - | - | - | - | - | - | - | - | - |
| - | - | - | - | - | - | - | - | - | - | - | - | - | - | - | - | - | - |
| - | - | - | - | - | - | - | - | - | - | - | - | - | - | - | - | - | - |
| - | 30 | 97 | 47 | 27 | 53 | 93 | 57 | - | - | 89 | 39 | 65 | 13 | - | 39 | 55 | 24 |
| - | 18 | 110 | 59 | 20 | 40 | 102 | 69 | - | - | 91 | 41 | 60 | 21 | - | 27 | 40 | 16 |
| 59 | - | 32 | - | - | - | - | - | 340 | - | - | - | - | - | - | - | - | - |
| 48 | - | 11 | - | - | - | - | - | 187 | - | - | - | - | - | - | - | - | - |
| - | - | - | - | - | - | - | - | - | - | 229 | - | - | - | - | - | - | - |
| - | - | - | - | - | - | - | - | - | - | - | - | - | - | - | - | - | - |
| - | - | - | - | - | - | - | - | - | - | - | - | - | - | - | - | - | - |
| - | - | - | - | - | - | - | - | - | 378 | - | - | - | - | - | - | - | - |
| - | - | - | - | - | - | - | - | - | - | - | - | - | - | - | - | - | - |
| - | - | - | - | - | - | - | - | - | - | - | - | - | - | - | - | - | - |
| - | - | - | - | - | - | - | - | - | - | - | - | - | - | 111 | - | 23 | - |
| - | - | - | - | - | - | - | - | - | - | - | - | - | - | 129 | - | 37 | - |

71. MEAN AGE OF PUPILS BY CLASS AND SEX: 1967/68

| Type | | Sex | | |
|---|---|---|---|---|
| | | Total | Boys | Girls |
| NURSERY | | 3.7 | 3.7 | 3.8 |
| INFANTS: | Stage I | 5.3 | 5.3 | 5.3 |
| | Stage II | 6.8 | 6.9 | 6.7 |
| PRIMARY: | Std. I | 7.2 | 7.2 | 7.1 |
| | Std. II | 8.5 | 8.6 | 8.4 |
| | Std. III | 9.6 | 9.6 | 9.6 |
| | Std. IV | 10.7 | 10.8 | 10.6 |
| | Std. V | 11.6 | 11.7 | 11.6 |
| | Std. VI | 14.5 | 14.5 | - |
| SECONDARY: | Class I | 13.0 | 12.9 | 13.0 |
| | Class II | 14.0 | 14.1 | 14.0 |
| | Class III | 14.7 | 14.4 | 15.0 |
| | Class IV | 15.7 | 15.6 | 15.9 |
| | Class V | 16.6 | 16.8 | 16.4 |
| | Class VI | 14.2 | 15.4 | 13.9 |

72. PROMOTED PUPILS CLASSIFIED BY CLASS, AGE AND SEX: 1967/68

| Class and Sex | | Age 3 | 4 | 5 | 6 | 7 | 8 | 9 | 10 | 11 | 12 | 13 | 14 | 15 | 16 | 17 | 18 | 19 | 20 & Over | Total |
|---|---|---|---|---|---|---|---|---|---|---|---|---|---|---|---|---|---|---|---|---|
| ALL CLASSES: | T | 6 | 123 | 832 | 1142 | 911 | 865 | 804 | 762 | 664 | 524 | 529 | 665 | 649 | 423 | 283 | 136 | 38 | 10 | 9,366 |
| | B | 6 | 62 | 448 | 572 | 469 | 427 | 382 | 355 | 279 | 234 | 244 | 305 | 318 | 214 | 146 | 81 | 27 | 2 | 4,571 |
| | G | - | 61 | 384 | 570 | 442 | 438 | 422 | 407 | 385 | 290 | 285 | 360 | 331 | 209 | 137 | 55 | 11 | 8 | 4,795 |
| NURSERY | B | - | - | - | - | - | - | - | - | - | - | - | - | - | - | - | - | - | - | - |
| | G | - | - | - | - | - | - | - | - | - | - | - | - | - | - | - | - | - | - | - |
| INFANTS | | | | | | | | | | | | | | | | | | | | |
| Stage I | B | 6 | 32 | 400 | 215 | 31 | 17 | 18 | - | - | 1 | - | - | - | - | - | - | - | - | 720 |
| | G | - | 45 | 343 | 224 | 14 | 53 | 3 | 1 | 1 | - | - | - | - | - | - | - | - | - | 684 |
| Stage II | B | - | 30 | 33 | 306 | 148 | 80 | 51 | 54 | 9 | 13 | - | - | - | - | - | - | - | - | 724 |
| | G | - | 16 | 38 | 288 | 155 | 34 | 30 | 18 | 21 | 3 | 15 | - | - | - | - | - | - | - | 618 |
| PRIMARY | | | | | | | | | | | | | | | | | | | | |
| Std. I | B | - | - | 15 | 33 | 250 | 95 | 12 | 2 | - | - | - | - | - | - | - | - | - | - | 407 |
| | G | - | - | 3 | 47 | 238 | 96 | 15 | 1 | 1 | - | - | - | - | - | - | - | - | - | 401 |
| Std. II | B | - | - | - | 18 | 39 | 203 | 109 | 50 | 10 | 4 | - | - | - | - | - | - | - | - | 433 |
| | G | - | - | - | 11 | 33 | 230 | 112 | 23 | 4 | 3 | - | - | - | - | - | - | - | - | 416 |
| Std. III | B | - | - | - | - | 1 | 28 | 148 | 77 | 56 | 9 | - | - | - | - | - | - | - | - | 319 |
| | G | - | - | - | - | 2 | 25 | 229 | 110 | 38 | 15 | 3 | 1 | - | - | - | - | - | - | 423 |
| Std. IV | B | - | - | - | - | - | - | 27 | 149 | 81 | 37 | 20 | 1 | - | - | - | - | - | - | 315 |
| | G | - | - | - | - | - | - | 32 | 218 | 103 | 46 | 6 | 2 | - | - | - | - | - | - | 407 |
| Std. V | B | - | - | - | - | - | - | 1 | 16 | 68 | 49 | 16 | 4 | - | - | - | - | - | - | 154 |
| | G | - | - | - | - | - | - | 1 | 35 | 169 | 93 | 31 | 14 | 2 | - | - | - | - | - | 345 |
| Std. IV | B | - | - | - | - | - | - | - | - | - | 2 | 5 | 16 | 18 | 11 | - | - | - | - | 52 |
| | G | - | - | - | - | - | - | - | - | - | - | - | - | - | - | - | - | - | - | - |
| SECONDARY | | | | | | | | | | | | | | | | | | | | |
| Class I | B | - | - | - | - | - | - | - | - | 53 | 92 | 63 | 35 | 14 | 2 | - | - | - | - | 259 |
| | G | - | - | - | - | - | - | - | 1 | 43 | 94 | 76 | 60 | 15 | 1 | - | - | - | - | 290 |
| Class II | B | - | - | - | - | - | - | - | - | 1 | 23 | 95 | 93 | 97 | 10 | - | - | - | - | 319 |
| | G | - | - | - | - | - | - | - | - | 2 | 22 | 100 | 83 | 68 | 18 | 1 | - | - | - | 294 |
| Class III | B | - | - | - | - | - | 4 | 16 | 7 | 1 | - | 38 | 77 | 90 | 56 | 20 | 1 | - | - | 310 |
| | G | - | - | - | - | - | - | - | - | - | 1 | 20 | 101 | 75 | 50 | 21 | 7 | - | 3 | 278 |
| Class IV | B | - | - | - | - | - | - | - | - | - | - | 3 | 63 | 67 | 60 | 51 | 6 | 2 | - | 252 |
| | G | - | - | - | - | - | - | - | - | - | - | 5 | 34 | 93 | 54 | 58 | 16 | 2 | 2 | 264 |
| Class V | B | - | - | - | - | - | - | - | - | - | - | 2 | 11 | 31 | 75 | 74 | 71 | 21 | 2 | 287 |
| | G | - | - | - | - | - | - | - | - | - | - | - | 1 | 55 | 81 | 55 | 32 | 9 | 3 | 236 |
| Class VI | B | - | - | - | - | - | - | - | - | - | 4 | 2 | 5 | 1 | - | 1 | 3 | 4 | - | 20 |
| | G | - | - | - | - | - | - | - | - | 3 | 13 | 29 | 64 | 23 | 5 | 2 | - | - | - | 139 |

## 73. REPEATERS CLASSIFIED BY CLASS, AGE AND SEX: 1967/68

| Class | | Age 3 | 4 | 5 | 6 | 7 | 8 | 9 | 10 | 11 | 12 | 13 | 14 | 15 | 16 | 17 | 18 | 19 | 20 | Total |
|---|---|---|---|---|---|---|---|---|---|---|---|---|---|---|---|---|---|---|---|---|
| TOTAL ALL CLASSES | T | 5 | 36 | 48 | 30 | 52 | 41 | 55 | 41 | 53 | 61 | 47 | 62 | 117 | 65 | 40 | 9 | 8 | - | 770 |
| | B | 3 | 25 | 26 | 10 | 27 | 17 | 29 | 20 | 22 | 29 | 24 | 29 | 77 | 31 | 23 | 6 | 4 | - | 402 |
| | G | 2 | 11 | 22 | 20 | 25 | 24 | 26 | 21 | 31 | 32 | 23 | 33 | 40 | 34 | 17 | 3 | 4 | - | 368 |
| NURSERY: | B | 2 | 23 | 4 | - | - | - | - | - | - | - | - | - | - | - | - | - | - | - | 29 |
| | G | 2 | 11 | 8 | - | - | - | - | - | - | - | - | - | - | - | - | - | - | - | 21 |
| INFANTS | | | | | | | | | | | | | | | | | | | | |
| Stage I | B | 1 | 2 | 19 | 9 | 12 | 3 | 1 | - | - | - | - | - | - | - | - | - | - | - | 47 |
| | G | - | - | 12 | 17 | 4 | 4 | 1 | 1 | 1 | - | - | - | - | - | - | - | - | - | 40 |
| Stage II | B | - | - | - | 1 | 12 | 6 | 1 | 1 | 2 | - | - | - | - | - | - | - | - | - | 23 |
| | G | - | - | - | 3 | 14 | 8 | 2 | - | - | - | - | - | - | - | - | - | - | - | 27 |
| PRIMARY | | | | | | | | | | | | | | | | | | | | |
| Standard I | B | - | - | 3 | - | 1 | 5 | 8 | 1 | - | - | - | - | - | - | - | - | - | - | 18 |
| | G | - | - | 2 | - | 6 | 8 | 6 | 1 | - | - | - | - | 1 | - | - | - | - | - | 24 |
| Standard II | B | - | - | - | - | 2 | 3 | 16 | 13 | 6 | 2 | - | - | - | - | - | - | - | - | 42 |
| | G | - | - | - | - | 1 | 4 | 15 | 5 | 5 | 2 | 1 | - | - | - | - | - | - | - | 33 |
| Standard III | B | - | - | - | - | - | - | 3 | 4 | 6 | 4 | - | - | - | - | - | - | - | - | 17 |
| | G | - | - | - | - | - | - | 2 | 8 | 8 | 2 | 1 | 1 | - | 1 | - | - | - | - | 23 |
| Standard IV | B | - | - | - | - | - | - | - | 1 | 7 | 4 | 2 | - | - | - | - | - | - | - | 14 |
| | G | - | - | - | - | - | - | - | 5 | 12 | 11 | 5 | 2 | 1 | - | 1 | - | - | - | 37 |
| Standard V | B | - | - | - | - | - | - | - | - | 1 | 8 | 7 | - | - | - | - | - | - | - | 16 |
| | G | - | - | - | - | - | - | - | 1 | 4 | 10 | 4 | 2 | - | - | - | - | - | - | 21 |
| Standard VI | B | - | - | - | - | - | - | - | - | - | - | - | - | - | 2 | 2 | - | - | - | 4 |
| | G | - | - | - | - | - | - | - | - | - | - | - | - | - | - | - | - | - | - | - |
| SECONDARY | | | | | | | | | | | | | | | | | | | | |
| Class I | B | - | - | - | - | - | - | - | - | - | 10 | 15 | 18 | 14 | 1 | - | - | - | - | 58 |
| | G | - | - | - | - | - | - | - | - | 1 | 6 | 12 | 13 | 11 | 2 | - | - | - | - | 45 |
| Class II | B | - | - | - | - | - | - | - | - | - | 1 | - | 11 | 28 | 7 | 2 | - | - | - | 49 |
| | G | - | - | - | - | - | - | - | - | - | - | - | 7 | 12 | 5 | 1 | - | - | - | 25 |
| Class III | B | - | - | - | - | - | - | - | - | - | - | - | - | 22 | 8 | 8 | - | - | - | 38 |
| | G | - | - | - | - | - | - | - | - | - | - | - | 1 | 8 | 12 | 3 | - | 1 | - | 25 |
| Class IV | B | - | - | - | - | - | - | - | - | - | - | - | - | 13 | 12 | 10 | 6 | 3 | | 44 |
| | G | - | - | - | - | - | - | - | - | - | - | - | - | 2 | 12 | 11 | 3 | 3 | - | 31 |
| Class V | B | - | - | - | - | - | - | - | - | - | - | - | - | - | 1 | 1 | - | 1 | - | 3 |
| | G | - | - | - | - | - | - | - | - | - | - | - | - | - | - | 1 | - | - | - | 1 |
| Class VI | B | - | - | - | - | - | - | - | - | - | - | - | - | - | - | - | - | - | - | - |
| | G | - | - | - | - | - | - | - | - | - | 1 | - | 7 | 5 | 2 | - | - | - | - | 15 |

74. NEW PUPILS CLASSIFIED BY AGE, SEX AND DETAILS OF ADMISSION: 1967/68

| Sex | Age | | | | | | | | | | | | | | | | | | | Total |
|---|---|---|---|---|---|---|---|---|---|---|---|---|---|---|---|---|---|---|---|---|
| | 2 | 3 | 4 | 5 | 6 | 7 | 8 | 9 | 10 | 11 | 12 | 13 | 14 | 15 | 16 | 17 | 18 | 19 | 20 | |
| | Total Admissions | | | | | | | | | | | | | | | | | | | |
| Total | 22 | 862 | 1576 | 1422 | 534 | 92 | 99 | 111 | 59 | 65 | 122 | 128 | 179 | 66 | 34 | 19 | 5 | 2 | 6 | 5,403 |
| Boys | 9 | 451 | 775 | 760 | 257 | 48 | 69 | 88 | 32 | 33 | 64 | 68 | 88 | 36 | 18 | 5 | - | 2 | 3 | 2,806 |
| Girls | 13 | 411 | 801 | 662 | 277 | 44 | 30 | 23 | 27 | 32 | 58 | 60 | 91 | 30 | 16 | 14 | 5 | - | 3 | 2,597 |
| | Previously never attended School | | | | | | | | | | | | | | | | | | | |
| Total | 22 | 861 | 1569 | 1382 | 449 | 13 | 3 | 5 | 2 | 1 | 1 | 1 | - | 1 | - | - | - | - | - | 4,310 |
| Boys | 9 | 450 | 771 | 739 | 209 | 7 | 3 | 5 | 2 | 1 | 1 | - | - | - | - | - | - | - | - | 2,197 |
| Girls | 13 | 411 | 798 | 643 | 240 | 6 | - | - | - | - | - | 1 | - | 1 | - | - | - | - | - | 2,113 |
| | Admitted from other Schools | | | | | | | | | | | | | | | | | | | |
| Total | - | 1 | 7 | 40 | 85 | 79 | 96 | 106 | 57 | 64 | 121 | 127 | 179 | 65 | 34 | 19 | 5 | 2 | 6 | 1,093 |
| Boys | - | 1 | 4 | 21 | 48 | 41 | 66 | 83 | 30 | 32 | 63 | 68 | 88 | 36 | 18 | 5 | - | 2 | 3 | 609 |
| Girls | - | - | 3 | 19 | 37 | 38 | 30 | 23 | 27 | 32 | 58 | 59 | 91 | 29 | 16 | 14 | 5 | - | 3 | 484 |

## 75. NEW PUPILS CLASSIFIED BY AGE, SEX AND CLASS: 1967/68

| Class and Sex | | Age 2 | 3 | 4 | 5 | 6 | 7 | 8 | 9 | 10 | 11 | 12 | 13 | 14 | 15 | 16 | 17 | 18 | 19 | 20 | Total |
|---|---|---|---|---|---|---|---|---|---|---|---|---|---|---|---|---|---|---|---|---|---|
| TOTAL ALL CLASSES: | | | | | | | | | | | | | | | | | | | | | |
| | T | 22 | 862 | 1576 | 1422 | 534 | 92 | 99 | 111 | 59 | 65 | 122 | 128 | 179 | 66 | 34 | 19 | 5 | 2 | 6 | 5,403 |
| | B | 9 | 451 | 775 | 760 | 257 | 48 | 69 | 88 | 32 | 33 | 64 | 68 | 88 | 36 | 18 | 5 | - | 2 | 3 | 2,806 |
| | G | 13 | 411 | 801 | 662 | 277 | 44 | 30 | 23 | 27 | 32 | 58 | 60 | 91 | 30 | 16 | 14 | 5 | - | 3 | 2,597 |
| NURSERY: | B | 8 | 416 | 609 | 81 | - | - | - | - | - | - | - | - | - | - | - | - | - | - | - | 1,114 |
| | G | 10 | 388 | 573 | 116 | 6 | - | - | - | - | - | - | - | - | - | - | - | - | - | - | 1,093 |
| INFANTS: | | | | | | | | | | | | | | | | | | | | | |
| Stage 1 | B | 1 | 29 | 136 | 642 | 242 | 14 | 4 | 3 | - | 1 | - | - | - | - | - | - | - | - | - | 1,072 |
| | G | 3 | 23 | 180 | 524 | 238 | 11 | - | 2 | - | - | - | - | - | - | - | - | - | - | - | 981 |
| Stage 11 | B | - | 6 | 27 | 14 | 6 | 16 | 19 | 9 | 4 | 3 | - | - | - | - | - | - | - | - | - | 104 |
| | G | - | - | 46 | 5 | 7 | 7 | 3 | - | - | - | - | - | - | - | - | - | - | - | - | 68 |
| PRIMARY | | | | | | | | | | | | | | | | | | | | | |
| Std. 1 | B | - | - | 3 | 23 | 7 | 14 | 34 | 21 | 3 | - | - | - | - | - | - | - | - | - | - | 105 |
| | G | - | - | 2 | 17 | 26 | 22 | 9 | 4 | 1 | - | - | - | - | - | - | - | - | - | - | 81 |
| Std. 11 | B | - | - | - | - | 2 | 4 | 7 | 15 | 13 | 3 | - | - | - | - | - | - | - | - | - | 44 |
| | G | - | - | - | - | - | 4 | 14 | 7 | 4 | 1 | 1 | - | - | - | - | - | - | - | - | 31 |
| Std. 111 | B | - | - | - | - | - | - | 4 | 37 | 2 | 8 | 2 | - | - | - | - | - | - | - | - | 53 |
| | G | - | - | - | - | - | - | 4 | 8 | 7 | 5 | 1 | - | - | - | - | - | - | - | - | 25 |
| Std. IV | B | - | - | - | - | - | - | - | 1 | 10 | 12 | 22 | 7 | 2 | - | - | - | - | - | - | 54 |
| | G | - | - | - | - | - | - | - | 2 | 9 | 7 | 1 | 4 | 1 | - | - | - | - | - | - | 24 |
| Std. V | B | - | - | - | - | - | - | - | - | - | 4 | 15 | 8 | 4 | 1 | - | - | - | - | - | 32 |
| | G | - | - | - | - | - | - | - | - | 6 | 10 | 16 | 11 | 9 | 1 | - | - | - | - | - | 53 |
| Std. VI | B | - | - | - | - | - | - | - | - | - | - | 1 | 6 | 12 | 5 | 2 | - | - | - | - | 26 |
| | G | - | - | - | - | - | - | - | - | - | - | - | - | - | - | - | - | - | - | - | - |
| SECONDARY: | | | | | | | | | | | | | | | | | | | | | |
| Class 1 | B | - | - | - | - | - | - | - | - | - | 1 | 23 | 40 | 59 | 16 | - | - | - | - | - | 139 |
| | G | - | - | - | - | - | - | - | - | - | 9 | 36 | 40 | 66 | 12 | 4 | - | - | - | - | 167 |
| Class 11 | B | - | - | - | - | - | - | - | - | - | - | 1 | 2 | 6 | 5 | 3 | - | - | - | - | 17 |
| | G | - | - | - | - | - | - | - | - | - | - | 3 | 2 | 8 | 2 | 3 | - | - | - | 3 | 21 |
| Class 111 | B | - | - | - | - | - | - | 1 | 2 | - | 1 | - | - | - | 3 | 8 | 2 | - | - | - | 17 |
| | G | - | - | - | - | - | - | - | - | - | - | - | 2 | 5 | 6 | 5 | 1 | 2 | - | - | 21 |
| Class IV | B | - | - | - | - | - | - | - | - | - | - | - | - | - | 2 | 4 | 1 | - | - | - | 7 |
| | G | - | - | - | - | - | - | - | - | - | - | - | - | 2 | 8 | 3 | 12 | 3 | - | - | 28 |
| Class V | B | - | - | - | - | - | - | - | - | - | - | - | - | - | 1 | 1 | 1 | - | - | - | 3 |
| | G | - | - | - | - | - | - | - | - | - | - | - | - | - | 1 | 1 | 1 | - | - | - | 3 |
| Class VI | B | - | - | - | - | - | - | - | - | - | - | - | 5 | 5 | 3 | - | 1 | - | 2 | 3 | 19 |
| | G | - | - | - | - | - | - | - | - | - | - | - | 1 | - | - | - | - | - | - | - | 1 |

76. NUMBER AND PERCENTAGE OF NEW PUPILS, PROMOTED PUPILS AND REPEATERS CLASSIFIED BY CLASS AND SEX: 30TH JUNE, 1968

| Class | Total Pupils | | | | New Pupils | | | | Promoted Pupils | | | | Repeaters | | | |
|---|---|---|---|---|---|---|---|---|---|---|---|---|---|---|---|---|
| | Boys | | Girls | | Boys | | Girls | | Boys | | Girls | | Boys | | Girls | |
| | No. | % | No. | % | No. | % | No. | % | No. | % | No. | % | No. | % | No. | % |
| TOTAL ALL CLASSES | 7,779 | 100.0 | 7,760 | 100.0 | 2,806 | 100.0 | 2,597 | 100.0 | 4,571 | 100.0 | 4,795 | 100.0 | 402 | 100.0 | 368 | 100.0 |
| Nursery | 1,143 | 14.7 | 1,114 | 14.4 | 1,114 | 39.7 | 1,093 | 42.1 | - | - | - | - | 29 | 7.2 | 21 | 5.7 |
| INFANTS: | | | | | | | | | | | | | | | | |
| Stage I | 1,839 | 23.6 | 1,705 | 22.0 | 1,072 | 38.2 | 981 | 37.8 | 720 | 15.8 | 684 | 14.3 | 47 | 11.7 | 40 | 10.9 |
| Stage II | 851 | 10.9 | 713 | 9.2 | 104 | 3.7 | 68 | 2.6 | 724 | 15.8 | 618 | 12.9 | 23 | 5.7 | 27 | 7.3 |
| PRIMARY: | | | | | | | | | | | | | | | | |
| Std. I | 530 | 6.8 | 506 | 6.5 | 105 | 3.7 | 81 | 3.1 | 407 | 8.9 | 401 | 8.4 | 18 | 4.5 | 24 | 6.5 |
| Std. II | 519 | 6.7 | 480 | 6.2 | 44 | 1.6 | 31 | 1.2 | 433 | 9.5 | 416 | 8.7 | 42 | 10.5 | 33 | 9.0 |
| Std. III | 389 | 5.0 | 471 | 6.1 | 53 | 1.9 | 25 | 1.0 | 319 | 7.0 | 423 | 8.8 | 17 | 4.2 | 23 | 6.3 |
| Std. IV | 383 | 4.9 | 468 | 6.0 | 54 | 1.9 | 24 | 0.9 | 315 | 6.9 | 407 | 8.5 | 14 | 3.5 | 37 | 10.0 |
| Std. V | 202 | 2.6 | 419 | 5.4 | 32 | 1.2 | 53 | 2.1 | 154 | 3.4 | 345 | 7.2 | 16 | 4.0 | 21 | 5.7 |
| Std. VI | 82 | 1.1 | - | - | 26 | 0.9 | - | - | 52 | 1.1 | - | - | 4 | 1.0 | - | - |
| SECONDARY: | | | | | | | | | | | | | | | | |
| Class I | 456 | 5.9 | 502 | 6.4 | 139 | 5.0 | 167 | 6.4 | 259 | 5.7 | 290 | 6.0 | 58 | 14.4 | 45 | 12.2 |
| Class II | 385 | 4.9 | 340 | 4.4 | 17 | 0.6 | 21 | 0.8 | 319 | 6.9 | 294 | 6.1 | 49 | 12.2 | 25 | 6.8 |
| Class III | 365 | 4.7 | 324 | 4.2 | 17 | 0.6 | 21 | 0.8 | 310 | 6.8 | 278 | 5.8 | 38 | 9.5 | 25 | 6.8 |
| Class IV | 303 | 3.9 | 323 | 4.1 | 7 | 0.2 | 28 | 1.1 | 252 | 5.5 | 264 | 5.5 | 44 | 10.9 | 31 | 8.4 |
| Class V | 293 | 3.8 | 240 | 3.1 | 3 | 0.1 | 3 | 0.1 | 287 | 6.3 | 236 | 4.9 | 3 | 0.7 | 1 | 0.3 |
| Class VI | 39 | 0.5 | 155 | 2.0 | 19 | 0.7 | 1 | - | 20 | 0.4 | 139 | 2.9 | - | - | 15 | 4.1 |

PRIVATE SCHOOLS

77. PUPILS THAT LEFT SCHOOL CLASSIFIED BY SEX, CAUSE AND MONTH OF LEAVING: 1967/68

| Sex | 1967 | | | | | | 1968 | | | | | | | Total |
|---|---|---|---|---|---|---|---|---|---|---|---|---|---|---|
| | July | Aug. | Sept. | Oct. | Nov. | Dec. | Jan. | Feb. | March | April | May | June | July | |
| | All Causes | | | | | | | | | | | | | |
| Total | 899 | 30 | 2,112 | 46 | 47 | 72 | 70 | 73 | 49 | 106 | 56 | 9 | 3 | 3,572 |
| Boys | 507 | 2 | 1,137 | 23 | 32 | 39 | 35 | 47 | 32 | 53 | 31 | 4 | 2 | 1,944 |
| Girls | 392 | 28 | 975 | 23 | 15 | 33 | 35 | 26 | 17 | 53 | 25 | 5 | 1 | 1,628 |
| | Emigrated | | | | | | | | | | | | | |
| Total | 126 | 5 | 9 | 7 | 9 | 25 | 16 | 17 | 9 | 28 | 20 | 2 | - | 273 |
| Boys | 75 | 2 | 3 | 3 | 7 | 14 | 8 | 12 | 7 | 17 | 12 | - | - | 160 |
| Girls | 51 | 3 | 6 | 4 | 2 | 11 | 8 | 5 | 2 | 11 | 8 | 2 | - | 113 |
| | Completed Course | | | | | | | | | | | | | |
| Total | 513 | - | - | - | - | - | - | - | - | - | - | - | - | 513 |
| Boys | 264 | - | - | - | - | - | - | - | - | - | - | - | - | 264 |
| Girls | 249 | - | - | - | - | - | - | - | - | - | - | - | - | 249 |
| | Exempted | | | | | | | | | | | | | |
| Total | 26 | - | - | - | 5 | 1 | 7 | 5 | 4 | 1 | 3 | - | - | 52 |
| Boys | 11 | - | - | - | 2 | - | 1 | 4 | 3 | - | 2 | - | - | 23 |
| Girls | 15 | - | - | - | 3 | 1 | 6 | 1 | 1 | 1 | 1 | - | - | 29 |
| | Deceased | | | | | | | | | | | | | |
| Total | - | - | 2 | 1 | 3 | - | 1 | 2 | 1 | - | 1 | - | - | 11 |
| Boys | - | - | 1 | 1 | 3 | - | 1 | 2 | 1 | - | - | - | - | 9 |
| Girls | - | - | 1 | - | - | - | - | - | - | - | 1 | - | - | 2 |
| | Entered Lyceum, Grammer or Secondary Technical Schools | | | | | | | | | | | | | |
| Total | - | - | 246 | - | - | - | - | - | - | - | - | - | - | 246 |
| Boys | - | - | 123 | - | - | - | - | - | - | - | - | - | - | 123 |
| Girls | - | - | 123 | - | - | - | - | - | - | - | - | - | - | 123 |
| | Entered Technical Schools | | | | | | | | | | | | | |
| Total | - | - | 26 | - | - | - | - | - | - | - | - | - | - | 26 |
| Boys | - | - | 24 | - | - | - | - | - | - | - | - | - | - | 24 |
| Girls | - | - | 2 | - | - | - | - | - | - | - | - | - | - | 2 |
| | Entered another Private School | | | | | | | | | | | | | |
| Total | - | - | 403 | 5 | 4 | 9 | 12 | 7 | 8 | 21 | 3 | - | - | 472 |
| Boys | - | - | 224 | 2 | 3 | 6 | 8 | 2 | 3 | 13 | 1 | - | - | 262 |
| Girls | - | - | 179 | 3 | 1 | 3 | 4 | 5 | 5 | 8 | 2 | - | - | 210 |
| | Entered Government Primary Schools | | | | | | | | | | | | | |
| Total | - | - | 1,405 | 18 | 7 | 13 | 14 | 9 | 7 | 15 | 9 | - | - | 1,497 |
| Boys | - | - | 753 | 11 | 7 | 5 | 8 | 5 | 3 | 8 | 5 | - | - | 805 |
| Girls | - | - | 652 | 7 | - | 8 | 6 | 4 | 4 | 7 | 4 | - | - | 692 |
| | Other Courses | | | | | | | | | | | | | |
| Total | 234 | 25 | 21 | 15 | 19 | 24 | 20 | 33 | 20 | 41 | 20 | 7 | 3 | 482 |
| Boys | 157 | - | 9 | 6 | 10 | 14 | 9 | 22 | 15 | 15 | 11 | 4 | 2 | 274 |
| Girls | 77 | 25 | 12 | 9 | 9 | 10 | 11 | 11 | 5 | 26 | 9 | 3 | 1 | 208 |

78. PUPILS THAT LEFT SCHOOL CLASSIFIED BY SEX, AGE AND CAUSE OF LEAVING: 1967/68

| Sex | Age | | | | | | | | | | | | | | | | | | Total |
|---|---|---|---|---|---|---|---|---|---|---|---|---|---|---|---|---|---|---|---|
| | 3 | 4 | 5 | 6 | 7 | 8 | 9 | 10 | 11 | 12 | 13 | 14 | 15 | 16 | 17 | 18 | 19 | 20 & Over | |
| | All Causes | | | | | | | | | | | | | | | | | | |
| Total | 31 | 85 | 660 | 784 | 167 | 143 | 106 | 104 | 151 | 164 | 116 | 224 | 196 | 169 | 254 | 136 | 68 | 14 | 3,572 |
| Boys | 19 | 52 | 356 | 386 | 105 | 92 | 62 | 67 | 102 | 98 | 55 | 94 | 95 | 113 | 139 | 63 | 38 | 8 | 1,944 |
| Girls | 12 | 33 | 304 | 398 | 62 | 51 | 44 | 37 | 49 | 66 | 61 | 130 | 101 | 56 | 115 | 73 | 30 | 6 | 1,628 |
| | Emigrated | | | | | | | | | | | | | | | | | | |
| Total | 5 | 12 | 18 | 31 | 24 | 18 | 21 | 24 | 20 | 17 | 17 | 16 | 22 | 14 | 10 | 4 | 3 | - | 273 |
| Boys | 3 | 9 | 10 | 17 | 13 | 10 | 10 | 12 | 12 | 9 | 6 | 10 | 19 | 9 | 7 | 1 | 3 | - | 160 |
| Girls | 2 | 3 | 8 | 14 | 11 | 8 | 11 | 12 | 8 | 8 | 11 | 6 | 3 | 2 | 3 | 3 | - | - | 113 |
| | Completed Course | | | | | | | | | | | | | | | | | | |
| Total | - | - | - | - | - | - | - | - | - | - | - | 49 | 47 | 180 | 169 | 110 | 45 | 13 | 513 |
| Boys | - | - | - | - | - | - | - | - | - | - | - | 23 | 10 | 53 | 94 | 50 | 26 | 8 | 264 |
| Girls | - | - | - | - | - | - | - | - | - | - | - | 26 | 37 | 27 | 75 | 60 | 19 | 5 | 249 |
| | Exempted | | | | | | | | | | | | | | | | | | |
| Total | 4 | 7 | 1 | 6 | 1 | 2 | - | - | - | 1 | 2 | 14 | 6 | 3 | 5 | - | - | - | 52 |
| Boys | 4 | 2 | - | 4 | 1 | 2 | - | - | - | 1 | 2 | 1 | 3 | 1 | 2 | - | - | - | 23 |
| Girls | - | 5 | 1 | 2 | - | - | - | - | - | - | - | 13 | 3 | 2 | 3 | - | - | - | 29 |
| | Deceased | | | | | | | | | | | | | | | | | | |
| Total | 2 | 4 | 2 | - | - | - | - | 1 | - | - | - | 1 | - | 1 | - | - | - | - | 11 |
| Boys | 2 | 4 | 1 | - | - | - | - | 1 | - | - | - | - | - | 1 | - | - | - | - | 9 |
| Girls | - | - | 1 | - | - | - | - | - | - | - | - | 1 | - | - | - | - | - | - | 2 |
| | Entered Lyceum, Grammar or Secondary Technical Schools | | | | | | | | | | | | | | | | | | |
| Total | - | - | - | - | - | - | 1 | 11 | 68 | 73 | 35 | 45 | 11 | 1 | 1 | - | - | - | 246 |
| Boys | - | - | - | - | - | - | 1 | 4 | 43 | 44 | 12 | 15 | 2 | 1 | 1 | - | - | - | 123 |
| Girls | - | - | - | - | - | - | - | 7 | 25 | 29 | 23 | 30 | 9 | - | - | - | - | - | 123 |
| | Entered Technical Schools | | | | | | | | | | | | | | | | | | |
| Total | - | - | - | - | - | - | - | - | 1 | 2 | 2 | 10 | 6 | 5 | - | - | - | - | 26 |
| Boys | - | - | - | - | - | - | - | - | 1 | - | 2 | 10 | 6 | 5 | - | - | - | - | 24 |
| Girls | - | - | - | - | - | - | - | - | - | 2 | - | - | - | - | - | - | - | - | 2 |
| | Entered another Private Schools | | | | | | | | | | | | | | | | | | |
| Total | 6 | 33 | 78 | 41 | 35 | 55 | 37 | 28 | 23 | 40 | 26 | 26 | 23 | 9 | 11 | - | 1 | - | 472 |
| Boys | 2 | 23 | 38 | 21 | 18 | 33 | 25 | 27 | 21 | 30 | 9 | 6 | 4 | 3 | 2 | - | - | - | 262 |
| Girls | 4 | 10 | 40 | 20 | 17 | 22 | 12 | 1 | 2 | 10 | 17 | 20 | 19 | 6 | 9 | - | 1 | - | 210 |
| | Entered Government Primary Schools | | | | | | | | | | | | | | | | | | |
| Total | - | - | 520 | 678 | 94 | 59 | 33 | 31 | 33 | 24 | 17 | 5 | 2 | 1 | - | - | - | - | 1,497 |
| Boys | - | - | 284 | 327 | 64 | 43 | 18 | 19 | 23 | 13 | 10 | 2 | 1 | 1 | - | - | - | - | 805 |
| Girls | - | - | 236 | 351 | 30 | 16 | 15 | 12 | 10 | 11 | 7 | 3 | 1 | - | - | - | - | - | 692 |
| | Other Causes | | | | | | | | | | | | | | | | | | |
| Total | 14 | 29 | 41 | 28 | 13 | 9 | 14 | 9 | 6 | 7 | 17 | 58 | 79 | 58 | 58 | 22 | 19 | 1 | 482 |
| Boys | 8 | 14 | 23 | 17 | 9 | 4 | 8 | 4 | 2 | 1 | 14 | 27 | 50 | 39 | 33 | 12 | 9 | - | 274 |
| Girls | 6 | 15 | 18 | 11 | 4 | 5 | 6 | 5 | 4 | 6 | 3 | 31 | 29 | 19 | 25 | 10 | 10 | 1 | 208 |

79. NUMBER OF CLASSES AND NUMBER OF PUPILS CLASSIFIED BY RANGE OF PUPILS IN SCHOOL AND CLASS: 30TH JUNE, 1968

| Class | Number of Classes having the following number of pupils | | | | | | | | | | | | | | Total Number of Classes | Total Number of Pupils | Average Number of Pupils per Class |
|---|---|---|---|---|---|---|---|---|---|---|---|---|---|---|---|---|---|
| | Under 20 | | 20 - 24 | | 25 - 29 | | 30 - 34 | | 35 - 39 | | 40 - 44 | | 45 & Over | | | | |
| | No. of Classes | No. of Pupils | No. of Classes | No. of Pupils | No. of Classes | No. of Pupils | No. of Classes | No. of Pupils | No. of Classes | No. of Pupils | No. of Classes | No. of Pupils | No. of Classes | No. of Pupils | | | |
| | All Schools | | | | | | | | | | | | | | | | |
| NURSERY: | 11 | 152 | 11 | 236 | 11 | 297 | 21 | 674 | 5 | 181 | 7 | 285 | 9 | 432 | 75 | 2,257 | 30.1 |
| INFANTS: | 25 | 408 | 18 | 394 | 34 | 923 | 48 | 1,563 | 18 | 669 | 21 | 860 | 6 | 291 | 170 | 5,108 | 30.1 |
| Stage I | 17 | 267 | 14 | 307 | 25 | 680 | 31 | 1,013 | 10 | 373 | 15 | 613 | 6 | 291 | 118 | 3,544 | 30.0 |
| Stage II | 8 | 141 | 4 | 87 | 9 | 243 | 17 | 550 | 8 | 296 | 6 | 247 | - | - | 52 | 1,564 | 30.1 |
| PRIMARY: | 26 | 323 | 24 | 529 | 24 | 638 | 39 | 1,248 | 26 | 958 | 9 | 371 | 8 | 382 | 156 | 4,449 | 28.5 |
| Std. I | 6 | 90 | 6 | 132 | 5 | 133 | 8 | 256 | 4 | 153 | 3 | 123 | 3 | 149 | 35 | 1,036 | 29.6 |
| Std. II | 3 | 41 | 10 | 221 | 3 | 80 | 7 | 224 | 7 | 257 | 2 | 82 | 2 | 94 | 34 | 999 | 29.4 |
| Std. III | 6 | 85 | - | - | 5 | 132 | 9 | 291 | 5 | 177 | 2 | 81 | 2 | 94 | 29 | 860 | 29.7 |
| Std. IV | 5 | 40 | 6 | 130 | 4 | 103 | 5 | 152 | 8 | 296 | 2 | 85 | 1 | 45 | 31 | 851 | 27.5 |
| Std. V | 5 | 52 | 2 | 46 | 7 | 190 | 8 | 258 | 2 | 75 | - | - | - | - | 24 | 621 | 25.9 |
| Std. VI | 1 | 15 | - | - | - | - | 2 | 67 | - | - | - | - | - | - | 3 | 82 | 27.3 |
| SECONDARY: | 33 | 476 | 22 | 501 | 36 | 973 | 34 | 1,083 | 12 | 444 | 5 | 203 | 1 | 45 | 143 | 3,725 | 26.0 |
| Class I | 5 | 81 | 3 | 65 | 9 | 244 | 7 | 218 | 5 | 184 | 3 | 121 | 1 | 45 | 33 | 958 | 29.0 |
| Class II | 6 | 76 | 4 | 88 | 4 | 110 | 12 | 378 | 2 | 73 | - | - | - | - | 28 | 725 | 25.9 |
| Class III | 5 | 64 | 2 | 48 | 10 | 270 | 6 | 196 | 3 | 111 | - | - | - | - | 26 | 689 | 26.5 |
| Class IV | 6 | 84 | 8 | 185 | 6 | 162 | 5 | 158 | 1 | 37 | - | - | - | - | 26 | 626 | 24.1 |
| Class V | 10 | 157 | 5 | 115 | 6 | 162 | 3 | 99 | - | - | - | - | - | - | 24 | 533 | 22.2 |
| Class VI | 1 | 14 | - | - | 1 | 25 | 1 | 34 | 1 | 39 | 2 | 82 | - | - | 6 | 194 | 32.3 |
| TOTAL | 95 | 1,359 | 75 | 1,660 | 105 | 2,831 | 142 | 4,568 | 61 | 2,252 | 42 | 1,719 | 24 | 1,150 | 544 | 15,539 | 28.6 |

79 (Contd.) NUMBER OF CLASSES AND NUMBER OF PUPILS CLASSIFIED BY RANGE OF PUPILS IN SCHOOL AND CLASS: 30th JUNE, 1968

| Class | Number of Classes having the following number of Pupils | | | | | | | | | | | | | | Total Number of Classes | Total Number of Pupils | Average Number of Pupils per Class |
|---|---|---|---|---|---|---|---|---|---|---|---|---|---|---|---|---|---|
| | Under 20 | | 20 - 24 | | 25 - 29 | | 30 - 34 | | 35 - 39 | | 40 - 44 | | 45 & Over | | | | |
| | No. of Classes | No. of Pupils | No. of Classes | No. of Pupils | No. of Classes | No. of Pupils | No. of Classes | No. of Pupils | No. of Classes | No. of Pupils | No. of Classes | No. of Pupils | No of Classes | No. of Pupils | | | |
| | Schools with under 100 Pupils | | | | | | | | | | | | | | | | |
| NURSERY: | 11 | 152 | 8 | 174 | 5 | 138 | 6 | 183 | - | - | 1 | 42 | - | - | 31 | 689 | 22.2 |
| INFANTS: | 14 | 213 | 3 | 64 | 8 | 210 | 5 | 161 | 2 | 71 | 4 | 168 | - | - | 36 | 887 | 24.6 |
| Stage 1 | 12 | 177 | 3 | 64 | 8 | 210 | 5 | 161 | 2 | 71 | 3 | 125 | - | - | 33 | 808 | 24.5 |
| Stage 11 | 2 | 36 | - | - | - | - | - | - | - | - | 1 | 43 | - | - | 3 | 79 | 26.3 |
| PRIMARY: | 4 | 35 | - | - | 1 | 28 | - | - | - | - | - | - | - | - | 5 | 63 | 12.6 |
| Std. 1 | 1 | 11 | - | - | 1 | 28 | - | - | - | - | - | - | - | - | 2 | 39 | 19.5 |
| Std. 11 | 1 | 10 | - | - | - | - | - | - | - | - | - | - | - | - | 1 | 10 | 10.0 |
| Std. 111 | 1 | 6 | - | - | - | - | - | - | - | - | - | - | - | - | 1 | 6 | 6.0 |
| Std. IV | 1 | 8 | - | - | - | - | - | - | - | - | - | - | - | - | 1 | 8 | 8.0 |
| Std. V | - | - | - | - | - | - | - | - | - | - | - | - | - | - | - | - | - |
| Std. VI | - | - | - | - | - | - | - | - | - | - | - | - | - | - | - | - | - |
| SECONDARY: | 1 | 18 | - | - | - | - | - | - | - | - | - | - | - | - | 1 | 18 | 18.0 |
| Class 1 | 1 | 18 | - | - | - | - | - | - | - | - | - | - | - | - | 1 | 18 | 18.0 |
| Class 11 | - | - | - | - | - | - | - | - | - | - | - | - | - | - | - | - | - |
| Class 111 | - | - | - | - | - | - | - | - | - | - | - | - | - | - | - | - | - |
| Class IV | - | - | - | - | - | - | - | - | - | - | - | - | - | - | - | - | - |
| Class V | - | - | - | - | - | - | - | - | - | - | - | - | - | - | - | - | - |
| Class VI | - | - | - | - | - | - | - | - | - | - | - | - | - | - | - | - | - |
| TOTAL | 30 | 418 | 11 | 238 | 14 | 376 | 11 | 344 | 2 | 71 | 5 | 210 | - | - | 73 | 1,657 | 22.7 |

79 (CONTD.) NUMBER OF CLASSES AND NUMBER OF PUPILS CLASSIFIED BY RANGE OF PUPILS IN SCHOOL AND CLASS: 30TH JUNE, 1968

| Class | Number of Classes having the following number of Pupils | | | | | | | | | | | | | | Total Number of Classes | Total Number of Pupils | Average Number of Pupils per Class |
|---|---|---|---|---|---|---|---|---|---|---|---|---|---|---|---|---|---|
| | Under 20 | | 20 - 24 | | 25 - 29 | | 30 - 34 | | 35 - 39 | | 40 - 44 | | 45 & Over | | | | |
| | No. of Classes | No. of Pupils | No. of Classes | No. of Pupils | No. of Classes | No. of Pupils | No. of Classes | No. of Pupils | No. of Classes | No. of Pupils | No. of Classes | No. of Pupils | No. of Classes | No. of Pupils | | | |
| | Schools with 100 to 199 Pupils | | | | | | | | | | | | | | | | |
| NURSERY: | - | - | 3 | 62 | 5 | 132 | 6 | 196 | 4 | 146 | 2 | 80 | 5 | 235 | 25 | 851 | 34.0 |
| INFANTS: | 1 | 19 | 3 | 70 | 9 | 249 | 10 | 326 | 2 | 74 | - | - | 2 | 95 | 27 | 833 | 30.9 |
| Stage I | 1 | 19 | 3 | 70 | 9 | 249 | 10 | 326 | 1 | 38 | - | - | 2 | 95 | 26 | 797 | 30.7 |
| Stage II | - | - | - | - | - | - | - | - | 1 | 36 | - | - | - | - | 1 | 36 | 36.0 |
| PRIMARY: | 5 | 55 | 3 | 62 | 2 | 51 | 3 | 101 | - | - | - | - | - | - | 13 | 269 | 20.7 |
| Std. I | 1 | 11 | 1 | 22 | 1 | 25 | - | - | - | - | - | - | - | - | 3 | 58 | 19.3 |
| Std. II | - | - | 1 | 20 | 1 | 26 | - | - | - | - | - | - | - | - | 2 | 46 | 23.0 |
| Std. III | 1 | 17 | - | - | - | - | - | - | - | - | - | - | - | - | 1 | 17 | 17.0 |
| Std. IV | 1 | 10 | 1 | 20 | - | - | - | - | - | - | - | - | - | - | 2 | 30 | 15.0 |
| Std. V | 1 | 2 | - | - | - | - | 1 | 34 | - | - | - | - | - | - | 2 | 36 | 18.0 |
| Std. VI | 1 | 15 | - | - | - | - | 2 | 67 | - | - | - | - | - | - | 3 | 82 | 27.3 |
| SECONDARY: | 3 | 48 | 1 | 24 | 1 | 26 | 1 | 34 | - | - | - | - | - | - | 6 | 132 | 22.0 |
| Class I | - | - | 1 | 24 | 1 | 26 | - | - | - | - | - | - | - | - | 2 | 50 | 25.0 |
| Class II | - | - | - | - | - | - | 1 | 34 | - | - | - | - | - | - | 1 | 34 | 34.0 |
| Class III | 1 | 18 | - | - | - | - | - | - | - | - | - | - | - | - | 1 | 18 | 18.0 |
| Class IV | 1 | 14 | - | - | - | - | - | - | - | - | - | - | - | - | 1 | 14 | 14.0 |
| Class V | 1 | 16 | - | - | - | - | - | - | - | - | - | - | - | - | 1 | 16 | 16.0 |
| Class VI | - | - | - | - | - | - | - | - | - | - | - | - | - | - | - | - | - |
| TOTAL | 9 | 122 | 10 | 218 | 17 | 458 | 20 | 657 | 6 | 220 | 2 | 80 | 7 | 330 | 71 | 2,085 | 29.4 |

79. (CONTD.) NUMBER OF CLASSES AND NUMBER OF PUPILS CLASSIFIED BY RANGE OF PUPILS IN SCHOOL AND CLASS: 30TH JUNE, 1968

| Class | Number of Classes having the following number of Pupils | | | | | | | | | | | | | | Total Number of Classes | Total Number of Pupils | Average Number of Pupils per Class |
|---|---|---|---|---|---|---|---|---|---|---|---|---|---|---|---|---|---|
| | Under 20 | | 20 - 24 | | 25 - 29 | | 30 - 34 | | 35 - 39 | | 40 - 44 | | 45 &Over | | | | |
| | No. of Classes | No. of Pupils | No. of Classes | No. of Pupils | No. of Classes | No. of Pupils | No. of Classes | No. of Pupils | No. of Classes | No. of Pupils | No. of Classes | No. of Pupils | No. of Classes | No. of Pupils | | | |
| | Schools with 200 to 399 pupils | | | | | | | | | | | | | | | | |
| NURSERY: | - | - | - | - | - | - | 4 | 132 | 1 | 35 | 2 | 82 | 2 | 99 | 9 | 348 | 38.7 |
| INFANTS: | - | - | 4 | 89 | 5 | 134 | 11 | 360 | 3 | 115 | 2 | 80 | - | - | 25 | 778 | 31.1 |
| Stage 1 | - | - | 2 | 45 | 4 | 108 | 9 | 297 | 2 | 77 | 2 | 80 | - | - | 19 | 607 | 31.9 |
| Stage 11 | - | - | 2 | 44 | 1 | 26 | 2 | 63 | 1 | 38 | - | - | - | - | 6 | 171 | 28.5 |
| PRIMARY | 11 | 134 | 9 | 202 | 5 | 133 | 5 | 159 | - | - | 2 | 83 | - | - | 32 | 711 | 22.2 |
| Std. 1 | - | - | 4 | 87 | - | - | 2 | 63 | - | - | 1 | 42 | - | - | 7 | 192 | 27.4 |
| Std. 11 | 2 | 32 | 5 | 115 | - | - | 1 | 34 | - | - | - | - | - | - | 8 | 180 | 22.5 |
| Std. 111 | 3 | 48 | - | - | 2 | 54 | - | - | - | - | 1 | 41 | - | - | 6 | 143 | 23.8 |
| Std. IV | 3 | 22 | - | - | 2 | 51 | 1 | 31 | - | - | - | - | - | - | 6 | 104 | 17.3 |
| Std. V | 3 | 33 | - | - | 1 | 28 | 1 | 31 | - | - | - | - | - | - | 5 | 92 | 18.4 |
| Std. VI | - | - | - | - | - | - | - | - | - | - | - | - | - | - | - | - | - |
| SECONDARY: | 16 | 211 | 8 | 182 | 9 | 246 | 9 | 284 | 2 | 73 | - | - | 1 | 45 | 45 | 1,041 | 23.1 |
| Class 1 | 3 | 44 | 1 | 20 | 3 | 82 | 2 | 61 | - | - | - | - | 1 | 45 | 10 | 252 | 25.2 |
| Class 11 | 4 | 43 | 2 | 45 | 1 | 26 | 3 | 94 | 1 | 36 | - | - | - | - | 11 | 244 | 22.2 |
| Class 111 | 2 | 26 | - | - | 3 | 84 | 2 | 63 | 1 | 37 | - | - | - | - | 8 | 210 | 26.3 |
| Class IV | 2 | 21 | 3 | 70 | 2 | 54 | 1 | 33 | - | - | - | - | - | - | 8 | 178 | 22.3 |
| Class V | 4 | 63 | 2 | 47 | - | - | 1 | 33 | - | - | - | - | - | - | 7 | 143 | 20.4 |
| Class VI | 1 | 14 | - | - | - | - | - | - | - | - | - | - | - | - | 1 | 14 | 14.0 |
| TOTAL | 27 | 345 | 21 | 473 | 19 | 513 | 29 | 935 | 6 | 223 | 6 | 245 | 3 | 144 | 111 | 2,878 | 25.9 |

79 (CONTD.) NUMBER OF CLASSES AND NUMBER OF PUPILS CLASSIFIED BY RANGE OF PUPILS IN SCHOOL AND CLASS: 30TH JUNE, 1968

| Class | Number of Classes having the following number of Pupils | | | | | | | | | | | | | | Total Number of Classes | Total Number of Pupils | Average Number of Pupils per Class |
|---|---|---|---|---|---|---|---|---|---|---|---|---|---|---|---|---|---|
| | Under 20 | | 20 - 24 | | 25 - 29 | | 30 - 34 | | 35 - 39 | | 40 - 44 | | 45 & Over | | | | |
| | No. of Classes | No. of Pupils | No. of Classes | No. of Pupils | No. of Classes | No. of Pupils | No. of Classes | No. of Pupils | No. of Classes | No. of Pupils | No. of Classes | No. of Pupils | No. of Classes | No. of Pupils | | | |
| | Schools with 400 to 599 Pupils | | | | | | | | | | | | | | | | |
| NURSERY: | - | - | - | - | 1 | 27 | 5 | 163 | - | - | 2 | 81 | 2 | 98 | 10 | 369 | 36.9 |
| INFANTS: | 10 | 176 | 6 | 128 | 10 | 274 | 17 | 552 | 7 | 258 | 5 | 204 | 1 | 48 | 56 | 1,640 | 29.3 |
| Stage 1 | 4 | 71 | 4 | 85 | 4 | 113 | 6 | 195 | 4 | 149 | 4 | 163 | 1 | 48 | 27 | 824 | 30.5 |
| Stage 11 | 6 | 105 | 2 | 43 | 6 | 161 | 11 | 357 | 3 | 109 | 1 | 41 | - | - | 29 | 816 | 28.1 |
| PRIMARY: | 6 | 99 | 10 | 222 | 12 | 319 | 18 | 571 | 4 | 150 | - | - | 1 | 45 | 51 | 1,406 | 27.6 |
| Std. 1 | 4 | 68 | 1 | 23 | 3 | 80 | 4 | 131 | - | - | - | - | - | - | 12 | 302 | 25.2 |
| Std. 11 | - | - | 4 | 86 | 1 | 25 | 4 | 125 | 2 | 73 | - | - | - | - | 11 | 309 | 28.1 |
| Std. 111 | 1 | 14 | - | - | 3 | 78 | 5 | 161 | - | - | - | - | 1 | 45 | 10 | 298 | 29.8 |
| Std. IV | - | - | 3 | 67 | 2 | 52 | 3 | 90 | 2 | 77 | - | - | - | - | 10 | 286 | 28.6 |
| Std. V | 1 | 17 | 2 | 46 | 3 | 84 | 2 | 64 | - | - | - | - | - | - | 8 | 211 | 26.4 |
| Std. VI | - | - | - | - | - | - | - | - | - | - | - | - | - | - | - | - | - |
| SECONDARY: | 9 | 127 | 7 | 159 | 11 | 290 | 7 | 224 | 4 | 150 | 2 | 80 | - | - | 40 | 1,030 | 25.8 |
| Class 1 | - | - | 1 | 21 | 3 | 78 | 2 | 63 | 2 | 74 | 2 | 80 | - | - | 10 | 316 | 31.6 |
| Class 11 | 2 | 23 | 1 | 22 | 3 | 84 | 2 | 62 | - | - | - | - | - | - | 8 | 201 | 25.1 |
| Class 111 | 2 | 20 | 2 | 48 | 2 | 53 | 1 | 32 | 1 | 39 | - | - | - | - | 8 | 192 | 24.0 |
| Class IV | 2 | 31 | 1 | 24 | 1 | 25 | 1 | 33 | 1 | 37 | - | - | - | - | 6 | 150 | 25.0 |
| Class V | 3 | 43 | 2 | 44 | 1 | 25 | 1 | 34 | - | - | - | - | - | - | 7 | 146 | 20.9 |
| Class VI | - | - | - | - | 1 | 25 | - | - | - | - | - | - | - | - | 1 | 25 | 25.0 |
| TOTAL | 25 | 402 | 23 | 509 | 34 | 910 | 47 | 1,510 | 15 | 558 | 9 | 365 | 4 | 191 | 157 | 4,445 | 28.3 |

79 (CONTD.). NUMBER OF CLASSES AND NUMBER OF PUPILS CLASSIFIED BY RANGE OF PUPILS IN SCHOOL AND CLASS: 30TH JUNE, 1968

| Class | Number of Classes having the following number of Pupils | | | | | | | | | | | | | | Total Number of Classes | Total Number of Pupils | Average Number of Pupils per Class |
|---|---|---|---|---|---|---|---|---|---|---|---|---|---|---|---|---|---|
| | Under 20 | | 20 - 24 | | 25 - 29 | | 30 - 34 | | 35 - 39 | | 40 - 44 | | 45 & Over | | | | |
| | No. of Classes | No. of Pupils | No. of Classes | No. of Pupils | No. of Classes | No. of Pupils | No. of Classes | No. of Pupils | No. of Classes | No. of Pupils | No. of Classes | No. of Pupils | No. of Classes | No. of Pupils | | | |
| | Schools with 600 to 799 Pupils | | | | | | | | | | | | | | | | |
| NURSERY: | - | - | - | - | - | - | - | - | - | - | - | - | - | - | - | - | - |
| INFANTS: | - | - | 2 | 43 | 2 | 56 | 5 | 164 | - | - | 1 | 40 | 2 | 101 | 12 | 404 | 33.7 |
| Stage I | - | - | 2 | 43 | - | - | 1 | 34 | - | - | 1 | 40 | 2 | 101 | 6 | 218 | 36.3 |
| Stage II | - | - | - | - | 2 | 56 | 4 | 130 | - | - | - | - | - | - | 6 | 186 | 31.0 |
| PRIMARY: | - | - | 1 | 22 | 3 | 82 | 5 | 158 | 4 | 144 | 2 | 84 | 6 | 292 | 21 | 782 | 37.2 |
| Std. I | - | - | - | - | - | - | 2 | 62 | - | - | - | - | 2 | 104 | 4 | 166 | 41.5 |
| Std. II | - | - | - | - | 1 | 29 | 1 | 31 | 1 | 37 | - | - | 2 | 94 | 5 | 191 | 38.2 |
| Std. III | - | - | - | - | - | - | 1 | 32 | 1 | 36 | 1 | 40 | 1 | 49 | 4 | 157 | 39.3 |
| Std. IV | - | - | 1 | 22 | - | - | - | - | 2 | 71 | 1 | 44 | 1 | 45 | 5 | 182 | 36.4 |
| Std. V | - | - | - | - | 2 | 53 | 1 | 33 | - | - | - | - | - | - | 3 | 86 | 28.7 |
| Std. VI | - | - | - | - | - | - | - | - | - | - | - | - | - | - | - | - | - |
| SECONDARY | 4 | 72 | 3 | 68 | 13 | 358 | 8 | 250 | 2 | 72 | 1 | 41 | - | - | 31 | 861 | 27.8 |
| Class I | 1 | 19 | - | - | 2 | 58 | 3 | 94 | - | - | 1 | 41 | - | - | 7 | 212 | 30.3 |
| Class II | - | - | 1 | 21 | - | - | 4 | 125 | 1 | 37 | - | - | - | - | 6 | 183 | 30.5 |
| Class III | - | - | - | - | 5 | 133 | - | - | 1 | 35 | - | - | - | - | 6 | 168 | 28.0 |
| Class IV | 1 | 18 | 2 | 47 | 2 | 56 | 1 | 31 | - | - | - | - | - | - | 6 | 152 | 25.3 |
| Class V | 2 | 35 | - | - | 4 | 111 | - | - | - | - | - | - | - | - | 6 | 146 | 24.3 |
| Class VI | - | - | - | - | - | - | - | - | - | - | - | - | - | - | - | - | - |
| TOTAL | 4 | 72 | 6 | 133 | 18 | 496 | 18 | 572 | 6 | 216 | 4 | 165 | 8 | 393 | 64 | 2,047 | 32.0 |
| | Schools with 1,000 to 1,199 Pupils | | | | | | | | | | | | | | | | |
| NURSERY: | - | - | - | - | - | - | - | - | - | - | - | - | - | - | - | - | - |
| INFANTS | - | - | - | - | - | - | - | - | 2 | 76 | 3 | 124 | 1 | 47 | 6 | 247 | 41.2 |
| Stage I | - | - | - | - | - | - | - | - | 1 | 38 | 1 | 41 | 1 | 47 | 3 | 126 | 42.0 |
| Stage II | - | - | - | - | - | - | - | - | 1 | 38 | 2 | 83 | - | - | 3 | 121 | 40.3 |

79 (CONTD.). NUMBER OF CLASSES AND NUMBER OF PUPILS CLASSIFIED BY RANGE OF PUPILS IN SCHOOL AND CLASS: 30TH JUNE, 1968

| Class | Number of Classes having the following number of pupils | | | | | | | | | | | | | | Total Number of Classes | Total Number of Pupils | Average number of Pupils per Class |
|---|---|---|---|---|---|---|---|---|---|---|---|---|---|---|---|---|---|
| | Under 20 | | 20 - 24 | | 25 - 29 | | 30 - 34 | | 35 - 39 | | 40 - 44 | | 45 & Over | | | | |
| | No. of Classes | No. of Pupils | No. of Classes | No. of Pupils | No. of Classes | No. of Pupils | No. of Classes | No. of Pupils | No. of Classes | No. of Pupils | No. of Classes | No. of Pupils | No. of Classes | No. of Pupils | | | |
| | Schools with 1,000 to 1,199 Pupils (Contd.) | | | | | | | | | | | | | | | | |
| PRIMARY: | - | - | - | - | - | - | 4 | 130 | 8 | 293 | 2 | 83 | 1 | 45 | 15 | 551 | 36.7 |
| Std. I | - | - | - | - | - | - | - | - | 2 | 76 | - | - | 1 | 45 | 3 | 121 | 40.3 |
| Std. II | - | - | - | - | - | - | - | - | 2 | 73 | 1 | 42 | - | - | 3 | 115 | 38.3 |
| Std. III | - | - | - | - | - | - | 1 | 34 | 2 | 70 | - | - | - | - | 3 | 104 | 34.7 |
| Std. IV | - | - | - | - | - | - | - | - | 2 | 74 | 1 | 41 | - | - | 3 | 115 | 38.3 |
| Std. V | - | - | - | - | - | - | 3 | 96 | - | - | - | - | - | - | 3 | 96 | 32.0 |
| Std. VI | - | - | - | - | - | - | - | - | - | - | - | - | - | - | - | - | - |
| SECONDARY: | - | - | 3 | 68 | 2 | 53 | 4 | 131 | 2 | 73 | - | - | - | - | 11 | 325 | 29.5 |
| Class I | - | - | - | - | - | - | - | - | 2 | 73 | - | - | - | - | 2 | 73 | 36.5 |
| Class II | - | - | - | - | - | - | 2 | 63 | - | - | - | - | - | - | 2 | 63 | 31.5 |
| Class III | - | - | - | - | - | - | 2 | 68 | - | - | - | - | - | - | 2 | 68 | 34.0 |
| Class IV | - | - | 2 | 44 | 1 | 27 | - | - | - | - | - | - | - | - | 3 | 71 | 23.7 |
| Class V | - | - | 1 | 24 | 1 | 26 | - | - | - | - | - | - | - | - | 2 | 50 | 25.0 |
| TOTAL | - | - | 3 | 68 | 2 | 53 | 8 | 261 | 12 | 442 | 5 | 207 | 2 | 92 | 32 | 1,123 | 35.1 |
| | Schools with 1,200 Pupils and more | | | | | | | | | | | | | | | | |
| NURSERY: | - | - | - | - | - | - | - | - | - | - | - | - | - | - | - | - | - |
| INFANTS: | - | - | - | - | - | - | - | - | 2 | 75 | 6 | 244 | - | - | 8 | 319 | 39.9 |
| Stage I | - | - | - | - | - | - | - | - | - | - | 4 | 164 | - | - | 4 | 164 | 41.0 |
| Stage II | - | - | - | - | - | - | - | - | 2 | 75 | 2 | 80 | - | - | 4 | 155 | 38.8 |
| PRIMARY: | - | - | 1 | 21 | 1 | 25 | 4 | 129 | 10 | 371 | 3 | 121 | - | - | 19 | 667 | 35.1 |
| Std. I | - | - | - | - | - | - | - | - | 2 | 77 | 2 | 81 | - | - | 4 | 158 | 39.5 |
| Std. II | - | - | - | - | - | - | 1 | 34 | 2 | 74 | 1 | 40 | - | - | 4 | 148 | 37.0 |
| Std. III | - | - | - | - | - | - | 2 | 64 | 2 | 71 | - | - | - | - | 4 | 135 | 33.8 |
| Std. IV | - | - | 1 | 21 | - | - | 1 | 31 | 2 | 74 | - | - | - | - | 4 | 126 | 31.5 |
| Std. V | - | - | - | - | 1 | 25 | - | - | 2 | 75 | - | - | - | - | 3 | 100 | 33.3 |
| Std. VI | - | - | - | - | - | - | - | - | - | - | - | - | - | - | - | - | - |
| SECONDARY: | - | - | - | - | - | - | 5 | 160 | 2 | 76 | 2 | 82 | - | - | 9 | 318 | 35.3 |
| Class I | - | - | - | - | - | - | - | - | 1 | 37 | - | - | - | - | 1 | 37 | 37.0 |
| Class II | - | - | - | - | - | - | - | - | - | - | - | - | - | - | - | - | - |
| Class III | - | - | - | - | - | - | 1 | 33 | - | - | - | - | - | - | 1 | 33 | 33.0 |
| Class IV | - | - | - | - | - | - | 2 | 61 | - | - | - | - | - | - | 2 | 61 | 30.5 |
| Class V | - | - | - | - | - | - | 1 | 32 | - | - | - | - | - | - | 1 | 32 | 32.0 |
| Class VI | - | - | - | - | - | - | 1 | 34 | 1 | 39 | 2 | 82 | - | - | 4 | 155 | 38.8 |
| TOTAL | - | - | 1 | 21 | 1 | 25 | 9 | 289 | 14 | 522 | 11 | 447 | - | - | 36 | 1,304 | 36.2 |

80. NUMBER OF TEACHERS CLASSIFIED BY TYPE OF SCHOOL, STATUS AND SEX: 1967/68

| Type of School | Status | | | | | | | | Total Number of Teachers |
|---|---|---|---|---|---|---|---|---|---|
| | Permanent | | | | Visitors | | | | |
| | Religious | | Lay | | Religious | | Lay | | |
| | Males | Females | Males | Females | Males | Females | Males | Females | |
| All Schools | 90 | 310 | 40 | 211 | 39 | 2 | 40 | 48 | 780 |
| Nursery | - | - | - | 6 | - | - | - | 4 | 10 |
| Infants | - | 3 | 12 | 6 | - | - | - | - | 21 |
| Primary | 1 | - | - | 2 | 2 | - | - | - | 5 |
| Secondary | 21 | - | 1 | - | 1 | - | 4 | - | 27 |
| Nursery/Infants | - | 96 | - | 14 | - | - | - | 2 | 112 |
| Nursery/Infants/Primary | - | 32 | - | 23 | - | - | - | - | 55 |
| Infants/Primary | - | 13 | - | 5 | - | - | - | - | 18 |
| Infants/Primary/Secondary | 11 | 33 | 4 | 53 | 5 | - | 6 | 8 | 120 |
| Primary/Secondary | 42 | 23 | 18 | 36 | 29 | 1 | 25 | 10 | 184 |
| Nursery/Infants/Prim./Sec. | 15 | 110 | 5 | 66 | 2 | 1 | 5 | 24 | 228 |

81. NUMBER OF SCHOOLS, PREMISES, ROOMS, ETC.: 1967/68

| Type of School | Number of Schools | Number of Premises | Classrooms | Workshops | Needlework and Domestic Science Rooms | Laboratories | Offices | Staffrooms | Storerooms | Other rooms | Total Number of Rooms |
|---|---|---|---|---|---|---|---|---|---|---|---|
| MALTESE ISLANDS | 70 | 94 | 581 | 15 | 4 | 24 | 79 | 41 | 59 | 177 | 980 |
| MALTA | 66 | 90 | 567 | 15 | 4 | 24 | 77 | 41 | 59 | 170 | 957 |
| GOZO | 4 | 4 | 14 | - | - | - | 2 | - | - | 7 | 23 |
| MALTA: | | | | | | | | | | | |
| Nursery | 4 | 4 | 9 | - | - | - | - | - | - | 3 | 12 |
| Infants | 2 | 4 | 4 | - | - | - | 1 | - | - | - | 5 |
| Primary | 1 | 1 | 5 | - | - | - | 2 | 1 | 1 | 3 | 12 |
| Secondary | 1 | 1 | 14 | - | - | 1 | 5 | 1 | 1 | - | 22 |
| Nursery/Infants | 28 | 34 | 97 | - | - | - | 10 | 2 | 3 | 11 | 123 |
| Nursery/Infants/Primary | 6 | 10 | 58 | - | - | - | 6 | 4 | 3 | 9 | 80 |
| Infants/Primary | 4 | 4 | 15 | - | - | - | 4 | 1 | 2 | 5 | 27 |
| Infants/Primary/Secondary | 5 | 8 | 88 | 1 | - | 5 | 10 | 7 | 13 | 35 | 159 |
| Primary/Secondary | 7 | 10 | 110 | 13 | 4 | 11 | 22 | 10 | 20 | 62 | 252 |
| Nursery/Infants/Prim./Sec. | 8 | 14 | 167 | 1 | - | 7 | 17 | 15 | 16 | 42 | 265 |
| GOZO: | | | | | | | | | | | |
| Nursery/Infants | 3 | 3 | 10 | - | - | - | 2 | - | - | 1 | 13 |
| Nursery/Infants/Prim./Sec. | 1 | 1 | 4 | - | - | - | - | - | - | 6 | 10 |

82. TEACHERS, TRAINEES AND NUMBER OF COURSES: 1967/68

| Name of Centre | Number of Instructors | Number of Trainees | Total Number of Courses |
|---|---|---|---|
| Government Industrial Training Centre - Marsa | 13 | 190 | 13 |
| Government Industrial Training Centre - Gozo | 3 | 25 | 3 |
| TOTAL | 16 | 215 | 16 |

83. NUMBER OF TRAINEES ENROLLED, DESIGNATION AND DURATION OF COURSE: 1967/68

| Designation of Course | Date of Commencement of Course | Duration of Course | Number of Trainees |
|---|---|---|---|
| | Industrial Training Centre - Marsa | | |
| Electrical Fitting (1st year) | September, 1967 | 2 years | 21 |
| Motor Vehicle Fitting | September, 1966 | 2 years | 13 |
| Engine Fitting | September, 1966 | 2 years | 9 |
| Cabinet Making | September, 1966 | 2 years | 10 |
| Machining | September, 1966 | 2 years | 14 |
| Painting and decorating | October, 1967 | 10 months | 19 |
| Plastering and tile laying | September, 1967 | 10 months | 13 |
| Carpentry and Joinery | September, 1966 | 2 years | 5 |
| Plumbing | November, 1966 | 2 years | 7 |
| Motor Mechanics | September, 1967 | 10 months | 25 |
| Sheet metal and panel Beating | September, 1967 | 10 months | 18 |
| Woodwork | September, 1967 | 10 months | 17 |
| Welding/Blacksmithing | September, 1967 | 10 months | 19 |
| | Industrial Training Centre - Gozo | | |
| Woodwork (1st year) | September, 1967 | 2 years | 7 |
| Woodwork (2nd year) | October, 1966 | 2 years | 7 |
| Motor Mechanics | September, 1966 | 2 years | 11 |

## 84. TRAINEES BY AGE AND DESIGNATION OF COURSE: 1967/68

| Designation of Course | Age | | | | | | | | | | |
|---|---|---|---|---|---|---|---|---|---|---|---|
| | 15 | 16 | 17 | 18 | 19 | 20 | 21 | 22 | 23 & Over | Total | % |
| TOTAL BOTH CENTRES | 4 | 7 | 38 | 53 | 55 | 39 | 14 | 4 | 1 | 215 | 100.0 |
| | Industrial Training Centre - Marsa | | | | | | | | | | |
| TOTAL | - | - | 31 | 48 | 53 | 39 | 14 | 4 | 1 | 190 | 88.4 |
| Electrical Fitting (1st year) | - | - | 3 | 5 | 7 | 4 | 1 | 1 | - | 21 | 9.8 |
| Motor Vehicle Fitting | - | - | 1 | 4 | 3 | 5 | - | - | - | 13 | 6.0 |
| Engine Fitting | - | - | - | - | 6 | 2 | 1 | - | - | 9 | 4.2 |
| Cabinet Making | - | - | - | 2 | 2 | 4 | - | 2 | - | 10 | 4.7 |
| Machining | - | - | 4 | 3 | 1 | 3 | 2 | - | 1 | 14 | 6.5 |
| Painting and Decorating | - | - | 3 | 5 | 4 | 3 | 4 | - | - | 19 | 8.8 |
| Plastering and Tile Laying | - | - | 5 | 3 | 4 | 1 | - | - | - | 13 | 6.1 |
| Carpentry and Joinery | - | - | - | - | 3 | 2 | - | - | - | 5 | 2.3 |
| Plumbing | - | - | 2 | 3 | 2 | - | - | - | - | 7 | 3.3 |
| Motor Mechanics | - | - | 3 | 6 | 8 | 5 | 3 | - | - | 25 | 11.6 |
| Sheet Metal and Panel Beating | - | - | 4 | 7 | 5 | 2 | - | - | - | 18 | 8.4 |
| Woodwork | - | - | - | 5 | 6 | 4 | 2 | - | - | 17 | 7.9 |
| Welding/Blacksmithing | - | - | 6 | 5 | 2 | 4 | 1 | 1 | - | 19 | 8.8 |
| | Industrial Training Centre - Gozo | | | | | | | | | | |
| TOTAL | 4 | 7 | 7 | 5 | 2 | - | - | - | - | 25 | 11.6 |
| Woodwork (1st year) | 1 | 4 | 1 | 1 | - | - | - | - | - | 7 | 3.3 |
| Woodwork (2nd year) | - | 3 | 1 | 1 | 2 | - | - | - | - | 7 | 3.3 |
| Motor Mechanics | 3 | - | 5 | 3 | - | - | - | - | - | 11 | 5.0 |

## 85. TRAINEES BY PRE-ADMISSION QUALIFICATIONS: 1967/68

| Designation of Course | Educational qualifications on admission - Number of trainees reaching | | | Total Number of Trainees |
|---|---|---|---|---|
| | IV or Higher Std. of the Primary School | Secondary/Technical Standard | Below IV Std. of the Primary School | |
| | Industrial Training Centre - Marsa | | | |
| TOTAL | 190 | - | - | 190 |
| Electrical Fitting (1st year) | 21 | - | - | 21 |
| Motor Vehicle Fitting | 13 | - | - | 13 |
| Engine Fitting | 9 | - | - | 9 |
| Cabinet Making | 10 | - | - | 10 |
| Machining | 14 | - | - | 14 |
| Painting and Decorating | 19 | - | - | 19 |
| Plastering and Tile Laying | 13 | - | - | 13 |
| Carpentry and Joinery | 5 | - | - | 5 |
| Plumbing | 7 | - | - | 7 |
| Motor Mechanics | 25 | - | - | 25 |
| Sheet Metal and Panel Beating | 18 | - | - | 18 |
| Woodwork | 17 | - | - | 17 |
| Welding/Blacksmithing | 19 | - | - | 19 |
| | Industrial Training Centre - Gozo | | | |
| TOTAL | 25 | - | - | 25 |
| Woodwork (1st year) | 7 | - | - | 7 |
| Woodwork (2nd year) | 7 | - | - | 7 |
| Motor mechanics | 11 | - | - | 11 |

86. TRAINEES WHO LEFT CENTRES CLASSIFIED BY AGE AND CAUSE OF LEAVING: 1967/68

| Cause of Leaving | Age | | | | | | | | | Total by Cause |
|---|---|---|---|---|---|---|---|---|---|---|
| | 15 | 16 | 17 | 18 | 19 | 20 | 21 | 22 | 23 & Over | |
| TOTAL BOTH SCHOOLS | - | 1 | 21 | 43 | 39 | 33 | 21 | 15 | 9 | 182 |
| | Industrial Training Centre - Malta | | | | | | | | | |
| Completed Course | - | - | 15 | 28 | 25 | 20 | 18 | 15 | 9 | 130 |
| Did not complete course | - | 1 | 6 | 14 | 13 | 9 | 1 | - | - | 44 |
| TOTAL | - | 1 | 21 | 42 | 38 | 29 | 19 | 15 | 9 | 174 |
| | Industrial Training Centre - Gozo | | | | | | | | | |
| Completed Course | - | - | - | - | 1 | 3 | 1 | - | - | 5 |
| Did not complete course | - | - | - | 1 | - | 1 | 1 | - | - | 3 |
| TOTAL | - | - | - | 1 | 1 | 4 | 2 | - | - | 8 |

87. WEEKLY ALLOWANCES TO TRAINEES CLASSIFIED BY DESIGNATION OF COURSE: 1967/68

| Designation of Course | Number of trainees receiving the following weekly allowances | | | | | | | | | Total Number of Trainees |
|---|---|---|---|---|---|---|---|---|---|---|
| | Under 10/- | 10/- | 15/- | 20/- | 25/- | 30/- | 35/- | 40/- | 45/- | |
| TOTAL | - | 4 | 7 | 38 | 53 | 55 | 40 | 18 | - | 215 |
| Electrical Fitting (1st year) | - | - | - | 3 | 5 | 7 | 4 | 2 | - | 21 |
| Motor Vehicle Fitting | - | - | - | 1 | 4 | 3 | 5 | - | - | 13 |
| Engine Fitting | - | - | - | - | - | 6 | 3 | - | - | 9 |
| Cabinet Making | - | - | - | - | 2 | 2 | 4 | 2 | - | 10 |
| Machining | - | - | - | 4 | 3 | 1 | 3 | 3 | - | 14 |
| Painting and Decorating | - | - | - | 3 | 5 | 4 | 3 | 4 | - | 19 |
| Plastering and Tile Laying | - | - | - | 5 | 3 | 4 | 1 | - | - | 13 |
| Carpentry and Joinery | - | - | - | - | - | 3 | 2 | - | - | 5 |
| Plumbing | - | - | - | 2 | 3 | 2 | - | - | - | 7 |
| Motor Mechanics (Malta) | - | - | - | 3 | 6 | 8 | 5 | 3 | - | 25 |
| Sheet Metal and Panel Beating | - | - | - | 4 | 7 | 5 | 2 | - | - | 18 |
| Woodwork (Malta) | - | - | - | - | 5 | 6 | 4 | 2 | - | 17 |
| Welding/Blacksmithing | - | - | - | 6 | 5 | 2 | 4 | 2 | - | 19 |
| Woodwork (1st year)(Gozo) | - | 1 | 4 | 1 | 1 | - | - | - | - | 7 |
| Woodwork 2nd year (Gozo) | - | - | 3 | 1 | 1 | 2 | - | - | - | 7 |
| Motor mechanics (Gozo) | - | 3 | - | 5 | 3 | - | - | - | - | 11 |

88. TEACHERS AND STUDENTS* IN EVENING CLASSES CLASSIFIED BY SCHOOL AND SEX: 1967/68

| School | Teachers | | | Students* | | |
|---|---|---|---|---|---|---|
| | Total | Males | Females | Total | Males | Females |
| Maltese Islands | 304 | 216 | 88 | 5,066 | 2,326 | 2,740 |
| Malta: | 263 | 192 | 71 | 4,314 | 2,139 | 2,175 |
| M.C.A.S.T. | 54 | 52 | 2 | 401 | 358 | 43 |
| Lyceum, Valletta | 15 | 15 | - | 296 | 135 | 161 |
| Lyceum, Hamrun | 1 | 1 | - | 11 | 11 | - |
| Grammar School, Birkirkara | 3 | 3 | - | 29 | 25 | 4 |
| Secondary Technical, Paola | 37 | 36 | 1 | 649 | 504 | 145 |
| Secondary Technical, Naxxar | 3 | 3 | - | 42 | 42 | - |
| Secondary Technical, Hamrun | 7 | 3 | 4 | 68 | 5 | 63 |
| Technical Institute, Paola | 30 | 30 | - | 345 | 345 | - |
| Technical Institute, Mriehel | 2 | 2 | - | 20 | 20 | - |
| Government Industrial Training Centre | 12 | 12 | - | 205 | 205 | - |
| St. Philip Neri School | 1 | 1 | - | 20 | 20 | - |
| St. Joseph Institute, Hamrun | 1 | 1 | - | 25 | 25 | - |
| Salesian School, Sliema | 1 | 1 | - | 14 | 14 | - |
| St. Elmo Place | 1 | 1 | - | 10 | 10 | - |
| Superintendant Evening Centre, Valletta | 2 | 2 | - | 11 | 11 | - |
| Government Primary School, Floriana | 6 | 4 | 2 | 128 | 47 | 81 |
| Government Printing Office, Valletta | 2 | 2 | - | 26 | 26 | - |
| Tailoring School, Valletta | 8 | - | 8 | 122 | - | 122 |
| Woodcraft Centres | 23 | 23 | - | 336 | 336 | - |
| Dressmaking Classes | 54 | - | 54 | 1,556 | - | 1,556 |
| Gozo: | 41 | 24 | 17 | 752 | 187 | 565 |
| Lyceum, Victoria | 26 | 24 | 2 | 296 | 187 | 109 |
| Dressmaking Classes | 15 | - | 15 | 456 | - | 456 |

* A student enrolled for two subjects in counted as two students, if enrolled for three subjects as three students etc.

89. STUDENTS* IN EVENING CLASSES CLASSIFIED BY SCHOOL, SUBJECT TAUGHT AND LENGTH OF COURSE: 1967/68

| Subject | Duration of course (in years) | Number of Students * | | | Total | Hours per Week | | |
|---|---|---|---|---|---|---|---|---|
| | | 1st year | 2nd year | 3rd year | | 1st year | 2nd year | 3rd year |
| **M.C.A.S.T.** | | | | | | | | |
| Ordinary Certificate in business studies | 72 | 35 | 9 | - | 44 | 6.0 | 6.0 | - |
| General Commercial R.S.A. | 2 | 44 | 15 | - | 59 | 6.0 | 6.0 | - |
| Higher Certificate in business studies | 2 | 8 | - | - | 8 | 6.0 | - | - |
| Advanced Levels G.C.E. | 2 | 40 | - | - | 40 | 4.5 | - | - |
| Executive Officers | 1 | 28 | - | - | 28 | 6.0 | - | - |
| Industrial Administration | 1 | 9 | - | - | 9 | 3.0 | - | - |
| Office Organisation | 1 | 21 | - | - | 21 | 3.0 | - | - |
| Maltese tax | 1 | 17 | - | - | 17 | 3.0 | - | - |
| Maltese Law | 1 | 19 | - | - | 19 | 3.0 | - | - |
| Bankers | 2 | 19 | - | - | 19 | 6.0 | - | - |
| Marketing Diploma | 3 | 3 | - | - | 3 | 6.0 | - | - |
| Professional Accountant Courses | 3 | 49 | 7 | 13 | 69 | 4.5 | 4.5 | - |
| C.I.S. | 3 | 5 | - | - | 5 | 4.5 | - | - |
| Shop Stewards Course | 3 | 25 | - | - | 25 | 3.0 | - | - |
| Hotel Book Keeper/Receptionist | 2 | - | 5 | - | 5 | 6.0 | - | - |
| Advanced Pastry | 2 | 12 | - | - | 12 | 3.0 | - | - |
| Electrical Technicians Course | 3 | - | - | 13# | 13 | - | - | 6.0 |
| Mechanical Engineering Technicians Course | 3 | - | - | 5# | 5 | - | - | 6.0 |
| **Lyceum, Valletta** | | | | | | | | |
| English Language (O.L.) | 3 | 15 | 40 | 44 | 99 | 5.0 | 5.0 | 5.0 |
| French (O.L.) | 3 | 5 | - | 8 | 13 | 5.0 | - | 5.0 |
| Italian (O.L.) | 3 | 23 | 8 | 16 | 47 | 5.0 | 5.0 | 5.0 |
| German (O.L.) | 3 | 8 | 8 | - | 16 | 5.0 | 5.0 | - |
| Spanish (O.L.) | 3 | 12 | - | - | 12 | 5.0 | - | - |
| Mathematics (O.L.) | 3 | 7 | 19 | 12 | 38 | 5.0 | 5.0 | 5.0 |
| Shorthand | 2 | 18 | 8 | - | 26 | 5.0 | 5.0 | - |
| Typing | 2 | 29 | 3 | - | 32 | 5.0 | 5.0 | - |
| Book keeping | 2 | 9 | 4 | - | 13 | 5.0 | 5.0 | - |
| **Lyceum, Hamrun** | | | | | | | | |
| Biology | 2 | 11 | - | - | 11 | 5.0 | - | - |
| **Grammar School, Biata I-Bajda** | | | | | | | | |
| French (O.L.) | 1 | 7 | - | - | 7 | 5.0 | - | - |
| Italian (O.L.) | 1 | 5 | - | - | 5 | 5.0 | - | - |
| Compounders | 2 | 12 | 5 | - | 17 | 5.0 | 5.0 | - |
| **Secondary Technical School, Paola** | | | | | | | | |
| English Language (O.L.) | 3 | - | - | 14 | 14 | - | - | 5.0 |
| English Language (A.L.) | 3 | 10 | 20 | - | 30 | 5.0 | 5.0 | - |
| French (A.L.) | 3 | 6 | - | - | 6 | 5.0 | - | - |
| Italian (A.L.) | 3 | 37 | - | - | 37 | 5.0 | - | - |
| Maltese (A.L.) | 3 | 20 | - | - | 20 | 5.0 | - | - |
| Mathematics (O.L.) | 3 | - | - | 12 | 12 | - | - | 5.0 |
| Mathematics (A.L.) | 3 | 39 | 26 | - | 65 | 5.0 | 5.0 | - |
| Physics (O.L.) | 3 | - | - | 60 | 60 | - | - | 5.0 |
| Physics (A.L.) | 3 | 15 | 12 | - | 27 | 5.0 | 5.0 | - |
| Chemistry (O.L.) | 3 | - | - | 8 | 8 | - | - | 5.0 |

* A student enrolled for two subjects is counted as two students, etc.

\# Includes 4th and final year

89. (CONTD.). STUDENTS* IN EVENING CLASSES CLASSIFIED BY SCHOOL, SUBJECT TAUGHT AND LENGTH OF COURSE: 1967/68

| Subject | Duration of course (in years) | Number of Students * | | | Total | Hours per Week | | |
|---|---|---|---|---|---|---|---|---|
| | | 1st year | 2nd year | 3rd year | | 1st year | 2nd year | 3rd year |
| **Secondary Technical School, Paola (Contd.)** | | | | | | | | |
| Chemistry (A.L.) | 3 | 22 | 21 | - | 43 | 5.0 | 5.0 | - |
| Book-keeping | 2 | 10 | 10 | 9 | 29 | 5.0 | 5.0 | 5.0 |
| Shorthand | 2 | 5 | - | - | 5 | 5.0 | - | - |
| Typing | 2 | 23 | - | - | 23 | 5.0 | - | - |
| Technical Drawing (O.L.) | 3 | - | - | 36 | 36 | - | - | 5.0 |
| Technical Drawing (A.L.) | 2 | 30 | - | - | 30 | 5.0 | - | - |
| Metalwork (O.L.) | 10 months | 7 | - | - | 7 | 5.0 | - | - |
| Woodwork (A.L.) | 2 | 9 | - | - | 9 | 5.0 | - | - |
| Boat Building | 10 months | 10 | - | - | 10 | 5.0 | - | - |
| Pottery | 2 | 14 | - | - | 14 | 5.0 | - | - |
| **Secondary Technical School, Naxxar** | | | | | | | | |
| English Language | 3 | - | - | 14 | 14 | - | - | 5.0 |
| Mathematics | 3 | - | - | 10 | 10 | - | - | 5.0 |
| Physics | 3 | - | - | 18 | 18 | - | - | 5.0 |
| **Secondary Technical School, Hamrun** | | | | | | | | |
| Book keeping | 2 | 5 | - | - | 5 | 5.0 | - | - |
| Typing | 2 | 10 | 4 | - | 14 | 5.0 | 5.0 | - |
| Cookery | 2 | 29 | - | - | 29 | 5.0 | - | - |
| Pottery | 2 | 20 | - | - | 20 | 5.0 | - | - |
| **Technical Institute, Paola** | | | | | | | | |
| Armature Winding | 10 months | 9 | - | - | 9 | 5.0 | - | - |
| Electrical Technicians | 3 | 9 | - | - | 9 | 5.0 | - | - |
| Electrical Installation | 2 | 74 | - | - | 74 | 5.0 | - | - |
| Electrical Motor Drivers | 3 | 16 | - | - | 16 | 5.0 | - | - |
| Marine Radio Officers | 3 | 16 | 8 | 8 | 32 | 5.0 | 5.0 | 5.0 |
| Radio Amateurs | 2 | 8 | - | - | 8 | 5.0 | - | - |
| Radio and T.V. Servicing | 5 | 21 | 8 | 48 | 77 | 5.0 | 5.0 | 5.0 |
| Telecommunications | 3 | 28 | 25 | - | 53 | 5.0 | 5.0 | - |
| Plant Engineering | 10 months | 5 | - | - | 5 | 5.0 | - | - |
| Mechanical Engineering Science | 10 months | 26 | - | - | 26 | 5.0 | - | - |
| General Engineering Drawing | 10 months | 7 | 14 | - | 21 | 5.0 | 5.0 | - |
| General Engineering Mathematics | 10 months | 15 | - | - | 15 | 5.0 | - | - |
| **Technical Institute, Mriehel** | | | | | | | | |
| Motor Mechanics | 10 months | 12 | - | - | 12 | 5.0 | - | - |
| Welding | 10 months | 8 | - | - | 8 | 5.0 | - | - |
| **Industrial Training Centre, Marsa** | | | | | | | | |
| Electrical Installation | 10 months | 46 | - | - | 46 | 5.0 | - | - |
| Fitting and Machining | 10 months | 4 | - | - | 4 | 5.0 | - | - |
| Motor Mechanics | 10 months | 71 | - | - | 71 | 5.0 | - | - |
| Diesel Mechanics | 10 months | 9 | - | - | 9 | 5.0 | - | - |
| Plant Engineering | 10 months | 8 | - | - | 8 | 5.0 | - | - |
| Plumbing | 10 months | 18 | - | - | 18 | 5.0 | - | - |
| Welding | 10 months | 41 | - | - | 41 | 5.0 | - | - |
| Sheet metal and panel beating | 10 months | 8 | - | - | 8 | 5.0 | - | - |
| **St. Philip Neri, School** | | | | | | | | |
| Motor Mechanics | 10 months | 20 | - | - | 20 | 5.0 | - | - |

* A student enrolled for two subjects is counted as two students, etc.

88. (CONTD.) STUDENTS* IN EVENING CLASSES CLASSIFIED BY SCHOOL, SUBJECT TAUGHT AND LENGTH OF COURSE: 1967/68

| Subject | Duration of course (in years) | Number of Students * | | | Total | Hours per Week | | |
|---|---|---|---|---|---|---|---|---|
| | | 1st year | 2nd year | 3rd year | | 1st year | 2nd year | 3rd year |
| **St. Joseph Institute, Hamrun** | | | | | | | | |
| Theory of Printing | 2 | 15 | 10 | - | 25 | 5.0 | 5.0 | - |
| **Salesian School, Sliema** | | | | | | | | |
| Theory of Printing | 2 | 14 | - | - | 14 | 6.0 | - | - |
| **St. Elmo Place** | | | | | | | | |
| Photography | 2 | 10 | - | - | 10 | 5.0 | - | - |
| **Superintendent Evening Centre, Valletta** | | | | | | | | |
| Maltese Matriculation | 1 | 7 | - | - | 7 | 5.0 | - | - |
| Photography | 2 | - | 4 | - | 4 | - | 5.0 | - |
| **Government Primary School, Floriana** | | | | | | | | |
| Lace Making | 3 | 20 | 12 | 19 | 51 | 5.0 | 5.0 | 5.0 |
| Ladies Tailoring | 5 | 24 | - | - | 24 | 5.0 | - | - |
| Technical Drawing | 2 | 15 | 14 | - | 29 | 5.0 | 5.0 | - |
| Watch Repairing | 10 months | 24 | - | - | 24 | 5.0 | - | - |
| **Revision Courses** | | | | | | | | |
| English Language (O.L.) | 3 months | 68 | - | - | 68 | 5.0 | - | - |
| French (O.L.) | 3 months | 16 | - | - | 16 | 5.0 | - | - |
| Italian (O.L.) | 3 months | 13 | - | - | 13 | 5.0 | - | - |
| Maltese (O.L.) | 3 months | 4 | - | - | 4 | 5.0 | - | - |
| Mathematics | 3 months | 24 | - | - | 24 | 5.0 | - | - |
| Physics | 3 months | 34 | - | - | 34 | 5.0 | - | - |
| Chemistry | 3 months | 5 | - | - | 5 | 5.0 | - | - |
| **Government Printing Office, Valletta** | | | | | | | | |
| Linotype | 1 | 18 | - | - | 18 | 5.0 | - | - |
| Monotype | 1 | 8 | - | - | 8 | 5.0 | - | - |
| **Tailoring School, Valletta** | | | | | | | | |
| Ladies Tailoring | 5 | 26 | 32 | 64 | 122 | 5.0 | 5.0 | 5.0 |
| **Woodcraft Centres** | | | | | | | | |
| Woodwork | 10 months | 336 | - | - | 336 | 5.0 | - | - |
| **Dressmaking Classes** | | | | | | | | |
| Malta | 3 | 863 | 476 | 217 # | 1,556 | 4.0 | 4.0 | 4.0 |
| Gozo | 3 | 269 | 115 | 72 # | 456 | 4.0 | 4.0 | 4.0 |
| **Lyceum, Victoria, Gozo** | | | | | | | | |
| English Language (O.L.) | 3 | 26 | - | - | 26 | 5.0 | - | - |
| English Language (A.L.) | 2 | 5 | - | - | 5 | 5.0 | - | - |
| Italian (O.L.) | 3 | 7 | - | - | 7 | 5.0 | - | - |
| Italian (A.L.) | 2 | 7 | - | - | 7 | 5.0 | - | - |
| Maltese (A.L.) | 2 | 12 | - | - | 12 | 5.0 | - | - |
| Mathematics (O.L.) | 3 | 25 | - | - | 25 | 5.0 | - | - |

* A student enrolled for two subjects is counted as two students, etc.

\# Includes 4th and final year

89. (CONTD.). STUDENTS* IN EVENING CLASSES CLASSIFIED BY SCHOOL, SUBJECT TAUGHT AND LENGTH OF COURSE: 1967/68

| Subject | Duration of course (in years) | Number of Students * | | | Total | Hours per Week | | |
|---|---|---|---|---|---|---|---|---|
| | | 1st year | 2nd year | 3rd year | | 1st year | 2nd year | 3rd year |
| **Lyceum Victoria, Gozo (Contd.)** | | | | | | | | |
| Physics (O.L.) | 3 | 6 | - | - | 6 | 5.0 | - | - |
| Physics (A.L.) | 2 | 5 | 5 | - | 10 | 5.0 | 5.0 | - |
| Chemistry (O.L.) | 3 | 8 | - | - | 8 | 5.0 | - | - |
| Home Economics | 2 | 7 | - | - | 7 | 5.0 | - | - |
| Biology (O.L.) | 3 | 19 | - | - | 19 | 5.0 | - | - |
| Book keeping | 2 | 16 | 14 | - | 30 | 5.0 | 5.0 | - |
| Shorthand | 2 | 9 | - | - | 9 | 5.0 | - | - |
| Typing | 2 | 10 | - | - | 10 | 5.0 | - | - |
| Technical Drawing (O.L.) | 3 | 9 | - | - | 9 | 5.0 | - | - |
| Engineering Drawing (A.L.) | 2 | 5 | - | - | 5 | 5.0 | - | - |
| Electrical Engineering | 2 | 17 | 5 | - | 22 | 5.0 | 5.0 | - |
| Radio and T.V. Servicing | 5 | 6 | - | - | 6 | 5.0 | - | - |
| Woodwork (A.L.) | 2 | 6 | - | - | 6 | 5.0 | - | - |
| Ladies Tailoring | 5 | 15 | - | - | 15 | 5.0 | - | - |
| **Revision Courses** | | | | | | | | |
| English Language (O.L.) | 3 months | 20 | - | - | 20 | 5.0 | - | - |
| French | 3 months | 15 | - | - | 15 | 5.0 | - | - |
| Italian | 3 months | 10 | - | - | 10 | 5.0 | - | - |
| Mathematics | 3 months | 7 | - | - | 7 | 5.0 | - | - |

* A student enrolled for two subjects is counted as two students, etc.

90. PHYSICALLY-HANDICAPPED PERSONS RECEIVING FULL-TIME EDUCATION ANALYSED BY TYPE OF INFIRMITY, SEX AND AGE: 1967/68

| Age-Group | All Handicaps | | | | Deaf and Part Deaf | | | | Mentally Handicapped | | | | Blind | | | | Educationally sub-normal | | Mal Adjusted | |
|---|---|---|---|---|---|---|---|---|---|---|---|---|---|---|---|---|---|---|---|---|
| | Males | | Females | | Males | | Females | | Males | | Females | | Males | | Females | | Males | | Females | |
| | No. | % | No. | % | No. | % | No. | % | No. | % | No. | % | No. | % | No. | % | No. | % | No. | % |
| All Ages | 208 | 100.0 | 88 | 100.0 | 32 | 100.0 | 23 | 100.0 | 72 | 100.0 | 59 | 100.0 | 22 | 100.0 | 6 | 100.0 | 60 | 100.0 | 22 | 100.0 |
| Under 5 years | 4 | 1.9 | 5 | 5.7 | 3 | 9.4 | 5 | 21.7 | 1 | 1.4 | - | - | - | - | - | - | - | - | - | - |
| 5 - 9 years | 41 | 19.7 | 25 | 28.4 | 7 | 21.9 | 4 | 17.4 | 15 | 20.8 | 21 | 35.6 | 1 | 4.5 | - | - | 15 | 25.0 | 3 | 13.6 |
| 10 - 14 years | 99 | 47.6 | 35 | 39.8 | 12 | 37.5 | 10 | 43.5 | 25 | 34.7 | 24 | 40.7 | 3 | 13.6 | 1 | 16.7 | 40 | 66.7 | 19 | 86.4 |
| 15 - 24 years | 48 | 23.1 | 20 | 22.7 | 10 | 31.2 | 4 | 17.4 | 30 | 41.7 | 14 | 23.7 | 3 | 13.6 | 2 | 33.3 | 5 | 8.3 | - | - |
| 25 - 44 years | 7 | 3.4 | 1 | 1.1 | - | - | - | - | 1 | 1.4 | - | - | 6 | 27.3 | 1 | 16.7 | - | - | - | - |
| 45 and over | 9 | 4.3 | 2 | 2.3 | - | - | - | - | - | - | - | - | 9 | 41.0 | 2 | 33.3 | - | - | - | - |

Source: Department of Education

91. NUMBER OF PREMISES AND TEACHERS CLASSIFIED BY SCHOOL: 1967/68

| School | Number of Premises | | Number of Classes | Teachers | |
|---|---|---|---|---|---|
| | Government Owned | Privately Owned | | Males | Females |
| School for Mentally Handicapped - Qormi Road | 1 | - | 4 | - | 5 |
| School for Mentally Handicapped - Wardija | 1 | - | 4 | 3 | 2 |
| E.S.N. Children's Unit - Gzira | 1 | - | 4 | 4 | 1 |
| Deaf Children's Unit - Pieta' | 1 | - | 6 | 2 | 4 |
| Centre for the Blind - Sq. Venera | - | 1 | 4 | 5 | - |
| Class for Blind Children - Gzira | 1 | - | 1 | - | 1 |
| Mater Dei Special School - Malda | 1 | - | 3 | 4 | - |
| TOTAL | 6 | 1 | 26 | 18 | 13 |

Source: Department of Education

92. NUMBER OF STUDENTS AND COURSES CLASSIFIED BY SEX ON 1ST OCTOBER 1959 - 67

| | 1959 | 1960 | 1961 | 1962 | 1963 | 1964 | 1965 | 1966 | 1967 |
|---|---|---|---|---|---|---|---|---|---|
| REGULAR STUDENTS | | | | | | | | | |
| Total | 203 | 234 | 235 | 326 | 433 | 547 | 574 | 749 | 774 |
| Men | 191 | 215 | 216 | 289 | 364 | 447 | 465 | 601 | 602 |
| Women | 12 | 19 | 19 | 37 | 169 | 100 | 109 | 148 | 172 |
| NUMBER OF EXTRA COURSES (INVOLVING SEPARATE LECTURES) | | | | | | | | | |
| Total | 16 | 12 | 6 | 15 | 15 | 19 | 14 | 31 | 63 |
| Men | 16 | 12 | 6 | 15 | 15 | 19 | 13 | 30 | 60 |
| Women | - | - | - | - | - | - | 1 | 1 | 3 |
| MAN COURSES (INVOLVING SEPARATE LECTURES) | | | | | | | | | |
| Total | 219 | 246 | 241 | 341 | 448 | 566 | 588 | 780 | 837 |
| Men | 207 | 227 | 222 | 304 | 379 | 466 | 478 | 631 | 662 |
| Women | 12 | 19 | 19 | 37 | 69 | 100 | 110 | 149 | 175 |
| OCCASIONAL STUDENTS | | | | | | | | | |
| Total | 43 | 62 | 62 | 67 | 46 | 50 | 50 | 60 | 49 |
| Men | 40 | 55 | 59 | 61 | 43 | 48 | 47 | 57 | 48 |
| Women | 3 | 7 | 3 | 6 | 3 | 2 | 3 | 3 | 1 |
| TOTAL STUDENTS (REGULAR AND OCCASIONAL) | | | | | | | | | |
| Total | 246 | 296 | 297 | 393 | 479 | 597 | 624 | 809 | 823 |
| Men | 231 | 270 | 275 | 350 | 407 | 495 | 512 | 658 | 650 |
| Women | 15 | 26 | 22 | 43 | 72 | 102 | 112 | 151 | 173 |
| TOTAL MAN-COURSES (INCLUDING OCCASIONAL STUDENTS AND EXTRA COURSES INVOLVING SEPARATE LECTURES) | | | | | | | | | |
| Total | 262 | 308 | 303 | 408 | 494 | 616 | 638 | 840 | 886 |
| Men | 247 | 282 | 281 | 365 | 422 | 514 | 525 | 688 | 710 |
| Women | 15 | 26 | 22 | 43 | 72 | 102 | 113 | 152 | 176 |

Source: Royal University of Malta

93. NUMBER OF REGULAR STUDENTS CLASSIFIED BY FACULTY AND SEX ON 1ST OCTOBER, 1959 - 67

| | 1959 | 1960 | 1961 | 1962 | 1963 | 1964 | 1965 | 1966 | 1967 |
|---|---|---|---|---|---|---|---|---|---|
| THEOLOGY | | | | | | | | | |
| Total | 32 | 21 | 26 | 26 | 20 | 19 | 41 | 25 | 55 |
| Men | 32 | 21 | 26 | 26 | 20 | 19 | 41 | 25 | 55 |
| Women | - | - | - | - | - | - | - | - | - |
| LAWS (including L.P.) | | | | | | | | | |
| Total | 20 | 14 | 7 | 15 | 13 | 17 | 18 | 34 | 38 |
| Men | 20 | 14 | 7 | 15 | 13 | 17 | 17 | 33 | 35 |
| Women | - | - | - | - | - | - | 1 | 1 | 3 |
| MEDICINE AND SURGERY (including Pharmacy for 1966/67 onwards) | | | | | | | | | |
| Total | 71 | 66 | 33 | 60 | 63 | 65 | 67 | 130 | 102 |
| Men | 67 | 62 | 31 | 58 | 61 | 60 | 63 | 110 | 82 |
| Women | 4 | 4 | 2 | 2 | 2 | 5 | 4 | 20 | 20 |
| ENGINEERING AND ARCHITECTURE | | | | | | | | | |
| Total | 11 | 10 | 1 | 4 | 9 | 15 | 22 | 24 | 40 |
| Men | 10 | 9 | 1 | 4 | 9 | 15 | 22 | 24 | 40 |
| Women | 1 | 1 | - | - | - | - | - | - | - |
| DENTAL SURGERY | | | | | | | | | |
| Total | 12 | 4 | 5 | 5 | - | 2 | 3 | 7 | 6 |
| Men | 11 | 4 | 5 | 5 | - | 1 | 2 | 7 | 6 |
| Women | 1 | - | - | - | - | 1 | 1 | - | - |
| a) ARTS | | | | | | | | | |
| Total | 38 | 39 | 70 | 75 | 132 | 213 | 222 | 311 | 298 |
| Men | 37 | 37 | 61 | 63 | 109 | 171 | 172 | 241 | 208 |
| Women | 1 | 2 | 9 | 12 | 23 | 42 | 50 | 70 | 90 |
| b) SCIENCE | | | | | | | | | |
| Total | 19 | 80 | 93 | 141 | 196 | 216 | 201 | 218 | 235 |
| Men | 14 | 68 | 85 | 118 | 152 | 164 | 148 | 161 | 176 |
| Women | 5 | 12 | 8 | 23 | 44 | 52 | 53 | 57 | 59 |
| Total Regular | 203 | 234 | 235 | 326 | 433 | 547 | 574 | 749 | 774 |
| Total Men | 191 | 215 | 216 | 289 | 364 | 447 | 465 | 601 | 602 |
| Total Women | 12 | 19 | 19 | 37 | 69 | 100 | 109 | 148 | 172 |

Note: Students registered for two or more courses concurrently are shown in the senior course as follows:
(1) Students registered for Lic.D. and Preliminary Arts/B.A. are shown under 'Theology'
(2) Students registered for LL.D. and B.A. are shown under 'Laws'
(3) Students registered for Preliminary Arts/B.A. and L.P. are shown under 'L.P.'

a) Includes Public Administration for 1959 up to 1967 and preparatory course of arts for 1966 onwards

b) Includes Pharmacy for 1959 up to 1965, and preparatory course of science for 1966 onwards

Source: Royal University of Malta

94. ADMISSION OF REGULAR STUDENTS DURING THE ACADEMIC YEARS: 1965/66 - 1967/68

| Date of Entrance | 1965/66 | | | 1966/67 | | | 1967/68 | | |
|---|---|---|---|---|---|---|---|---|---|
| | M | W | T | M | W | T | M | W | T |
| | PRELIMINARY COURSE OF ARTS/B.A. PART I + 1st YEAR AND JUNIOR COLLEGE (AS FROM 1966/67) | | | | | | | | |
| On 1st October | 28 | 16 | 44 | 35 | 23 | 58 | 21 | 25 | 46 |
| During Year | 6 | 5 | 11 | 2 | - | 2 | 4 | - | 4 |
| Total Arts | 34 | 21 | 55 | 37 | 23 | 60 | 25 | 25 | 50 |
| | PRELIMINARY COURSE OF SCIENCE/B.Sc. PART I - 1ST YEAR AND JUNIOR COLLEGE (AS FROM 1966/67) | | | | | | | | |
| On 1st October | 63 | 19 | 82 | 73 | 30 | 103 | 84 | 29 | 113 |
| During Year | 4 | 1 | 5 | - | - | - | - | - | - |
| Total Science | 67 | 20 | 87 | 73 | 30 | 103 | 84 | 29 | 113 |
| Total Arts and Science | 101 | 41 | 142 | 110 | 53 | 163 | 109 | 54 | 163 |

Source: Royal University of Malta

95. STUDENT NUMBERS ON 1ST OCTOBER 1959/1967, CLASSIFICATION BY FACULTIES

| | 1959 | | | 1960 | | | 1961 | | | 1962 | | | 1963 | | | 1964 | | | 1965 | | | 1966 | | | 1967 | | |
|---|---|---|---|---|---|---|---|---|---|---|---|---|---|---|---|---|---|---|---|---|---|---|---|---|---|---|---|
| | M | W | T | M | W | T | M | W | T | M | W | T | M | W | T | M | W | T | M | W | T | M | W | T | M | W | T |
| **HEOLOGY** | | | | | | | | | | | | | | | | | | | | | | | | | | | |
| nter I | | | | | | | 2 | - | 2 | 3 | - | 3 | 7 | - | 7 | | | | 25 | - | 25 | | | | 32 | - | 32 |
| II | 7 | - | 7 | | | | 4 | - | 4 | 2 | - | 2 | 3 | - | 3 | 6 | - | 6 | | | | 13 | - | 13 | | | |
| III | | | | 6 | - | 6 | | | | 4 | - | 4 | 2 | - | 2 | 3 | - | 3 | 6 | - | 6 | | | | 14 | - | 14 |
| inal I | | | | | | | 5 | - | 5 | | | | 3 | - | 3 | 2 | - | 2 | 2 | - | 2 | 5 | - | 5 | | | |
| II | 15 | - | 15 | | | | | | | 5 | - | 5 | | | | 3 | - | 3 | 2 | - | 2 | 2 | - | 2 | 4 | - | 4 |
| III | | | | 15 | - | 15 | | | | | | | 5 | - | 5 | | | | 3 | - | 3 | 2 | - | 2 | 2 | - | 2 |
| IV | | | | | | | 15 | - | 15 | | | | | | | 5 | - | 5 | | | | 3 | - | 3 | 2 | - | 2 |
| V | 10 | - | 10 | | | | | | | 12 | - | 12 | | | | | | | 3 | - | 3 | | | | 1 | - | 1 |
| TOTAL | 32 | - | 32 | 21 | - | 21 | 26 | - | 26 | 26 | - | 26 | 20 | - | 20 | 19 | - | 19 | 41 | - | 41 | 25 | - | 25 | 55 | - | 55 |
| **AWS** | | | | | | | | | | | | | | | | | | | | | | | | | | | |
| I | 8 | - | 8 | | | | | | | 7 | - | 7 | | | | 11 | - | 11 | | | | 17 | - | 17 | | | |
| II | | | | 7 | - | 7 | | | | | | | 6 | - | 6 | | | | 11 | - | 11 | | | | 17 | - | 17 |
| III | | | | | | | 6 | - | 6 | | | | | | | 5 | - | 5 | | | | 11 | - | 11 | | | |
| IV | 7 | - | 7 | | | | | | | 6 | - | 6 | | | | | | | 5 | - | 5 | | | | 11 | - | 11 |
| V | | | | 7 | - | 7 | | | | | | | 6 | - | 6 | | | | | | | 4 | - | 4 | | | |
| TOTAL | 15 | - | 15 | 14 | - | 14 | 6 | - | 6 | 13 | - | 13 | 12 | - | 12 | 16 | - | 16 | 16 | - | 16 | 32 | - | 32 | 28 | - | 28 |
| **EGAL PROCURATORS** | | | | | | | | | | | | | | | | | | | | | | | | | | | |
| I | | | | | | | 1 | - | 1 | | | | 1 | - | 1 | | | | 1 | 1 | 2 | | | | 7 | 3 | 10 |
| II | 5 | - | 5 | | | | | | | 2 | - | 2 | | | | 1 | - | 1 | | | | 1 | 1 | 2 | | | |
| TOTAL | 5 | - | 5 | | | | 1 | - | 1 | 2 | - | 2 | 1 | - | 1 | 1 | - | 1 | 1 | 1 | 2 | 1 | 1 | 2 | 7 | 3 | 10 |
| **IEDICINE AND SURGERY** | | | | | | | | | | | | | | | | | | | | | | | | | | | |
| nter I | 36 | 3 | 39 | | | | | | | 30 | 1 | 31 | | | | 30 | 4 | 34 | | | | 36 | 2 | 38 | | | |
| II | | | | 34 | 3 | 37 | | | | | | | 33 | 1 | 34 | | | | 33 | 3 | 36 | | | | 38 | 2 | 40 |
| inal I | | | | | | | 31 | 2 | 33 | | | | | | | 30 | 1 | 31 | | | | 37 | 3 | 40 | | | |
| II | 31 | 1 | 32 | | | | | | | 28 | 1 | 29 | | | | | | | 30 | 1 | 31 | | | | 35 | 3 | 38 |
| III | | | | 28 | 1 | 29 | | | | | | | 28 | 1 | 29 | | | | | | | 30 | 1 | 31 | | | |
| TOTAL | 67 | 4 | 71 | 62 | 4 | 66 | 31 | 2 | 33 | 58 | 2 | 60 | 61 | 2 | 63 | 60 | 5 | 65 | 63 | 4 | 67 | 103 | 6 | 109 | 73 | 5 | 78 |
| **RCHITECTURE** | | | | | | | | | | | | | | | | | | | | | | | | | | | |
| nter I | 1 | - | 1 | | | | | | | 2 | - | 2 | | | | 7 | - | 7 | | | | 9 | - | 9 | | | |
| II | | | | 1 | - | 1 | | | | | | | 2 | - | 2 | | | | 8 | - | 8 | | | | 12 | - | 12 |
| inal I | | | | | | | 1 | - | 1 | | | | | | | 2 | - | 2 | | | | 8 | - | 8 | | | |
| II | 3 | 1 | 6 | | | | | | | 1 | - | 1 | | | | | | | 2 | - | 2 | | | | 8 | - | 8 |
| III | | | | 5 | 1 | 6 | | | | | | | 1 | - | 1 | | | | | | | 2 | - | 2 | | | |
| TOTAL | 6 | 1 | 7 | 6 | 1 | 7 | 1 | - | 1 | 3 | - | 3 | 3 | - | 3 | 9 | - | 9 | 10 | - | 10 | 19 | - | 19 | 20 | - | 20 |
| **IPLOMA IN ARCHITECTURE** | | | | | | | | | | | | | | | | | | | | | | | | | | | |
| I | | | | | | | | | | | | | | | | | | | | | | 1 | - | 1 | | | |
| II | | | | | | | | | | | | | | | | | | | | | | | | | | | |
| TOTAL | | | | | | | | | | | | | | | | | | | | | | 1 | - | 1 | | | |

95(Contd.) STUDENT NUMBERS ON 1ST OCTOBER 1959/1967 CLASSIFIED BY FACULTIES

| | 1959 | | | 1960 | | | 1961 | | | 1962 | | | 1963 | | | 1964 | | | 1965 | | | 1966 | | | 1967 | | |
|---|---|---|---|---|---|---|---|---|---|---|---|---|---|---|---|---|---|---|---|---|---|---|---|---|---|---|---|
| | M | W | T | M | W | T | M | W | T | M | W | T | M | W | T | M | W | T | M | W | T | M | W | T | M | W | T |
| B.Sc. (ENGINEERING) | | | | | | | | | | | | | | | | | | | | | | | | | | | |
| Part I | | | | | | | | | | | | | 6 | - | 6 | | | | 6 | - | 6 | | | | 16 | - | 16 |
| II | | | | | | | | | | | | | | | | 6 | - | 6 | | | | 4 | - | 4 | | | |
| III | | | | | | | | | | | | | | | | | | | 6 | - | 6 | | | | 4 | - | 4 |
| TOTAL | | | | | | | | | | | | | 6 | - | 6 | 6 | - | 6 | 12 | - | 12 | 4 | - | 4 | 20 | - | 20 |
| DENTAL SURGERY | | | | | | | | | | | | | | | | | | | | | | | | | | | |
| Inter I | 4 | - | 4 | | | | | | | | | | | | | 1 | - | 1 | | | | 6 | - | 6 | | | |
| II | | | | 4 | - | 4 | | | | | | | | | | | | | 1 | - | 1 | | | | 5 | - | 5 |
| Final I | | | | | | | | | | | | | | | | | | | | | | | | | | | |
| II | | | | | | | 5 | - | 5 | | | | | | | - | 1 | 1 | | | | 1 | - | 1 | | | |
| | 7 | 1 | 8 | | | | | | | 5 | - | 5 | | | | | | | 1 | 1 | 2 | | | | 1 | - | 1 |
| TOTAL | 11 | 1 | 12 | 4 | - | 4 | 5 | - | 5 | 5 | - | 5 | | | | 1 | 1 | 2 | 2 | 1 | 3 | 7 | - | 7 | 6 | - | 6 |
| ARTS | | | | | | | | | | | | | | | | | | | | | | | | | | | |
| Prep. Course I | 8 | - | 8 | 1 | 1 | 2 | 1 | - | 1 | 24 | 5 | 29 | 28 | 11 | 39 | 112 | 26 | 138 | 28 | 16 | 44 | 35 | 23 | 58 | 25 | 25 | 50 |
| II | | | | 9 | - | 9 | 39 | 9 | 48 | 8 | - | 8 | 29 | 5 | 34 | 24 | 10 | 34 | 101 | 19 | 120 | 71 | 22 | 93 | 7 | 6 | 13 |
| Old Regulations | | | | | | | | | | | | | | | | | | | | | | | | | | | |
| Final I | 14 | 1 | 15 | | | | 9 | - | 9 | 37 | 7 | 44 | 11 | - | 11 | 23 | 6 | 29 | 21 | 10 | 31 | 90 | 15 | 105 | 63 | 17 | 80 |
| II | | | | 12 | 1 | 13 | | | | 9 | - | 9 | 37 | 7 | 44 | 11 | - | 11 | 22 | 6 | 28 | 24 | 10 | 34 | 33 | 24 | 57 |
| III | | | | | | | | | | | | | | | | | | | | | | | | | 91 | 15 | 106 |
| M.A. | | | | | | | | | | | | | | | | 7 | - | 7 | 3 | - | 3 | 4 | 1 | 5 | 7 | 2 | 9 |
| New Regulations | | | | | | | | | | | | | | | | | | | | | | | | | | | |
| Final I | | | | | | | | | | | | | | | | | | | | | | | | | 10 | 4 | 14 |
| II | | | | | | | | | | | | | | | | | | | | | | | | | 12 | - | 12 |
| III | | | | | | | | | | | | | | | | | | | | | | | | | | | |
| M.A. | | | | | | | | | | | | | | | | | | | | | | | | | | | |
| TOTAL | 22 | 1 | 23 | 22 | 2 | 24 | 49 | 9 | 58 | 78 | 12 | 90 | 105 | 23 | 128 | 177 | 42 | 219 | 175 | 51 | 226 | 224 | 71 | 295 | 248 | 93 | 341 |
| SCIENCE | | | | | | | | | | | | | | | | | | | | | | | | | | | |
| Prep. Course I | 10 | 2 | 12 | 39 | 5 | 44 | 34 | 4 | 38 | 63 | 17 | 80 | 61 | 25 | 86 | 90 | 24 | 114 | 63 | 19 | 82 | 73 | 30 | 103[a] | 84 | 29 | 113 |
| II | | | | 24 | 4 | 28 | 39 | 4 | 53 | 40 | 2 | 42 | 74 | 14 | 88 | 63 | 21 | 84 | 56 | 26 | 82 | 52 | 19 | 71 | 53 | 18 | 71 |
| Old Regulations | | | | | | | | | | | | | | | | | | | | | | | | | | | |
| Final I | 3 | - | 3 | | | | 2 | - | 2 | 7 | - | 7 | 3 | 1 | 4 | 5 | 3 | 8 | 16 | 1 | 17 | 17 | 4 | 21 | 11 | 4 | 15 |
| II | | | | 2 | - | 2 | | | | 2 | - | 2 | 7 | - | 7 | 2 | 1 | 3 | 6 | 3 | 9 | 14 | 3 | 17 | 14 | 4 | 18 |
| M.Sc. | | | | | | | | | | | | | 1 | - | 1 | | | | 2 | - | 2 | 5 | 1 | 6 | 10 | 1 | 11 |
| New Regulations | | | | | | | | | | | | | | | | | | | | | | | | | | | |
| Final I | | | | | | | | | | | | | | | | | | | | | | | | | 5 | 3 | 8 |
| II | | | | | | | | | | | | | | | | | | | | | | | | | | | |
| III | | | | | | | | | | | | | | | | | | | | | | | | | | | |
| M.Sc. | | | | | | | | | | | | | | | | | | | | | | | | | | | |
| TOTAL | 13 | 2 | 15 | 65 | 9 | 74 | 85 | 8 | 93 | 112 | 19 | 131 | 146 | 40 | 186 | 160 | 49 | 209 | 143 | 49 | 192 | 161 | 57 | 218 | 177 | 59 | 236 |
| PHARMACY | | | | | | | | | | | | | | | | | | | | | | | | | | | |
| I | 4 | 3 | 7 | | | | | | | 6 | 4 | 10 | | | | 4 | 3 | 7 | | | | 7 | 14 | 21 | | | |
| II | | | | 4 | 3 | 7 | | | | | | | 6 | 4 | 10 | | | | 5 | 4 | 9 | | | | 9 | 15 | 24 |
| TOTAL | 4 | 3 | 7 | 4 | 3 | 7 | | | | 6 | 4 | 10 | 6 | 4 | 10 | 4 | 3 | 7 | 5 | 4 | 9 | 7 | 14 | 21 | 9 | 15 | 24 |
| OTHER COURSES (D.P.A. & D.B.A.) | | | | | | | | | | | | | | | | | | | | | | | | | | | |
| I | 28 | - | 28 | | | | | | | | | | 19 | - | 19 | | | | | | | 47 | - | 47[b] | | | |
| II | | | | 26 | - | 26 | | | | | | | | | | 13 | - | 13 | | | | | | | 19 | - | 19 |
| III | | | | | | | 18 | - | 18 | 1 | - | 18 | | | | | | | 10 | - | 10 | | | | | | |
| TOTAL | 28 | - | 28 | 26 | - | 26 | 18 | - | 18 | | | | 19 | - | 19 | 13 | - | 13 | 10 | - | 10 | 47 | - | 47[b] | 19 | - | 19 |

a Includes Preparatory Course in Junior College

b Includes D.P.A. Course

96. AGE CLASSIFICATION OF FRESHMEN ADMITTED DURING THE ACADEMIC YEARS 1965/66, 1966/67, 1967/68

| Age last Birthday | Number of Students | | |
|---|---|---|---|
| | 1965/66 | 1966/67 | 1967/68 |
| 14 | - | - | - |
| 15 | - | 10 | 30 |
| 16 | 38 | 35 | 57 |
| 17 | 47 | 61 | 40 |
| 18 | 22 | 27 | 24 |
| 19 | 25 | 13 | 4 |
| 20 | 9 | 10 | 3 |
| 21 | 2 | 2 | 3 |
| 22 | - | - | - |
| 23 | - | - | 1 |
| Over 23 | 1 | - | 1 |
| TOTAL | 142 | 163 | 163 |

Source: Royal University of Malta

97. DEGREES CONFERRED 1959/60 - 1967/68

| | Theology | | | Laws | | Medicine and Surgery | | Dental Surgery | Engineering & Architecture | | | Arts | | Science | | | |
|---|---|---|---|---|---|---|---|---|---|---|---|---|---|---|---|---|---|
| | D.D. | Lic. D. | B.D. | LL.D. | | M.D. | | B.Ch.D. | B.Arch. | | B.Eng. | B.A. | | B.Sc. | | B.Pharm. | |
| | M. | M. | M. | M. | W. | M. | W. | M. | M. | W. | M. | M. | W. | M. | W. | M. | W. |
| 1959/60 | 1 | 9 | 1 | 1 | - | 2 | - | - | - | - | - | - | - | - | - | - | 1 |
| 1960/61 | 3 | 4 | 15 | - | - | - | - | 7 | - | - | - | - | - | - | - | - | - |
| 1961/62 | - | 1 | - | 7 | - | 25 | 1 | - | 5 | 1 | 2 | 11 | 1 | 2 | - | 4 | 3 |
| 1962/63 | - | 15 | - | - | - | 3 | - | - | - | - | - | 1 | - | - | - | - | - |
| 1963/64 | - | - | 5 | - | - | - | - | 5 | - | - | - | 9 | - | 2 | - | - | - |
| 1964/65 | 1 | - | - | 6 | - | 26 | 1 | - | 1 | - | - | 35 | 7 | 3 | - | 5 | 4 |

| | Theology | | | Laws | | Medicine and Surgery | | | | Dental Surgery | | Engineering & Architecture | | | | Arts | | | | Science | | | |
|---|---|---|---|---|---|---|---|---|---|---|---|---|---|---|---|---|---|---|---|---|---|---|---|
| | D.D. | Lic.D. | B.D. | LL.D. | | M.D. | | B.Pharm. | | B.Ch.D. | | B.Arch | | B.Sc.Eng. | | M.A. | | B.A. | | M.Sc. | | B.Sc. | |
| | M. | M. | M. | M. | W. | M. | W. | M. | W. | M. | W. | M. | W. | M. | W. | M | W | M | W | M | W | M | W |
| 1965/66 | - | 4 | 3 | - | - | 1 | - | - | - | - | - | - | - | - | - | 3 | - | 11 | - | 1 | - | 2 | - |
| 1966/67 | - | - | 2 | - | - | - | - | 4 | 4 | 1 | 1 | - | - | 6 | - | 1 | - | 21 | 6 | 1 | - | 3 | 1 |
| 1967/68 | - | 3 | 2 | 4 | - | 30 | 1 | - | - | - | - | 2 | - | - | - | 2 | - | 20 | 10 | 2 | - | 12 | 2 |

97.(Contd.) DIPLOMAS AWARDED 1959/60 - 1967/68

| Academic Year | Notary Public N.P. | | Legal Procurator L.P. | | Architect & Civil Engineer A. & C.E. | | Public & Social Administration D.P.A. | |
|---|---|---|---|---|---|---|---|---|
| | M | W | M | W | M | W | M | W |
| 1959/60 | - | - | - | - | 9 | - | - | - |
| 1960/61 | 3 | - | 5 | - | - | - | 6 | - |
| 1961/62 | - | - | - | - | 7 | 1 | 6 | - |
| 1962/63 | - | - | - | - | - | - | 1 | - |
| 1963/64 | 3 | - | 2 | - | - | - | 4 | - |
| 1964/65 | - | - | 1 | - | 1 | - | 1 | - |
| 1965/66 | - | - | 1 | - | - | - | 1 | - |
| 1966/67 | 2 | - | - | - | - | - | 2 | - |
| 1967/68 | - | - | 1 | 1 | 2 | - | 3 | - |

98. PERCENTAGE PROPORTION OF WOMEN STUDENTS TO TOTAL STUDENTS ON 1ST OCTOBER, 1959 - 67

| | 1959 | | | 1960 | | | 1961 | | | 1962 | | | 1963 | | | 1964 | | | 1965 | | | 1966 | | | 1967 | | |
|---|---|---|---|---|---|---|---|---|---|---|---|---|---|---|---|---|---|---|---|---|---|---|---|---|---|---|---|
| | W | T | % | W | T | % | W | T | % | W | T | % | W | T | % | W | T | % | W | T | % | W | T | % | W | T | % |
| Theology | - | 32 | - | - | 21 | - | - | 26 | - | - | 26 | - | - | 20 | - | - | 19 | - | - | 41 | - | - | 25 | - | - | 55 | - |
| Laws | - | 15 | - | - | 14 | - | - | 6 | - | - | 13 | - | - | 12 | - | - | 16 | - | - | 16 | - | - | 32 | - | - | 28 | - |
| L.P. | - | 5 | - | - | - | - | - | 1 | - | - | 2 | - | - | 1 | - | - | 1 | - | 1 | 2 | 50.0 | 1 | 2 | 50.0 | 3 | 10 | 30.0 |
| Medicine and Surgery | 4 | 71 | 5.6 | 4 | 66 | 6.1 | 2 | 33 | 6.1 | 2 | 60 | 3.3 | 2 | 63 | 3.2 | 5 | 65 | 7.7 | 4 | 67 | 6.0 | 6 | 109 | 5.5 | 5 | 75 | 6.7 |
| Engineering and Arch. | 1 | 11 | 9.1 | 1 | 10 | 10.0 | - | 1 | - | - | 4 | - | - | 9 | - | - | 15 | - | - | 22 | - | - | 24 | - | - | 40 | - |
| Dental Surgery | 1 | 12 | 8.3 | - | 4 | - | - | 5 | - | - | 5 | - | - | - | - | 1 | 2 | 50.0 | 1 | 3 | 33.3 | - | 7 | - | - | 6 | - |
| Arts | 1 | 23 | 4.3 | 2 | 24 | 8.3 | 9 | 58 | 15.5 | 12 | 75 | 16.0 | 23 | 128 | 18.0 | 42 | 219 | 19.2 | 51 | 226 | 22.6 | 71 | 295 | 24.0 | 93 | 341 | 27.3 |
| Others (D.P.A.) | - | 28 | - | - | 26 | - | - | 18 | - | - | - | - | - | 19 | - | - | 13 | - | - | 10 | - | - | 47 | - | - | 19 | - |
| Science | 2 | 15 | 13.3 | 9 | 74 | 12.2 | 8 | 93 | 8.6 | 19 | 131 | 14.5 | 40 | 186 | 21.5 | 49 | 209 | 23.4 | 49 | 192 | 25.5 | 57 | 218 | 26.1 | 59 | 236 | 25.0 |
| Pharmacy | 3 | 7 | 42.9 | 3 | 7 | 42.9 | - | - | - | 4 | 10 | 40.0 | 4 | 10 | 40.0 | 3 | 7 | 42.9 | 4 | 9 | 44.4 | 14 | 21 | 66.7 | 15 | 24 | 62.5 |
| Total Regular Students | 12 | 203 | 5.9 | 19 | 233 | 8.1 | 19 | 235 | 18.1 | 37 | 326 | 11.3 | 169 | 433 | 13.6 | 100 | 547 | 18.3 | 109 | 574 | 19.0 | 148 | 749 | 19.8 | 172 | 774 | 22.2 |
| Total Man-Courses | 12 | 219 | 5.5 | 19 | 246 | 7.7 | 19 | 241 | 7.9 | 37 | 341 | 10.8 | 69 | 448 | 15.4 | 100 | 566 | 17.7 | 110 | 588 | 18.7 | 149 | 780 | 19.1 | 175 | 837 | 20.9 |
| Total Occasional Students | 3 | 43 | 7.0 | 7 | 62 | 11.3 | 3 | 62 | 14.8 | 6 | 67 | 8.9 | 3 | 46 | 6.5 | 2 | 50 | 4.0 | 3 | 50 | 6.0 | 3 | 60 | 5.0 | 1 | 49 | 2.0 |

Source: Royal University of Malta

99. NUMBER OF REGULAR STUDENTS AND CASUALTIES DURING THE ACADEMIC YEARS 1959/60 - 1966/67

| | 1959/60 | | | 1960/61 | | | 1961/62 | | | 1962/63 | | | 1963/64 | | | 1964/65 | | | 1965/66 | | | 1966/67 | | |
|---|---|---|---|---|---|---|---|---|---|---|---|---|---|---|---|---|---|---|---|---|---|---|---|---|
| | Stud. | Cas. | | Stud. | Cas. | | Stud. | Cas. | | Stud. | Cas. | | Stud. | Cas. | | Stud. | Cas. | | Stud. | Cas. | | Stud. | Cas. | |
| | No. | No. | % | No. | No. | % | No. | No. | % | No. | No. | % | No. | No. | % | No. | No. | % | No. | No. | % | No. | No. | % |
| THEOLOGY | | | | | | | | | | | | | | | | | | | | | | | | |
| Intermediate | 7 | 1 | 14.3 | 6 | - | - | 6 | - | - | 9 | - | - | 12 | 1 | 8.3 | 9 | - | - | 31 | - | - | 13 | - | - |
| Final | 25 | - | - | 15 | - | - | 20* | - | - | 17* | - | - | 8 | - | - | 10* | 1 | 10.0 | 10* | - | - | 12* | - | - |
| LAWS | | | | | | | | | | | | | | | | | | | | | | | | |
| L.P. | 5* | - | - | - | - | - | 1 | - | - | 2* | - | - | 1 | - | - | 1 | - | - | 2 | - | - | 2* | - | - |
| Laws I | 8 | 1 | 12.5 | - | - | - | - | - | - | 7 | - | - | - | - | - | 11 | - | - | - | - | - | 17 | - | - |
| Laws Other & N.P. | 7 | - | - | 14* | 1 | 7.1 | 6 | - | - | 6 | - | - | 12* | - | - | 5 | - | - | 16* | - | - | 15* | - | - |
| MEDICINE AND SURGERY | | | | | | | | | | | | | | | | | | | | | | | | |
| Intermediate | 39 | 3 | 7.7 | 37 | 5 | 13.5 | - | - | - | 31 | 4 | 13.0 | 34 | - | - | 34 | 1 | 3.0 | 36 | - | - | 38 | - | - |
| Final | 32 | 3 | 9.4 | 29* | - | - | 33 | 4 | 12.1 | 29 | - | - | 29* | - | - | 31 | 1 | 3.2 | 31 | - | - | 71* | 1 | 1.4 |
| DENTAL SURGERY | | | | | | | | | | | | | | | | | | | | | | | | |
| Intermediate | 4 | - | - | 4 | - | - | - | - | - | - | - | - | - | - | - | 1 | - | - | 1 | - | - | 6 | - | - |
| Final | 8* | 1 | 12.5 | - | - | - | 5 | - | - | 5* | - | - | - | - | - | 1 | - | - | 2* | - | - | 1 | - | - |
| ENGINEERING AND ARCH. | | | | | | | | | | | | | | | | | | | | | | | | |
| Inter Arch. & A. & C.E. | 1 | - | - | 1 | - | - | - | - | - | 2 | - | - | 2 | - | - | 7 | - | - | 8 | - | - | 9 | - | - |

UNIVERSITY

99(Contd.) NUMBER OF REGULAR STUDENTS AND CASUALTIES DURING THE ACADEMIC YEARS: 1959/60 - 1966/67

| | 1959/60 | | | 1960/61 | | | 1961/62 | | | 1962/63 | | | 1963/64 | | | 1964/65 | | | 1965/66 | | | 1966/67 | | |
|---|---|---|---|---|---|---|---|---|---|---|---|---|---|---|---|---|---|---|---|---|---|---|---|---|
| | Stud. | Cas. | | Stud. | Cas. | | Stud. | Cas. | | Stud. | Cas. | | Stud. | Cas. | | Stud. | Cas. | | Stud. | Cas. | | Stud. | Cas. | |
| | No. | No. | % | No. | No. | % | No. | No. | % | No. | No. | % | No. | No. | % | No. | No. | % | No. | No. | % | No. | No. | % |
| ENGINEERING AND ARCHITECTURE | | | | | | | | | | | | | | | | | | | | | | | | |
| Final Arch. & A. & C.E. | 6 | - | - | 6* | - | - | 11 | - | - | 1 | - | - | 1* | - | - | 2 | - | - | 2 | - | - | 10* | - | - |
| Final Engineering | 2 | - | - | 2* | - | - | - | - | - | - | - | - | - | - | - | - | - | - | - | - | - | - | - | - |
| B.Sc. Engineering | - | - | - | - | - | - | - | - | - | - | - | - | 6 | - | - | 6 | - | - | 12* | - | - | 4 | - | - |
| Diploma in Architecture | - | - | - | - | - | - | - | - | - | - | - | - | - | - | - | - | - | - | - | - | - | 7 | 7 | 100.0 |
| ARTS | | | | | | | | | | | | | | | | | | | | | | | | |
| Preliminary/B.A. | 8 | 1 | 12.5 | 11 | - | - | 49 | - | - | 37 | - | - | 73 | - | - | 172 | - | - | 164 | 4 | 2.4 | 151 | 5 | 3.3 |
| Final B.A. (Gen.) | 15 | 2 | 13.3 | 13* | 1 | 7.7 | 7 | - | - | 43* | - | - | 45* | - | - | 27* | 1 | 3.7 | 33* | - | - | 103* | - | - |
| Final B.A. (Hons.) | - | - | - | - | - | - | 2* | - | - | 10* | - | - | 10* | - | - | 13* | - | - | 26* | - | - | 36* | - | - |
| M.A. | - | - | - | - | - | - | - | - | - | - | - | - | - | - | - | 7 | - | - | 3* | - | - | 3* | - | - |
| Other Courses (D.P.A.) | 28* | - | - | 26 | 3 | 11.5 | 18 | 1 | 5.5 | - | - | - | 19 | - | - | 13* | - | - | 10* | - | - | 47 | - | - |
| SCIENCE | | | | | | | | | | | | | | | | | | | | | | | | |
| Preliminary/B.Sc. | 12 | - | - | 72 | 8 | 11.1 | 91 | 6 | 6.6 | 122 | 12 | 14.6 | 174 | - | - | 198 | - | - | 164 | 6 | 3.6 | 174 | - | - |
| Final B.Sc. | 3 | - | - | 2* | - | - | 2 | - | - | 9* | 2 | 22.2 | 11* | 1 | 9.1 | 11* | 1 | 9.1 | 26* | 5 | 19.2 | 38* | 3 | 7.9 |
| M.Sc. | - | - | - | - | - | - | - | - | - | - | - | - | 1 | - | - | - | - | - | 2* | - | - | 6* | - | - |
| B. Pharm | 7 | - | - | 7* | - | - | - | - | - | 10 | 2 | 20.0 | 10* | - | - | 7 | - | - | 9* | 1 | 11.1 | 21 | - | - |
| Total Man-Courses | 219 | 12 | 5.5 | 246 | 18 | 7.3 | 241 | 11 | 4.6 | 341 | 20 | 58.6 | 448 | 2 | 0.5 | 566 | 5 | 0.9 | 533 | 16 | 2.7 | 780 | 9 | 1.2 |

Notes: * Indicates that a course was completed and that a number of students graduated or were awarded Diplomas

Source: Royal University of Malta

100. SUMMARY TABLE SHOWING CLASSIFICATION OF TEACHING STAFF BY FACULTIES 1959/60 - 1967/68

| Faculty | 1959/60 | 1960/61 | 1961/62 | 1962/63 | 1963/64 | 1964/65 | 1965/66 | 1966/67 | 1967/68 |
|---|---|---|---|---|---|---|---|---|---|
| Theology | 8 | 8 | 8 | 9 | 8 | 8 | 9 | 10 | 11 |
| [illegible] | [illegible] | [illegible] | | [illegible] | | | | [illegible] | [illegible] |
| Laws | 8 | 9 | 8 | 7 | 7 | 8 | 8 | 8 | 10 |
| [illegible] | [illegible] | [illegible] | | | | | | | |
| Medicine and Surgery | 22 | 22 | 21 | 28 | 25 | 32 | 34 | 40 | 49 |
| Engine. and Archit. | 5 | 6 | 6 | 6 | 4 | 7 | 5 | 5 | 6 |
| M.C.A.S.T. Teachers | - | - | - | - | 6 | 11 | 10 | 10 | 11 |
| Dental Surgery | 3 | 2 | 2 | 2 | 3 | 3 | 4 | 5 | 6 |
| Arts | 11 | 11 | 10 | 10 | 13 | 16 | 23 | 34 | 42 |
| Science | 10 | 10 | 11 | 14 | 16 | 22 | 23 | 29 | 30 |
| TOTAL | 67 | 68 | 66 | 76 | 83 | 107 | 116 | 141 | 165 |

Source: Royal University of Malta

101. MEMBERS OF THE TEACHING STAFF CLASSIFIED BY STATUS: 1959/60 - 1967/68

| | 1959/60 | 1960/61 | 1961/62 | 1962/63 | 1963/64 | 1964/65 | 1965/66 | 1966/67 | 1967/68 |
|---|---|---|---|---|---|---|---|---|---|
| Professors | 29 | 31 | 30 | 29 | 26 | 25 | 27 | 28 | 27 |
| Lecturers | 17 | 21 | 20 | 20 | 26 | 40 | 42 | 45 | 38 |
| Temporary Lecturers | 9 | 6 | 8 | 12 | 11 | 12 | 22 | 38 | 60 |
| Temp. lect./Demonstrators | - | - | - | - | - | - | - | - | - |
| Assistant Lecturers | - | - | - | 2 | 2 | 2 | 5 | 5 | 8 |
| M.C.A.S.T. Teachers | - | - | - | - | 6 | 11 | 10 | 10 | 11 |
| Demonstrators | 5 | 5 | 4 | 5 | 8 | 8 | 8 | 4 | - |
| Temporary Demonstrators | 7 | 5 | 4 | 3 | 4 | 9 | 4 | 11 | 16 |
| Research/Assistants | - | - | - | - | - | - | - | - | 5 |
| TOTAL | 67 | 68 | 66 | 76 | 83 | 107 | 116 | 141 | 169 |

102. EXEMPTION FROM PAYMENT OF FEES AND ESTIMATED COST: 1959/60 - 1967/68

| Year | Total Regular Students 1st. Oct. | Total Applications for Exemption | Exemption Granted | | | | Exemption Not Granted | Cost £ |
|---|---|---|---|---|---|---|---|---|
| | | | Full | Three Qts. | Half | One Quarter | | |
| 1959/60 | 203 | 10 | 5 | 2 | - | - | 3 | 161 |
| 1960/61 | 234 | 13 | 5 | - | 2 | - | 6 | 173 |
| 1961/62 | 235 | 27 | 10 | - | 6 | - | 11 | 537 |
| 1962/63 | 326 | 49 | 14 | 4 | 16 | 1 | 14 | 1,065 |
| 1963/64 | 433 | 46 | 24 | 3 | 1 | 1 | 17 | 1,178 |
| 1964/65 | 547 | 73 | 39 | 4 | 2 | - | 28 | 1,884 |
| 1965/66 | 574 | 73 | 35 | - | 3 | - | 32 | 1,975 |
| 1966/67 | 749 | 88 | 49 | - | 25 | - | 14 | 3,500 |
| 1967/68 | 774 | 154 | 59 | - | 9 | 45 | 21 | 3,682 |

Source: Royal University of Malta

## 103. STATEMENT OF REVENUE AND EXPENDITURE FOR THE ACADEMIC YEARS: 1959/60 - 1967/68

| | 1959/60 | 1960/61 | 1961/62 | 1962/63 | 1963/64 | 1964/65 | 1965/66 | 1966/67 | 1967/68 |
|---|---|---|---|---|---|---|---|---|---|
| Balance in hand on 1st October | 12,929 | 15,605 | 5,716 | 23,344 | 29,806 | 20,365 | 36,095 | 26,953 | 25,620 |
| Revenue: | | | | | | | | | |
| Registration and other fees | 6,526 | 10,425 | 12,156 | 17,197 | 20,033 | 26,850 | 27,272 | 29,720 | 26,806 |
| Government Grant | 60,000 | 86,000 | 112,000 | 112,000 | 112,000 | 161,000 | 167,000 | 205,000 | 273,300 |
| Expenditure: | | | | | | | | | |
| Personal Emoluments | 46,490 | 71,729 | 78,907 | 93,231 | 101,441 | 123,927 | 149,691 | 178,042 | 224,123 |
| Other Charges | 17,360 | 34,495 | 27,711 | 29,503 | 40,032 | 48,194 | 53,723 | 58,011 | 81,972 |
| Surplus (+) or Deficit (-) | + 2,676 | - 9,799 | + 17,538 | + 6,462 | - 9,440 | + 15,729 | - 9,141 | - 1,333 | + 19,631 |

## 104. BALANCE IN HAND ON 1ST OCTOBER 1959 - 1967 AND REVENUE AND EXPENDITURE FOR THE ACADEMIC YEARS 1959/60 - 1967/68

Thousand £

| | | | | | | | | | |
|---|---|---|---|---|---|---|---|---|---|
| 1. Balance in hand on 1st October | 12.9 | 15.6 | 5.7 | 23.3 | 29.8 | 20.3 | 36.6 | 26.9 | 25.6 |
| 2. Income | 66.5 | 96.4 | 124.2 | 129.2 | 132.0 | 187.8 | 194.2 | 234.7 | 300.1 |
| (a) Government Grant | 60.0 | 86.0 | 112.0 | 112.0 | 112.0 | 161.0 | 167.0 | 205.0 | 273.3 |
| (b) Attendance Fees | 4.4 | 7.6 | 9.9 | 13.6 | 15.0 | 20.1 | 18.8 | 22.1 | 16.9 |
| (c) Examination Fees | 1.7 | 2.4 | 1.5 | 1.8 | 2.7 | 1.0 | 3.2 | 3.1 | 3.4 |
| (d) Other Income | 0.4 | 0.4 | 0.8 | 1.8 | 2.2 | 5.7 | 6.0 | 4.5 | 6.5 |
| 3. Expenditure (Actual) | 63.8 | 106.2 | 106.6 | 122.7 | 141.5 | 172.1 | 205.4 | 236.5 | 306.1 |
| (a) Personal Emoluments | | | | | | | | | |
| Administration | 17.6 | 22.6 | 32.7 | 36.6 | 41.7 | 50.4 | 57.1 | 66.8 | 98.9 |
| Teaching staff | 28.9 | 49.1 | 46.2 | 56.6 | 59.7 | 73.5 | 92.5 | 111.2 | 125.2 |
| Arrears of salaries | 0.3 a) | 15.0 b) | | | | | | | 11.3 c) |
| (b) Other Charges | 17.0 | 19.5 | 27.7 | 29.5 | 40.0 | 48.2 | 53.7 | 58.0 | 70.7 |

(a) 1.10.47 to 30.9.58
(b) 1. 4.59 to 30.9.60
(c) 1. 4.66 to 31.3.68

105. NUMBER OF STUDENTS ATTENDING TRAINING COLLEGES FOR TEACHERS: 1962/63 - 1967/68

| College | Scholastic Year | | | | | | | | | | | | | | | | | | | | | | | |
|---|---|---|---|---|---|---|---|---|---|---|---|---|---|---|---|---|---|---|---|---|---|---|---|---|
| | 1962/63 | | | | 1963/64 | | | | 19664/65 | | | | 1965/66 | | | | 1966/67 | | | | 1967/68 | | | |
| | Two Year Course | | | | Two Year Course | | | | Two Year Course | | | | Two Year Course | | | | Two Year Course | | | | Two Year Course | | | |
| | 1st Year | | 2nd Year | | 1st Year | | 2nd Year | | 1st Year | | 2nd Year | | 1st Year | | 2nd Year | | 1st Year | | 2nd Year | | 1st Year | | 2nd Year | |
| | M | F | M | F | M | F | M | F | M | F | M | F | M | F | M | F | M | F | M | F | M | F | M | F |
| St. Michael's College | 60 | - | 60 | - | 66 | - | 58 | - | 65 | - | 65 | - | 65 | - | 65 | - | 65 | - | 65 | - | 65 | - | 65 | - |
| Mater Admirabilis College | - | 120 | - | 120 | - | 123 | - | 121 | - | 125 | - | 135 | - | 130 | - | 130 | - | 125 | - | 130 | - | 131 | - | 130 |

Source: Department of Education

I06. REVENUE AND EXPENDITURE OF PRIVATE SCHOOLS 1966/67 - 1967/68

| Revenue | 1966/67* | 1967/68 | Expenditure | 1966/67* | 1967/68 |
|---|---|---|---|---|---|
| | £000 | £000 | | £000 | £000 |
| 1. Tuition fees | 195 | 202 | A. Recurrent Expenditure | | |
| 2. Other private receipts | 18 | 13 | 1. Administration | 20 | 23 |
| 3. Private gifts, endowments, etc. | 12 | 14 | 2. For Instruction | 129 | 144 |
| 4. Other Private Sources | 31 | 29 | 3. Other | 124 | 115 |
| 5. Loans and grants | 70 | 71 | B. Capital Expenditure | 33 | 35 |
| | | | C. Debt Service | 20 | 12 |
| TOTAL | 326 | 329 | | 326 | 329 |

* Revised Figures

107. ANNUAL COST PER PUPIL IN GOVERNMENT SCHOOLS: 1963/64 - 1967/68

| Type of School | 1963/64 | | | 1964/65 | | | 1965/66 | | | 1966/67 | | | 1967/68 | | |
|---|---|---|---|---|---|---|---|---|---|---|---|---|---|---|---|
| | £. | s. | d. | £. | s. | d. | £. | s. | d. | £. | s. | d. | £. | s. | d. |
| Primary | 26. | 11. | 6. | 25. | [illegible] | 5. | 33. | 9. | 0. | 34. | 11. | 7. | 39. | 13. | 9. |
| Lyceum/Grammar | 51. | 15. | 3. | 54. | 18. | 9. | 51. | 10. | 9. | 57. | 18. | 2. | 53. | 16. | 8. |
| Technical * | 64. | 4. | 2. | 70. | 8. | 1. | 79. | 10. | 6. | 77. | 17. | 9. | 81. | 18. | 6. |

* Based on students attending the Technical Schools and the Apprenticeship School

| Detail of Expenditure | 1963/64 | | | 1964/65 | | | 1965/66 | | | 1966/67 | | | 1967/68 | | |
|---|---|---|---|---|---|---|---|---|---|---|---|---|---|---|---|
| | Recurrent | | Capital | Recurrent | | Capital | Recurrent | | Capital | Recurrent | | Capital | Recurrent | | Capital |
| | Personal Emoluments | Other Charges and Special Expenditure | | Personal Emoluments | Other Charges and Special Expenditure | | Personal Emoluments | Other Charges and Special Expenditure | | Personal Emoluments | Other Charges and Special Expenditure | | Personal Emoluments | Other Charges and Special Expenditure | |
| Office of the Minister | 4,607 | 1,221 | | 4,683 | 1,339 | | 5,190 | 11,109 | | 6,847 | 8,788 | | 8,243 | 21,605 | |
| Primary, Lyceum and Grammar Schools | 1,292,038 | 327,432 | 317,143 | 1,332,944 | 333,827 | 177,230 | 1,475,150 | 349,969 | 146,082 | 1,516,123 | 351,537 | 193,147 | 1,584,622 | 380,352 | 246,564 |
| Administrative | 36,636 | 119,099 | | 37,241 | 125,419 | | 41,861 | 124,034 | | 41,643 | 116,039 | | 49,446 | 121,549 | |
| Primary Schools | 1,097,508 | 103,077 | | 1,136,084 | 100,585 | | 1,250,755 | 106,050 | | 1,278,733 | 111,542 | | 1,333,997 | 1,119,871 | |
| Training of Male Teachers | - | 20,859 | | - | 21,572 | | - | 26,177 | | - | 30,072 | | - | 39,111 | |
| Training of Female Teachers | - | 34,414 | | - | 36,114 | | - | 36,895 | | - | 36,118 | | - | 42,178 | |
| Lyceum and Grammar Schools | 153,744 | 21,224 | | 155,405 | 18,230 | | 177,928 | 21,138 | | 191,067 | 22,740 | | 196,987 | 23,085 | |
| Youth Service Organisation | 4,150 | - | | 4,214 | - | | 4,606 | - | | 4,680 | - | | 4,192 | - | |
| Subsides to Private Secondary Schools | | 28,759 | | | 31,907 | | | 35,675 | | | 35,026 | | | 34,558 | |
| Technical Schools | 217,123 | 95,260 | 509,706 | 255,223 | 91,496 | 338,444 | 309,465 | 102,305 | 285,459 | 364,560 | 109,970 | 281,124 | 405,815 | 127,774 | 186,827 |
| Administration | 9,053 | - | | 9,176 | - | | 8,235 | - | | 7,983 | - | | 8,604 | - | |
| Technical Schools | 162,944 | 76,495 | | 178,834 | 73,401 | | 214,998 | 81,129 | | 253,764 | 88,454 | | 274,937 | 104,767 | |
| St. Patrick Industrial School | 5,099 | 16,163 | | 5,122 | 15,429 | | 5,635 | 18,650 | | 6,162 | 18,675 | | 6,318 | 19,010 | |
| School of Art | 1,759 | 2,601 | | 1,811 | 2,666 | | 1,994 | 2,526 | | 1,984 | 2,841 | | 2,069 | 3,997 | |
| M.C.A.S.T. | 38,268 | | | 60,280 | | | 78,603 | | | 94,667 | | | 113,887 | | |
| R.U.M. | | 112,000 | [illegible] | | 140,000 | 148,281 | | 154,000 | 347,277 | | 180,000 | 295,626 | | 246,017 | 364,124 |
| TOTAL | 1,513,770 | 535,913 | 826,849 | 1,592,850 | 566,662 | 663,955 | 1,789,805 | 617,383 | 778,818 | 1,887,531 | 650,295 | 769,897 | 1,998,680 | 775,748 | 797,515 |

## FORMS SUPPLIED TO EDUCATIONAL ESTABLISHMENTS FOR COMPILATION OF THE STATISTICAL DATA SHOWN IN THIS PUBLICATION

| | |
|---|---|
| Form 1 | Government Primary Schools - Premises, classes, teaching staff and 'summer' school - leavers. |
| Form 2 | Government Primary Schools - Pupils by age, sex, detail of admission cause of leaving, if any, and data on distribution of nourishments. |
| Form 3 | Private Schools - Premises, classes, teaching staff and 'summer' school - leavers |
| Form 4 | Private Schools - Pupils by age, sex, detail of admission and cause of leaving, if any. |
| Form 5 | Government Lyceum, Grammar and Secondary Technical Schools - Premises, classes, teaching staff and 'summer' school leavers. |
| Form 6 | Government Lyceum, Grammar and Secondary Technical Schools - Students by age, sex, detail of admission and cause of leaving, if any. |
| Form 7 | Government Industrial Training Centres - Teaching Staff and 'summer' school - leavers. |
| Form 8 | Government Industrial Training Centres - Trainees by designation of course, age, educational qualifications and cause of leaving. |
| Form 9 | Government Technical Institutes - Premises, classes, teaching staff and 'summer' school - leavers. |
| Form 10 | Government Technical Institutes - Students by age, sex, detail of admission and cause of leaving, if any. |
| Form 11 | Government Evening Classes - Pupils, teachers, subjects taught and length of course. |

Questionnaire on Statistics of Educational Finance, 1966.

# EDUCATIONAL STATISTICS

## 1967/68 SCHOOL YEAR

## GOVERNMENT PRIMARY SCHOOLS

*THIS FORM IS TO BE FILLED IN BY THE HEAD TEACHER*

## PART I. PARTICULARS OF SCHOOL AND SCHOOL PREMISES

NAME OF SCHOOL

LOCALITY

### TYPE OF SCHOOL

(Indicate by means of an (x) in appropriate box)

. Boys
. Girls
. Infants
4. Boys and Girls
5. Girls and Infants
6. Boys and Infants
7. Boys, Girls, Infants

### PREMISES

1. Total No. of Premises
2. No. of Government-owned Premises
3. No. of Privately-owned Premises

### ROOMS

(Put the number of Rooms in the box provided near the type. Rooms should be classified against the heading of their main use e.g. A classroom used daily as such and occasionally as a workshop should be classified as a classroom).

1. Classrooms
2. Workshops
3. Needlework and Domestic Science
4. Laboratories
5. Offices
6. Staff Rooms
7. Store Rooms
8. Other Rooms
9. Total

### PLAYGROUND

1. Is School provided with playground? (Put an (x) in appropriate box) — 1. Yes 2. No
2. If yes, state approx. area in Sq. Yds. — sq. yds.
3. Is playground shared? — 1. Yes 2. No
4. If shared, name other Schools

### CLASSES

Number of classes (as on 30th June, 1968

## PART II. STAFF

| SERIAL NUMBER | SEX (For Male put 1.) (For Female p.2.) | GRADE Head Teacher 1. Sch. Ass. p.2. Teacher p.3 | STATUS* (See Note below) | AGE | CLASS TAUGHT | SERIAL NUMBER | SEX | GRADE | STATUS | AGE | CLASS TAUGHT |
|---|---|---|---|---|---|---|---|---|---|---|---|
| 1. | | | | | | 10. | | | | | |
| 2. | | | | | | 11. | | | | | |
| 3. | | | | | | 12. | | | | | |
| 4. | | | | | | 13. | | | | | |
| 5. | | | | | | 14. | | | | | |
| 6. | | | | | | 15. | | | | | |
| 7. | | | | | | 16. | | | | | |
| 8. | | | | | | 17. | | | | | |
| 9. | | | | | | 18. | | | | | |

*NOTE. A CONTINUATION SHEET FOR OTHER MEMBERS OF YOUR STAFF IS PROVIDED OVERLEAF*

* *STATUS of STAFF: For Headteacher or School Assistant in charge of a School put 0; For Teacher in Charge of a School put 1; For Helper to Head Teacher put 2; For permanent Teacher in charge of a class put 3; For a Permanent Teacher not in charge of a class put 4; For a Temporary Teacher in charge of a class put 5; and for a Temporary Teacher not in charge of a class put 6.*

PART II. STAFF . (CONTINUATION SHEET)

| SERIAL NUMBER | SEX | GRADE | STATUS | AGE | CLASS TAUGHT | SERIAL NUMBER | SEX | GRADE | STATUS | AGE | CLASS TAUGHT |
|---|---|---|---|---|---|---|---|---|---|---|---|
| 19. | | | | | | 30. | | | | | |
| 20. | | | | | | 31. | | | | | |
| 21. | | | | | | 32. | | | | | |
| 22. | | | | | | 33. | | | | | |
| 23. | | | | | | 34. | | | | | |
| 24. | | | | | | 35. | | | | | |
| 25. | | | | | | 36. | | | | | |
| 26. | | | | | | 37. | | | | | |
| 27. | | | | | | 38. | | | | | |
| 28. | | | | | | 39. | | | | | |
| 29. | | | | | | 40. | | | | | |

PART III. SCHOOL LEAVERS

*HEADTEACHERS are requested to give the following particulars on those pupils who left school between the 16th July, 1967 and the 14th September, 1967 i.e. during the long vacation before the current school year.*

***VERY IMPORTANT.*** *In this Section please include also those pupils who had completed course or were proceeding to another school at the end of the last school year.*

| SERIAL NUMBER | AGE | SEX For Boy put 1 For Girl put 2 | CLASS last attended in this School | CAUSE AND DATE OF LEAVING (Put a cross (X) in appropriate column) | | | | | | | | | | |
|---|---|---|---|---|---|---|---|---|---|---|---|---|---|---|
| | | | | Emigrated | Completed course | Exempted | Deceased | Entered Lyceum, Grammar or Sec. Tech. | Entered Technical School | Entered Private School | Transferred | Other causes | Month | Year |
| | | | | 1 | 2 | 3 | 4 | 5 | 6 | 7 | 8 | 9 | | |
| 1. | | | | | | | | | | | | | | |
| 2. | | | | | | | | | | | | | | |
| 3. | | | | | | | | | | | | | | |
| 4. | | | | | | | | | | | | | | |
| 5. | | | | | | | | | | | | | | |
| 6. | | | | | | | | | | | | | | |
| 7. | | | | | | | | | | | | | | |
| 8. | | | | | | | | | | | | | | |

* *Transferred to another Government Primary School*

PART III. SCHOOL LEAVERS (CONTINUATION SHEET)

| RIAL MBER | AGE | SEX (For Boy put 1) (For Girl put 2) | CLASS last attended in this school | CAUSE AND DATE OF LEAVING (Put a cross (X) in appropriate column) | | | | | | | | | | |
|---|---|---|---|---|---|---|---|---|---|---|---|---|---|---|
| | | | | Emigrated | Completed Course | Exempted | Deceased | Entered Lyceum, Grammar or Sec. Tech. | Entered Technical School | Entered Private School | * Transferred | Other Causes | Month | Year |
| | | | | 1 | 2 | 3 | 4 | 5 | 6 | 7 | 8 | 9 | | |
| | | | | | | | | | | | | | | |
| | | | | | | | | | | | | | | |
| | | | | | | | | | | | | | | |
| | | | | | | | | | | | | | | |
| | | | | | | | | | | | | | | |
| | | | | | | | | | | | | | | |
| | | | | | | | | | | | | | | |
| | | | | | | | | | | | | | | |
| | | | | | | | | | | | | | | |
| | | | | | | | | | | | | | | |
| | | | | | | | | | | | | | | |
| | | | | | | | | | | | | | | |
| | | | | | | | | | | | | | | |
| | | | | | | | | | | | | | | |
| | | | | | | | | | | | | | | |
| | | | | | | | | | | | | | | |
| | | | | | | | | | | | | | | |
| | | | | | | | | | | | | | | |
| | | | | | | | | | | | | | | |
| | | | | | | | | | | | | | | |
| | | | | | | | | | | | | | | |
| | | | | | | | | | | | | | | |
| | | | | | | | | | | | | | | |
| | | | | | | | | | | | | | | |
| | | | | | | | | | | | | | | |
| | | | | | | | | | | | | | | |

* *Transferred to another Government Primary School*

Signature of Head teacher _____

PART III. SCHOOL LEAVERS (CONTINUATION SHEET)

| ERIAL UMBER | AGE | SEX (For Boy put 1) (For Girl put 2) | CLASS last attended in this school | CAUSE AND DATE OF LEAVING (Put a cross (X) in appropriate column) | | | | | | | | | | |
|---|---|---|---|---|---|---|---|---|---|---|---|---|---|---|
| | | | | Emigrated | Completed Course | Exempted | Deceased | Entered Lyceum, Grammar or Sec. Tech. | Entered Technical School | Entered Private School | * Transferred | Other Causes | Month | Year |
| | | | | 1 | 2 | 3 | 4 | 5 | 6 | 7 | 8 | 9 | | |
| | | | | | | | | | | | | | | |
| | | | | | | | | | | | | | | |
| | | | | | | | | | | | | | | |
| | | | | | | | | | | | | | | |
| | | | | | | | | | | | | | | |
| | | | | | | | | | | | | | | |
| | | | | | | | | | | | | | | |
| | | | | | | | | | | | | | | |
| | | | | | | | | | | | | | | |
| | | | | | | | | | | | | | | |
| | | | | | | | | | | | | | | |
| | | | | | | | | | | | | | | |
| | | | | | | | | | | | | | | |
| | | | | | | | | | | | | | | |
| | | | | | | | | | | | | | | |
| | | | | | | | | | | | | | | |
| | | | | | | | | | | | | | | |
| | | | | | | | | | | | | | | |
| | | | | | | | | | | | | | | |
| | | | | | | | | | | | | | | |
| | | | | | | | | | | | | | | |
| | | | | | | | | | | | | | | |
| | | | | | | | | | | | | | | |
| | | | | | | | | | | | | | | |
| | | | | | | | | | | | | | | |
| | | | | | | | | | | | | | | |

* *Transferred to another Government Primary School*

Signature of Head teacher

# EDUCATIONAL STATISTICS 1967/68 SCHOOL YEAR

FORM 2

## GOVERNMENT PRIMARY SCHOOLS

*THIS FORM IS TO BE FILLED IN BY EVERY TEACHER IN CHARGE OF A CLASS*

### PART I. SCHOOL AND CLASS

. **Type of School** [ ]

. **Locality** [ ]

. **Class** [ ]

. **Number of Pupils in Class:-**

(Put number in the box provided against each item)

(i) On the 15th September 1967 (first day of school) [ ]

(ii) Admitted between 15th September 1967 (first day of school) and 15th July, 1968 (last day of school) [ ]

(iii) Left class between 15th September 1967 (first day of school ) and 15th July, 1968 (last day of school) [ ]

(iv) Total number on 15th July, 1968 (last day of school) [ ]

(v) Number of pupils taking Italian or French

| | Italian | French |
|---|---|---|
| Boys | | |
| Girls | | |

### PART II. PUPILS

*Note: THIS SECTION SHOULD CONTAIN DETAILS ON EVERY PUPIL IN ITEMS 4 (i) AND (ii) ABOVE*

| RIAL WBER | AGE | SEX For Boy put 1 For Girl put 2 | PROMOTED* REPEATER or NEW (See note below) | Distribution of (Put an (x) where applicable) | | | Number of Morning and Afternoon Sessions Absent | Cause of leaving (if any) For pupils in Item 4 (iii) only (Insert (x) in appropriate col) | | | | | | Month of Leaving | |
|---|---|---|---|---|---|---|---|---|---|---|---|---|---|---|---|
| | | | | Milk | Cod Liver Oil | Vitamin Tablets | | Emigrated (1) | Exempted (3) | Deceased (4) | Entered a Private School (7) | Transferred (8) | Other Causes (9) | Month | Year |
| 1. | | | | | | | | | | | | | | | |
| 2. | | | | | | | | | | | | | | | |
| 3. | | | | | | | | | | | | | | | |
| 4. | | | | | | | | | | | | | | | |
| 5. | | | | | | | | | | | | | | | |
| 6. | | | | | | | | | | | | | | | |

**PROMOTED, REPEATER or NEW:* *In this column please state whether pupil has started the school year either on promotion from a lower class, has repeated the class or is new to the School. Insert 1 for promoted; 2 for repeater; 3 for new pupils who never attended ANY school before; and 4 for new pupils admitted from other schools.*

PART II. PUPILS (CONTINUED)

| RIAL MBER | AGE | SEX (For Boy put 1) (For Girl put 2) | PROMOTED REPEATER or NEW (See Note) | Distribution of (Put an (x) where applicable) | | | Number of Morning and Afternoon Sessions Absent | Cause of leaving (if any) For pupils in Item 4 (iii) only (Insert (x) in appropriate col) | | | | | | Month of Leaving | |
|---|---|---|---|---|---|---|---|---|---|---|---|---|---|---|---|
| | | | | Milk | Cod Liver Oil | Vitamin Tablets | | Emigrated (1) | Exempted (3) | Deceased (4) | Entered Private School (7) | Transferred (8) | Other Causes (9) | Month | Year |
| 7 | | | | | | | | | | | | | | | |
| 8 | | | | | | | | | | | | | | | |
| 9 | | | | | | | | | | | | | | | |
| 10 | | | | | | | | | | | | | | | |
| 11 | | | | | | | | | | | | | | | |
| 12 | | | | | | | | | | | | | | | |
| 13 | | | | | | | | | | | | | | | |
| 14 | | | | | | | | | | | | | | | |
| 15 | | | | | | | | | | | | | | | |
| 16 | | | | | | | | | | | | | | | |
| 17 | | | | | | | | | | | | | | | |
| 18 | | | | | | | | | | | | | | | |
| 19 | | | | | | | | | | | | | | | |
| 20 | | | | | | | | | | | | | | | |
| 21 | | | | | | | | | | | | | | | |
| 22 | | | | | | | | | | | | | | | |
| 23 | | | | | | | | | | | | | | | |
| 24 | | | | | | | | | | | | | | | |
| 25 | | | | | | | | | | | | | | | |
| 26 | | | | | | | | | | | | | | | |
| 27 | | | | | | | | | | | | | | | |
| 28 | | | | | | | | | | | | | | | |
| 29 | | | | | | | | | | | | | | | |
| 30 | | | | | | | | | | | | | | | |
| 31 | | | | | | | | | | | | | | | |

* *Transferred to another Government Primary School.*

Signature of Class Teacher

# EDUCATIONAL STATISTICS 1967/68 SCHOOL YEAR

## PRIVATE SCHOOLS

*THIS FORM IS TO BE FILLED IN BY THE HEAD OF SCHOOL*

## PART I. PARTICULARS OF SCHOOL AND SCHOOL PREMISES

NAME OF SCHOOL

ADDRESS

### TYPE OF SCHOOL

(Indicate by means of a cross (x) in the approp. box)

Nursery

Infants

Primary

Secondary

Nursery and Infants

Nursery Infants and Primary

6. Infants & Primary

7. Infants, Primary and Secondary

8. Primary and Secondary

9. Nursery, Infants, Primary and Secondary

### ROOMS

(Put the number of rooms in the box provided near the type. Rooms should be classified against the heading of their main use, e.g. a classroom used daily as such and occasionally as a workshop should be classified as a classroom.)

1. Classrooms
2. Workshops
3. Needlework & Domestic Science
4. Laboratories
5. Offices
6. Staffrooms
7. Storerooms
8. Other Rooms
9. Total number of Rooms

### PLAYGROUND

Is school provided with a playground? (Indicate by means of a cross in app. box) 1. Yes 2 No

If yes, state approx. area (in sq. yds) Sq.Yds.

### PREMISES

Total No. of Premises

No. of Government Owned Premises

No. of Privately Owned Premises

### CLASSES

Number of classes (as on 30th June, 1968).

### FEES

(Put amount in box provided)

Total amount of Fees received during 1967/68 school year

### FOR OFFICE USE ONLY

(Leave Blank)

Total number of Pupils

## PART II. STAFF (Including Principal)

| RIAL MBER | SEX<br>For Male put 1<br>For Female put 2. | GRADE<br>For Principal p.1<br>For Master put 2<br>For Teacher put 3 | STATUS<br>For Permanent p.1<br>For Visitors put 2 | AGE | RELIGIOUS or LAY<br>For Religious put 1<br>For Lay put 2 | Hours worked per Week<br>(Put Number) |
|---|---|---|---|---|---|---|
| 1. | | | | | | |
| 2. | | | | | | |
| 3. | | | | | | |
| 4. | | | | | | |

PART II. STAFF (contd.)

| SERIAL NUMBER | SEX | GRADE | STATUS | AGE | RELIGIOUS or LAY | Hours Worked per Week |
|---|---|---|---|---|---|---|
| 5 | | | | | | |
| 6 | | | | | | |
| 7 | | | | | | |
| 8 | | | | | | |
| 9 | | | | | | |
| 10 | | | | | | |
| 11 | | | | | | |
| 12 | | | | | | |
| 13 | | | | | | |
| 14 | | | | | | |
| 15 | | | | | | |
| 16 | | | | | | |
| 17 | | | | | | |
| 18 | | | | | | |
| 19 | | | | | | |
| 20 | | | | | | |
| 21 | | | | | | |
| 22 | | | | | | |
| 23 | | | | | | |
| 24 | | | | | | |
| 25 | | | | | | |
| 26 | | | | | | |
| 27 | | | | | | |
| 28 | | | | | | |
| 29 | | | | | | |
| 30 | | | | | | |
| 31 | | | | | | |
| 32 | | | | | | |
| 33 | | | | | | |
| 34 | | | | | | |
| 35 | | | | | | |
| 36 | | | | | | |

# EDUCATIONAL STATISTICS

## 1967/68 SCHOOL YEAR

### PART III. SCHOOL LEAVERS

*HEADS of schools are requested to give the following particulars on those pupils who left school between the first and the last day of the 1967 summer holidays i.e. during the long vacation before the current School Year.*

| SERIAL NUMBER | AGE | SEX For Boy put 1 For Girl put 2 | CLASS Last Attended in this School | CAUSE AND DATE OF LEAVING (Put a cross (x) in appropriate column) | | | | | | | | | Month of Leaving | |
|---|---|---|---|---|---|---|---|---|---|---|---|---|---|---|
| | | | | Emigrated | Completed Course | Exempted | Deceased | Entered Government Lyceum, Grammar, or Sec. Tech. | Entered Government Technical School | Entered Another Private School | Entered Government Primary School | Other Causes | Month | Year |
| | | | | 1 | 2 | 3 | 4 | 5 | 6 | 7 | 8 | 9 | | |
| 1 | | | | | | | | | | | | | | |
| 2 | | | | | | | | | | | | | | |
| 3 | | | | | | | | | | | | | | |
| 4 | | | | | | | | | | | | | | |
| 5 | | | | | | | | | | | | | | |
| 6 | | | | | | | | | | | | | | |
| 7 | | | | | | | | | | | | | | |
| 8 | | | | | | | | | | | | | | |
| 9 | | | | | | | | | | | | | | |
| 10 | | | | | | | | | | | | | | |
| 11 | | | | | | | | | | | | | | |
| 12 | | | | | | | | | | | | | | |
| 13 | | | | | | | | | | | | | | |
| 14 | | | | | | | | | | | | | | |
| 15 | | | | | | | | | | | | | | |
| 16 | | | | | | | | | | | | | | |
| 17 | | | | | | | | | | | | | | |
| 18 | | | | | | | | | | | | | | |
| 19 | | | | | | | | | | | | | | |
| 20 | | | | | | | | | | | | | | |

Signature of Head of School_____

PART III. SCHOOL LEAVERS (Continued)

| SERIAL NUMBER | AGE | SEX For Boy put 1 For Girl put 2 | CLASS Last Attended in this School | CAUSE AND DATE OF LEAVING (Put a cross (x) in appropriate Column) | | | | | | | | | Month of Leaving | |
|---|---|---|---|---|---|---|---|---|---|---|---|---|---|---|
| | | | | Emigrated | Completed Course | Exempted | Deceased | Entered Government Lyceum, Grammar, or Sec. Tech | Entered Government Technical School | Entered Another Private School | Entered Government Primary School | Other Causes | Month | Year |
| | | | | 1 | 2 | 3 | 4 | 5 | 6 | 7 | 8 | 9 | | |
| 21 | | | | | | | | | | | | | | |
| 22 | | | | | | | | | | | | | | |
| 23 | | | | | | | | | | | | | | |
| 24 | | | | | | | | | | | | | | |
| 25 | | | | | | | | | | | | | | |
| 26 | | | | | | | | | | | | | | |
| 27 | | | | | | | | | | | | | | |
| 28 | | | | | | | | | | | | | | |
| 29 | | | | | | | | | | | | | | |
| 30 | | | | | | | | | | | | | | |
| 31 | | | | | | | | | | | | | | |
| 32 | | | | | | | | | | | | | | |
| 33 | | | | | | | | | | | | | | |
| 34 | | | | | | | | | | | | | | |
| 35 | | | | | | | | | | | | | | |
| 36 | | | | | | | | | | | | | | |
| 37 | | | | | | | | | | | | | | |
| 38 | | | | | | | | | | | | | | |
| 39 | | | | | | | | | | | | | | |
| 40 | | | | | | | | | | | | | | |
| 41 | | | | | | | | | | | | | | |
| 42 | | | | | | | | | | | | | | |
| 43 | | | | | | | | | | | | | | |
| 44 | | | | | | | | | | | | | | |
| 45 | | | | | | | | | | | | | | |
| 46 | | | | | | | | | | | | | | |
| 47 | | | | | | | | | | | | | | |

Signature of Head of School

# EDUCATIONAL STATISTICS: 1967/68 SCHOOL YEAR

## PRIVATE SCHOOLS

*THIS FORM IS TO BE FILLED IN BY EVERY TEACHER IN CHARGE OF A CLASS*

### PART I. SCHOOL AND CLASS

1. **Name of School** [ ]

2. **Address of School** [ ]

3. **Class** [ ]

(State type and class number, e.g., Infant Stage I, Primary Standard 2, Secondary Class 1, etc.)

4. **Number of Pupils in Class**
(Put number against type in box provided)

(i) BOARDERS [ ]

(ii) DAY BOARDERS [ ]

(iii) DAY PUPILS [ ]

(iv) TOTAL PUPILS [ ]

### PART II. PUPILS

*The number in this section should tally with that shown in item 4 (iv) above.*

| SERIAL NUMBER | AGE | SEX (For Boy put 1) (For Girl put 2) | PROMOTED, REPEATER OR NEW (See note below) | School Fees (If exempted from fees put 1: If paying any amount of fees put 2) | Whether still at school or left (Put (x) in appropriate column) | | | | | | | Month of Leaving | |
|---|---|---|---|---|---|---|---|---|---|---|---|---|---|
| | | | | | | If Left, Cause of Leaving | | | | | | | |
| | | | | | Still at School | Emigrated | Exempted | Deceased | Entered Another Private School | Entered another Govt. Pimary School | Other Causes | Month | Year |
| | | | | | | 1 | 3 | 4 | 7 | 8 | 9 | | |
| 1 | | | | | | | | | | | | | |
| 2 | | | | | | | | | | | | | |
| 3 | | | | | | | | | | | | | |
| 4 | | | | | | | | | | | | | |
| 5 | | | | | | | | | | | | | |
| 6 | | | | | | | | | | | | | |
| 7 | | | | | | | | | | | | | |
| 8 | | | | | | | | | | | | | |
| 9 | | | | | | | | | | | | | |
| 10 | | | | | | | | | | | | | |
| 11 | | | | | | | | | | | | | |

* *PROMOTED, REPEATER OR NEW: For a Promoted pupil put 1: for a Repeater put 2: for a New Pupil who never attended ANY School before put 3 and for a New pupil admitted from another school put 4.*

PART II. PUPILS (Continued)

| SERIAL NUMBER | AGE | SEX (For Boy put 1) (For Girl put 2) | PROMOTED, REPEATER or NEW | School Fees ( If exempted from fees put 1: If paying any amount of fees put 2) | Whether still at school or left (Put (x) in appropriate column) | | | | | | | Month of Leaving | |
|---|---|---|---|---|---|---|---|---|---|---|---|---|---|
| | | | | | Still at School | If Left, Cause of Leaving | | | | | | Month | Year |
| | | | | | | Emigrated | Exempted | Deceased | Entered another Private School | Entered a Govt. Primary School | Other Causes | | |
| | | | | | | 1 | 3 | 4 | 7 | 8 | 9 | | |
| 12 | | | | | | | | | | | | | |
| 13 | | | | | | | | | | | | | |
| 14 | | | | | | | | | | | | | |
| 15 | | | | | | | | | | | | | |
| 16 | | | | | | | | | | | | | |
| 17 | | | | | | | | | | | | | |
| 18 | | | | | | | | | | | | | |
| 19 | | | | | | | | | | | | | |
| 20 | | | | | | | | | | | | | |
| 21 | | | | | | | | | | | | | |
| 22 | | | | | | | | | | | | | |
| 23 | | | | | | | | | | | | | |
| 24 | | | | | | | | | | | | | |
| 25 | | | | | | | | | | | | | |
| 26 | | | | | | | | | | | | | |
| 27 | | | | | | | | | | | | | |
| 28 | | | | | | | | | | | | | |
| 29 | | | | | | | | | | | | | |
| 30 | | | | | | | | | | | | | |
| 31 | | | | | | | | | | | | | |
| 32 | | | | | | | | | | | | | |
| 33 | | | | | | | | | | | | | |
| 34 | | | | | | | | | | | | | |

Signature of Class Teacher

FORM 5.

# EDUCATIONAL STATISTICS 1967/68 SCHOOL YEAR

## GOVERNMENT LYCEUM, GRAMMAR AND SECONDARY TECHNICAL

*THIS FORM IS TO BE FILLED IN BY THE HEAD OF SCHOOL*

## PART I. PARTICULARS OF SCHOOL, PREMISES & STAFF

TYPE OF SCHOOL [ ]

(State whether Lyceum, Grammar, etc.)

LOCALITY [ ]

### PLAYGROUND

Is School provided with a playground? 1. Yes [ ] 2. No [ ]

(Indicate by means of a cross (x) in approp. box)

If yes, state approx. area. [ ] Sq. Yds.

### PREMISES

1. Total number of premises [ ]
2. No. of Government owned premises [ ]
3. No. of Privately owned premises [ ]

### CLASSES

( Put number in box provided)

Number of classes (as on 30th June, 1968. [ ]

### ROOMS

(Put number in the box provided near the type. Rooms should be classified against the heading of their main use e.g. A classroom used daily as such occasionally as a workshop should be classified as a classroom)

. Classrooms [ ]
. Workshops [ ]
.. Needlework and Domestic Science [ ]
. Laboratories [ ]
5. Offices [ ]
6. Staffrooms [ ]
7. Store Rooms [ ]
8. Other Rooms [ ]
9. Total [ ]

### TEACHING STAFF

(Put number in box provided)

| | M | F | | M | F |
|---|---|---|---|---|---|
| 1. Permanent | | | 5. Visiting Masters | | |
| 2. Temporary | | | 6. Instructors (for Technical Schools) | | |
| 3. Seconded from Primary Schools | | | 7. Technicians (for Technical) Schools) | | |
| 4. Contract | | | 8. Total in School | | |

*NOTE: M denotes Males and F denotes Females*

## PART II. SCHOOL LEAVERS*

*HEADS OF SCHOOLS are requested to give the following particulars on those pupils who left school between July 1967 and September 1967 i.e. during the long Vacation before the current School Year.*

*VERY IMPORTANT. In this Section please include also those pupils who completed course or were proceeding to another school at the end of the last School Year. (June - July 1967)*

| SERIAL NUMBER | AGE | SEX (For Boy put 1) (For Girl put 2) | CLASS last attended in this School | Cause and Month of Leaving (Put a cross (x) in appropriate column) | | | | | | | |
|---|---|---|---|---|---|---|---|---|---|---|---|
| | | | | Emigrated | Completed Course | Did not complete course | Deceased | Entered Private School | Other Causes | Month | Year |
| | | | | 1 | 2 | 3 | 4 | 7 | 9 | | |
| 1 | | | | | | | | | | | |
| 2 | | | | | | | | | | | |
| 3 | | | | | | | | | | | |

PART II. SCHOOL LEAVERS (CONTINUED)

| SERIAL NUMBER | AGE | SEX (For Boy put 1) (For Girl put 2) | CLASS last attended in this School | Cause and Month of Leaving (Put a cross (x) in appropriate column) | | | | | | | |
|---|---|---|---|---|---|---|---|---|---|---|---|
| | | | | Emigrated | Completed Course | Did not complete course | Deceased | Entered Private School | Other Causes | Month | Year |
| | | | | 1 | 2 | 3 | 4 | 7 | 9 | | |
| 4 | | | | | | | | | | | |
| 5 | | | | | | | | | | | |
| 6 | | | | | | | | | | | |
| 7 | | | | | | | | | | | |
| 8 | | | | | | | | | | | |
| 9 | | | | | | | | | | | |
| 10 | | | | | | | | | | | |
| 11 | | | | | | | | | | | |
| 12 | | | | | | | | | | | |
| 13 | | | | | | | | | | | |
| 14 | | | | | | | | | | | |
| 15 | | | | | | | | | | | |
| 16 | | | | | | | | | | | |
| 17 | | | | | | | | | | | |
| 18 | | | | | | | | | | | |
| 19 | | | | | | | | | | | |
| 20 | | | | | | | | | | | |
| 21 | | | | | | | | | | | |
| 22 | | | | | | | | | | | |
| 23 | | | | | | | | | | | |
| 24 | | | | | | | | | | | |
| 25 | | | | | | | | | | | |
| 26 | | | | | | | | | | | |
| 27 | | | | | | | | | | | |
| 28 | | | | | | | | | | | |
| 29 | | | | | | | | | | | |
| 30 | | | | | | | | | | | |
| 31 | | | | | | | | | | | |
| 32 | | | | | | | | | | | |

# EDUCATIONAL STATISTICS: 1967/68 SCHOOL YEAR FORM 6.

## GOVERNMENT LYCEUM, GRAMMAR, AND SECONDARY TECHNICAL

*THIS FORM IS TO BE FILLED IN BY EVERY TEACHER IN CHARGE OF A CLASS*

### PART I. SCHOOL AND CLASS

**1. Type of School** [ ]

(State whether Lyceum, Grammar, Secondary Technical)

**2. Locality** [ ]

**3. Class** [ ]

(If Class VI distinguish between Sixth Form (Arts), Sixth Form ( Science), Matric, and whether 1st or 2nd year)

**4. Number of Pupils in Class:**
(Insert number in box provided against each item)

(i) On 1st October, 1967 (first day of school) [ ]

(ii) Admitted between 1st October, 1967 (first day of school) and 30th June, 1968 (last day of school) [ ]

(iii) Left Class between 1st October, 1967 (first day of school) and 30th June, 1968 (last day of school) [ ]

(A pupil who completed course at the end of this school year, or who will be admitted to another school which he will start attending in the next school year, should NOT be shown as having left school)

(iv) Total on 30th June, 1968 (last day of school) [ ]

### PART II. PUPILS

*NOTE: This Section should contain details on every pupil in Items 4 (i) and (ii) above*

| SERIAL NUMBER | AGE | SEX For Boy put 1 For Girl put 2 | PROMOTED* REPEATER or NEW (See note below) | Cause of Leaving (If any) (For Pupils in Item 4 (iii) only Insert (x) in appropriate column) | | | | | Month of Leaving | |
|---|---|---|---|---|---|---|---|---|---|---|
| | | | | Emigrated | Did not complete course | Deceased | Entered a Private School | Other Causes | Month | Year |
| | | | | 1 | 3 | 4 | 7 | 9 | | |
| 1 | | | | | | | | | | |
| 2 | | | | | | | | | | |
| 3 | | | | | | | | | | |
| 4 | | | | | | | | | | |
| 5 | | | | | | | | | | |
| 6 | | | | | | | | | | |

**PROMOTED, REPEATER OR NEW: For a Promoted Pupil put 1: for a Repeater put 2: for a new Pupil admitted from a Government Primary School put 3: and for a New Pupil admitted from a Private School Put 4.*

*Please note that there can be no Promoted Pupils in Class I.*

PART II. PUPILS (Continued)

| SERIAL NUMBER | AGE | SEX<br>For Boy put 1<br>For Girl put 2 | PROMOTED REPEATOR or NEW | Cause of leaving (If any) (For Pupils in Item 4 (iii) only Insert (x) in appropriate column) | | | | | Month of Leaving | |
|---|---|---|---|---|---|---|---|---|---|---|
| | | | | Emigrated | Did not complete course | Deceased | Entered a Private School | Other Causes | Month | Year |
| | | | | 1 | 3 | 4 | 7 | 9 | | |
| 7 | | | | | | | | | | |
| 8 | | | | | | | | | | |
| 9 | | | | | | | | | | |
| 10 | | | | | | | | | | |
| 11 | | | | | | | | | | |
| 12 | | | | | | | | | | |
| 13 | | | | | | | | | | |
| 14 | | | | | | | | | | |
| 15 | | | | | | | | | | |
| 16 | | | | | | | | | | |
| 17 | | | | | | | | | | |
| 18 | | | | | | | | | | |
| 19 | | | | | | | | | | |
| 20 | | | | | | | | | | |
| 21 | | | | | | | | | | |
| 22 | | | | | | | | | | |
| 23 | | | | | | | | | | |
| 24 | | | | | | | | | | |
| 25 | | | | | | | | | | |
| 26 | | | | | | | | | | |
| 27 | | | | | | | | | | |
| 28 | | | | | | | | | | |
| 29 | | | | | | | | | | |
| 30 | | | | | | | | | | |
| 31 | | | | | | | | | | |
| 32 | | | | | | | | | | |

Signature of Form Master _____

FORM 7.

# EDUCATIONAL STATISTICS
## SCHOLASTIC YEAR: 1967/68
## INDUSTRIAL TRAINING CENTRES

*THIS FORM IS TO BE FILLED IN BY THE HEAD OF CENTRE*

### PART I. PARTICULARS OF CENTRE AND COURSES

**1. Name of Centre** [ ]

**2. Locality of Centre** [ ]

**3. Number of Courses** [ ]

(held during the school year)

### PART II. PARTICULARS OF TEACHING STAFF

| SERIAL NUMBER | DESIGNATION OF COURSE<br>(Enter exact designation for each course, e.g. Woodwork, Motor Mechanics, Sheet Metal and Panel Beating, etc.)<br>*NOTE: The number of Designations is to tally with that in Item 3 above.* | Number of Instructors | |
|---|---|---|---|
| | | Permanent | Temporary |
| 1 | | | |
| 2 | | | |
| 3 | | | |
| 4 | | | |
| 5 | | | |
| 6 | | | |
| 7 | | | |
| 8 | | | |
| 9 | | | |
| 10 | | | |
| 11 | | | |
| 12 | | | |
| 13 | | | |
| 14 | | | |
| 15 | | | |
| 16 | | | |
| 17 | | | |
| 18 | | | |

PART II. PARTICULARS OF TEACHING STAFF (Continued)

| SERIAL NUMBER | DESIGNATION OF COURSE | Number of Instructors | |
|---|---|---|---|
| | | Permanent | Temporary |
| 19 | | | |
| 20 | | | |
| 21 | | | |
| 22 | | | |
| 23 | | | |
| 24 | | | |
| 25 | | | |
| 26 | | | |
| 27 | | | |
| 28 | | | |
| 29 | | | |
| 30 | | | |
| 31 | | | |
| 32 | | | |
| 33 | | | |
| 34 | | | |
| 35 | | | |
| 36 | | | |
| 37 | | | |
| 38 | | | |
| 39 | | | |
| 40 | | | |
| 41 | | | |
| 42 | | | |
| 43 | | | |
| 44 | | | |
| 45 | | | |
| 46 | | | |
| 47 | | | |
| 48 | | | |
| 49 | | | |
| 50 | | | |

Signature of Head of Centre

## PART III. SCHOOL LEAVERS

*NOTE: Particulars of trainees who left the Centre between the end of last School year and before the beginning of the current School Year (i.e. during the 1967 summer holidays)*

| SERIAL NUMBER | AGE | Cause of Leaving (put an X in appropriate column) | | | | | | Month of Leaving | | Duration of Attendance (Months) |
|---|---|---|---|---|---|---|---|---|---|---|
| | | Completed Course | Did not complete Course | | | | | | | |
| | | | Employed in Trade | Employed not in Trade | Unemployed | Emigrated | Other Causes | Month | Year | |
| 1 | | | | | | | | | | |
| 2 | | | | | | | | | | |
| 3 | | | | | | | | | | |
| 4 | | | | | | | | | | |
| 5 | | | | | | | | | | |
| 6 | | | | | | | | | | |
| 7 | | | | | | | | | | |
| 8 | | | | | | | | | | |
| 9 | | | | | | | | | | |
| 10 | | | | | | | | | | |
| 11 | | | | | | | | | | |
| 12 | | | | | | | | | | |
| 13 | | | | | | | | | | |
| 14 | | | | | | | | | | |
| 15 | | | | | | | | | | |
| 16 | | | | | | | | | | |
| 17 | | | | | | | | | | |
| 18 | | | | | | | | | | |
| 19 | | | | | | | | | | |
| 20 | | | | | | | | | | |
| 21 | | | | | | | | | | |
| 22 | | | | | | | | | | |
| 23 | | | | | | | | | | |

Signature of Head of Centre _____

| Serial Number | Age in years (Last Birthday) | Cause of Leaving (put an X in appropriate column) | | | | | | Month of Leaving | | Duration of Attendance (Months) |
|---|---|---|---|---|---|---|---|---|---|---|
| | | Completed Course | Did not complete Course | | | | | | | |
| | | | Employed in Trade | Employed not in Trade | Unemployed | Emigrated | Other Causes | Month | Year | |
| 24 | | | | | | | | | | |
| 25 | | | | | | | | | | |
| 26 | | | | | | | | | | |
| 27 | | | | | | | | | | |
| 28 | | | | | | | | | | |
| 29 | | | | | | | | | | |
| 30 | | | | | | | | | | |
| 31 | | | | | | | | | | |
| 32 | | | | | | | | | | |
| 33 | | | | | | | | | | |
| 34 | | | | | | | | | | |
| 35 | | | | | | | | | | |
| 36 | | | | | | | | | | |
| 37 | | | | | | | | | | |
| 38 | | | | | | | | | | |
| 39 | | | | | | | | | | |
| 40 | | | | | | | | | | |
| 41 | | | | | | | | | | |
| 42 | | | | | | | | | | |
| 43 | | | | | | | | | | |
| 44 | | | | | | | | | | |
| 45 | | | | | | | | | | |
| 46 | | | | | | | | | | |
| 47 | | | | | | | | | | |
| 48 | | | | | | | | | | |

Signature of Head of Centre _ _ _ _ _ _ _ _ _ _ _ _ _ _ _ _

# EDUCATIONAL STATISTICS: SCHOLASTIC YEAR: 1967/68

## INDUSTRIAL TRAINING CENTRES

*THIS FORM IS TO BE FILLED IN FOR EACH COURSE*

### PART I. CENTRE AND COURSE

**1. Name of Centre** [ ]

**2. Locality** [ ]

**3. Designation of Course** [ ]

(Enter exact Designation, e.g. Woodwork, Motor Mechanics, Sheet Metal and Panel Beating, etc.)

**4. Duration of Course** [ ]
(Enter number of Months)

**5. Date of Commencement** Day [ ] Month [ ] Year [ ]

### PART II. TRAINEES

| SERIAL NUMBER | PRE-ADMISSION STANDARD (See Note) | AGE | Whether still at school or left (Insert a cross (x) in appropriate column) | | | | | | | | Allowance (Give weekly rates in shillings) |
|---|---|---|---|---|---|---|---|---|---|---|---|
| | | | Still at School | Cause of Leaving (If Any) — Did not complete course | | | | | Month of Leaving | | |
| | | | | Employed in Trade | Employed not in Trade | Unemployed | Emigrated | Other Causes | Month | Year | |
| 1 | | | | | | | | | | | |
| 2 | | | | | | | | | | | |
| 3 | | | | | | | | | | | |
| 4 | | | | | | | | | | | |
| 5 | | | | | | | | | | | |
| 6 | | | | | | | | | | | |
| 7 | | | | | | | | | | | |
| 8 | | | | | | | | | | | |
| 9 | | | | | | | | | | | |
| 10 | | | | | | | | | | | |
| 11 | | | | | | | | | | | |

* *PRE-ADMISSION STANDARD: For Trainees who reached a IV or higher Standard of a Primary School before admission put 1: for Trainees who previously attended a Technical or Grammar School (Government or other) put 2: for all other Trainees put 3.*

PART II. TRAINEES (Continued)

| SERIAL NUMBER | PRE-ADMISSION STANDARD (See Note) | AGE | Whether still at school or left (Insert a cross (x) in appropriate column) | | | | | | | | Allowance (Give Weekly rates in shillings |
|---|---|---|---|---|---|---|---|---|---|---|---|
| | | | Still at School | Cause of leaving (If Any) | | | | | Month of Leaving | | |
| | | | | Did not complete course | | | | | | | |
| | | | | Employed in Trade | Employed not in Trade | Unemployed | Emigrated | Other Causes | Month | Year | |
| 12 | | | | | | | | | | | |
| 13 | | | | | | | | | | | |
| 14 | | | | | | | | | | | |
| 15 | | | | | | | | | | | |
| 16 | | | | | | | | | | | |
| 17 | | | | | | | | | | | |
| 18 | | | | | | | | | | | |
| 19 | | | | | | | | | | | |
| 20 | | | | | | | | | | | |
| 21 | | | | | | | | | | | |
| 22 | | | | | | | | | | | |
| 23 | | | | | | | | | | | |
| 24 | | | | | | | | | | | |
| 25 | | | | | | | | | | | |
| 26 | | | | | | | | | | | |
| 27 | | | | | | | | | | | |
| 28 | | | | | | | | | | | |
| 29 | | | | | | | | | | | |
| 30 | | | | | | | | | | | |
| 31 | | | | | | | | | | | |
| 32 | | | | | | | | | | | |
| 33 | | | | | | | | | | | |
| 34 | | | | | | | | | | | |
| 35 | | | | | | | | | | | |
| 36 | | | | | | | | | | | |

Signature of Class Teacher _____

# EDUCATIONAL STATISTICS
# 1967/68 SCHOOL YEAR
# TECHNICAL INSTITUTES

*THIS FORM IS TO BE FILLED IN BY THE HEAD OF SCHOOL*

## PART I. PARTICULARS OF SCHOOL, PREMISES & STAFF

SECTION

LOCALITY

### PLAYGROUND

Is School provided with a playground? 1. Yes ☐ 2. No ☐

(Indicate by means of a cross (x) in approp. box)

If Yes, state approx. area ☐ Sq. Yds.

### PREMISES

1. Total number of premises ☐
2. No. of Government owned premises ☐
3. No. of Privately owned Premises ☐

### CLASSES

(Put number in box provided)

Number of classes (as on 30th June, 1968). ☐

### ROOMS

(Put number in the box provided near the type. Rooms should be classified against the heading of their main use e.g. A classroom used daily as such and occasionally as a workshop should be classified as a classroom)

1. Classrooms ☐
2. Workshops ☐
3. Science Laboratories ☐
4. Offices ☐
5. Staffrooms ☐
6. Store Rooms ☐
7. Other Rooms ☐
8. Total ☐

### TEACHING STAFF

(Put number in box provided)

| | M | F | | M | F |
|---|---|---|---|---|---|
| 1. Permanent | | | 5. Visiting Masters | | |
| 2. Temporary | | | 6. Instructors (for Tech. Schools) | | |
| 3. Seconded from Primary Schools | | | 7. Technicians (for Tech. Schools) | | |
| 4. Contract | | | 8. Total in School | | |

*NOTE: M denotes Males and F denotes Females*

## PART II. SCHOOL LEAVERS

*HEADS OF SCHOOLS are requested to give the following particulars on those students who left school between July 1967 and September 1967 i.e. during the long vacation before the current Year.*

*VERY IMPORTANT. In this Section please include also those students who completed course or were proceeding to another school at the end of the last School Year. (June - July 1967)*

| SERIAL NUMBER | AGE | SEX (For Boy put 1) (For Girl put 2) | Class last attended in this School | Cause and Month of Leaving (Put a cross (x) in appropriate column) | | | | | | | | |
|---|---|---|---|---|---|---|---|---|---|---|---|---|
| | | | | Emigrated | Completed Course | Did not complete course | Deceased | Entered Another School | Employed | Other Causes | Month | Year |
| | | | | 1 | 2 | 3 | 4 | 7 | 8 | 9 | | |
| 1 | | | | | | | | | | | | |
| 2 | | | | | | | | | | | | |
| 3 | | | | | | | | | | | | |

PART II. SCHOOL LEAVERS (Continued)

| SERIAL NUMBER | AGE | SEX (For Boy put 1) (For Girl put 2) | CLASS last attended in this School | Cause of Month of Leaving (Put a cross (x) in appropriate column) | | | | | | | Month | Year |
|---|---|---|---|---|---|---|---|---|---|---|---|---|
| | | | | Emigrated | Completed course | Did not complete course | Deceased | Entered Another School | Employed | Other causes | | |
| | | | | 1 | 2 | 3 | 4 | 7 | 8 | 9 | | |
| 4 | | | | | | | | | | | | |
| 5 | | | | | | | | | | | | |
| 6 | | | | | | | | | | | | |
| 7 | | | | | | | | | | | | |
| 8 | | | | | | | | | | | | |
| 9 | | | | | | | | | | | | |
| 10 | | | | | | | | | | | | |
| 11 | | | | | | | | | | | | |
| 12 | | | | | | | | | | | | |
| 13 | | | | | | | | | | | | |
| 14 | | | | | | | | | | | | |
| 15 | | | | | | | | | | | | |
| 16 | | | | | | | | | | | | |
| 17 | | | | | | | | | | | | |
| 18 | | | | | | | | | | | | |
| 19 | | | | | | | | | | | | |
| 20 | | | | | | | | | | | | |
| 21 | | | | | | | | | | | | |
| 22 | | | | | | | | | | | | |
| 23 | | | | | | | | | | | | |
| 24 | | | | | | | | | | | | |
| 25 | | | | | | | | | | | | |
| 26 | | | | | | | | | | | | |
| 27 | | | | | | | | | | | | |
| 28 | | | | | | | | | | | | |
| 29 | | | | | | | | | | | | |
| 30 | | | | | | | | | | | | |
| 31 | | | | | | | | | | | | |
| 32 | | | | | | | | | | | | |

# EDUCATIONAL STATISTICS: 1967/68 SCHOOL YEAR

## TECHNICAL INSTITUTES

*THIS FORM IS TO BE FILLED IN BY EVERY TEACHER IN CHARGE OF A CLASS*

### PART I. SCHOOL AND CLASS

**Section** [ ]

**4. Aim of Course** [ ]

**Locality** [ ]

**5. Fulltime or Part Time** [ ]

**Course** [ ]

**Number of Students in Class:**
(Insert number in box provided against each item)

(i) On 1st October, 1967 (first day of school) [ ]

(ii) Admitted between 1st October, 1967 (first day of school) and 30th June, 1968 (last day of school) [ ]

(iii) Left Class between 1st October, 1967 (first day of school) and 30th June, 1968 (last day of School) [ ]

(iv) Total on 30th June, 1968 (last day of school) [ ]

### PART II. STUDENTS.

*NOTE: This Section should contain details on every student in Items 4 (i) and (ii)*

| AL ER | AGE | SEX<br>For Boy put 1<br>For Girl Put 2 | PROMOTED* REPEATOR or NEW (See note below) | Cause of Leaving (If any) (For Students in Item 4 (iii) only Insert (x) in appropriate column) | | | | | | Month of Leaving | |
|---|---|---|---|---|---|---|---|---|---|---|---|
| | | | | Emigrated | Did not complete course | Deceased | Entered another School | Employed | Other Causes | Month | Year |
| | | | | 1 | 3 | 4 | 7 | 8 | 9 | | |
| 1 | | | | | | | | | | | |
| 2 | | | | | | | | | | | |
| 3 | | | | | | | | | | | |
| 4 | | | | | | | | | | | |
| 5 | | | | | | | | | | | |
| 6 | | | | | | | | | | | |

**PROMOTED, REPEATER OR NEW: For a Promoted Student put 1: for a Repeater put 2; for a New Student from a Government School put 3; for a New Student admitted from a Private School put 4; and for a transferred Student within the Institute put 5.*

PART II. STUDENTS (Continued)

| SERIAL NUMBER | AGE | SEX (For Boy put 1) (For Girl put 2) | PROMOTED REPEATOR or NEW | Cause of leaving (If any) (For Student in Item 4 (iii) only Insert (x) in appropriate column) | | | | | | Month of Leaving | |
|---|---|---|---|---|---|---|---|---|---|---|---|
| | | | | Emigrated | Did not complete course | Deceased | Entered another School | Employed | Other causes | Month | Year |
| | | | | 1 | 3 | 4 | 7 | 8 | 9 | | |
| 7 | | | | | | | | | | | |
| 8 | | | | | | | | | | | |
| 9 | | | | | | | | | | | |
| 10 | | | | | | | | | | | |
| 11 | | | | | | | | | | | |
| 12 | | | | | | | | | | | |
| 13 | | | | | | | | | | | |
| 14 | | | | | | | | | | | |
| 15 | | | | | | | | | | | |
| 16 | | | | | | | | | | | |
| 17 | | | | | | | | | | | |
| 18 | | | | | | | | | | | |
| 19 | | | | | | | | | | | |
| 20 | | | | | | | | | | | |
| 21 | | | | | | | | | | | |
| 22 | | | | | | | | | | | |
| 23 | | | | | | | | | | | |
| 24 | | | | | | | | | | | |
| 25 | | | | | | | | | | | |
| 26 | | | | | | | | | | | |
| 27 | | | | | | | | | | | |
| 28 | | | | | | | | | | | |
| 29 | | | | | | | | | | | |
| 30 | | | | | | | | | | | |
| 31 | | | | | | | | | | | |
| 32 | | | | | | | | | | | |

Signature of Form Master _____

FORM II

# EDUCATIONAL STATISTICS: SCHOLASTIC YEAR 1967/68
## EVENING CLASSES, ADULT EDUCATION ETC.

*THIS FORM IS TO BE FILLED IN BY THE HEAD OF SCHOOL.*

PART I. SCHOOL, STAFF AND STUDENTS

**1. Name of School**

**2. Locality**

**3. Teachers:**
(Put number in box provided)

Males

Females

Total

**4. Students:**
(Put number in box provided)

Males

Females

Total

PART II. NUMBER OF STUDENTS PER SUBJECT as on 30th June 1968

| Subject Insert name of subject e.g. Dressmaking gineering etc.) | Lenght of Full Course | Number of Students | | | | Hours per week | | |
|---|---|---|---|---|---|---|---|---|
| | | 1st Year | 2nd Year | 3rd Year | Total | 1st Year | 2nd Year | 3rd Year |
| | | | | | | | | |
| | | | | | | | | |
| | | | | | | | | |
| | | | | | | | | |
| | | | | | | | | |
| | | | | | | | | |
| | | | | | | | | |
| | | | | | | | | |
| | | | | | | | | |
| | | | | | | | | |
| | | | | | | | | |
| | | | | | | | | |
| | | | | | | | | |

Central Office of Statistics

May, 1968.

Sir / madam,

## QUESTIONNAIRE ON STATISTICS OF EDUCATIONAL FINANCE 1967.

This questionnaire is designed to collect data on receipts and expenditures for education by private schools for inclusion in Unesco publications. The data are requested for the school year beginning in 1967 Where detailed figures are not available please give the totals for each section or table.

The definitions recommended by Unesco are given at the foot of the second table, and the examples of the type of receipts and expenditures to be included are given in the tables.

In completing the questionnaire please distinguish between the situation where no data are available, and the situation where the figure is nil or negligible. The following symbols are recommended for your use :

| | |
|---|---|
| data not available | ... |
| provisional or estimated | * |
| quantity nil or negligible | - |

Yours faithfully,

f/Principal Government Statistician

The ----------

---

---

(School No. .....)

Table 1. Educational Finance by Source, 1967.

| Source of receipts | School year beginning in 1967 receipts (£) |
|---|---|
| 1, Tuition fees | |
| 2. Other private receipt from parents | |
| 3. Private gifts, endowments, etc. | |
| 4. Other private sources (please specify). | |
| 5. Government grants, subsidies, etc. | |
| 6. Loans and other unspecified sources. | |
| Total | |

Table 2. Educational Finance by Purpose, 1967.

| Purpose of expenditure | Expenditure £ |
|---|---|
| A. RECURRING EXPENDITURE | |
| 1. Administration | |
| 2. For Instruction | |
| (a) salaries to teachers and other directly supportive professional staff * | |
| (b) school textbooks | |
| (c) other instructional expenditure, consumable teaching aids, etc. | |
| 3. Other Recurring Expenditure | |
| (a) scholarships and grants | |
| (b) welfare services, canteens, transport, boarding (not administration nor teaching) | |
| (c) maintenance of buildings and equipment | |
| (d) other recurring expenditure (please specify) | |
| c/f | |

* *Give imputed fictitious amount if teachers are not paid a regular salary (e.g. Religious or lay)*

Table 2. Educational Finance by Purpose, 1967.

| Purpose of expenditure | Expenditure £ |
|---|---|
| b/f | |
| B. CAPITAL EXPENDITURE | |
| 1. Purchase and development of land | |
| 2. School building, classrooms, laboratories and fixed equipment | |
| 3. Other durable instructional equipment, tools, television, etc. | |
| 4. Welfare facilities, residence halls, sport, etc. | |
| 5. Other capital expenditure (please specify) | |
| C. DEBT SERVICE | |
| Grand Total | |

Definitions:-

*Recurring expenditure* includes all expenditures except those for capital outlay and debt services.

*Capital expenditure* refers to expenditures for land, buildings, equipment, etc.

*Debt service* refers to the payment of interest and the repayment of the principal of loans.

Table 3. Educational Finance by Level and Type of Education, 1967.

| Level and type of education | Expenditure on private education | | | | Enrolment covered by figures (No. of students) |
|---|---|---|---|---|---|
| | from public funds | | from private funds | | |
| | recurring £ | capital £ | recurring £ | capital £ | |
| Preceding the first level (nursery) | | | | | |
| First level (primary) | | | | | |
| Second level (secondary) | | | | | |
| General | | | | | |
| Vocational (and technical) | | | | | |
| Third level (university) | | | | | |
| Other types (please specify) | | | | | |
| Total* | | | | | |

* *To agree with Grand Total shown on Table 2.*