



# Phare

## ENLARGING THE EU STATISTICAL NETWORK

Multi-beneficiary programme  
on Statistical Co-operation  
Programme Secretariat Services

**Bulgaria**

**Cyprus**

**Czech Republic**

**Estonia**

**Hungary**

**Latvia**

**Lithuania**

**Malta**

**Poland**

**Romania**

**Slovak Republic**

**Slovenia**

**Turkey**



EUROPEAN  
COMMISSION



This publication has been prepared  
in the framework of the project entitled:  
'Programme Secretariat Services for  
Phare Candidate Countries (Phare ZZ9916)'  
and was financed by Phare funds.

The chapter components for Cyprus, Malta  
and Turkey were financed by Commission's budget.  
The project was entrusted for execution  
to CAMIRE, Estadística y Analisis, S.L.

Editorial team —  
Programme Secretariat:  
Jolanta Szczerbinska, François Bigot and Amina Kafai

Writer:  
Kenneth Smith (People Knowledge Limited)

Concept & Desktop Publishing:  
Doumig Le Cuziat

The findings, conclusions and interpretations  
expressed in this publication should in no way  
be taken to reflect the policies or opinions  
of the European Commission.

ISBN 92-894-3733-2  
Catalogue Number: KS-44-02-068-EN-C

© European Commission, Luxembourg, August 2002



# ENLARGING THE EU STATISTICAL NETWORK

Multi-beneficiary programme  
on Statistical Co-operation  
Programme Secretariat Services

**Bulgaria**

**Cyprus**

**Czech Republic**

**Estonia**

**Hungary**

**Latvia**

**Lithuania**

**Malta**

**Poland**

**Romania**

**Slovak Republic**

**Slovenia**

**Turkey**



EUROPEAN  
COMMISSION













The enlargement's political challenges need high quality statistics. This implies a particular effort for developing the national statistical systems of the Candidate Countries for the adoption of the *acquis*. It also implies an assessment of each.

Take 17 European statistical experts, analysing the efforts of 13 different nations to develop systems of national statistics to the European standards. Add the full co-operation of government officials across the nations. Collect all their data and findings. Tabulate hundreds of statistics. Edit about one thousand pages of reports. And you have here a unique book of reference that provides information on the national statistical systems of all the Candidate Countries to the European Union.

This publication is a source of reference on the organisation and capacity of the national statistical systems and on the methods with which they produce their statistics. The level of the harmonisation of the statistical systems with the EU requirements is given special emphasis.

It is a joint effort of the Member States' statisticians who contributed with their expertise in assessing the systems, the Candidate Countries who were willing to share the information on their daily work and Eurostat staff who monitored the process. It documents the progress made by the Candidate Countries over the last twelve years of intensive co-operation with Eurostat. It is evident that they made a good use of the assistance provided and capable of producing good quality and comparable statistics.

The facts presented in the publication prove that, at the threshold of accession, the Candidate Countries are ready to take up the challenge of being active participants in the European statistical system and are able to contribute to its further development.

Yves Franchet  
Director General  
Eurostat







In many respects the EU is about sharing and exchanging. With goods and services, ideas and inspiration, languages and cultures, peoples are coming together and being enriched by the diversity that is the very essence of Europe. Nowhere is the sharing more important than in respect of information and data: the statistics that allow us to acquire knowledge. Each country provides this knowledge in a standardised form to enable comparisons between Member States and also the elements with which to create a picture of the Union as a whole.

With the emphasis on the data comparability and quality as one of the priority objectives of the European statistics it is important to know the standing of the Candidate Countries in this respect. Very soon they will be providers of regular statistical data series for a large variety of the Eurostat publications. To fully benefit from the information the users should be equipped with some background knowledge on the production process to make informed judgements on the data.

The information contained in the publication aims at a comprehensive presentation of national statistical systems against the general country profile and attempts also to indicate what they have in common and how they differ. Accordingly, the publication contains the country specific chapters and summary annex tables in which main characteristics of the systems are presented for all the countries.

I would like to express my sincere thanks to all colleagues in the Member States and in our partner countries for their contributions and hope that this publication will serve its purpose of providing a closer insight into the statistical systems of the newcomers.

Photios Nanopoulos  
Director  
Eurostat





# Acknowledgements

The Programme Secretariat would like to express their sincere thanks to all those who have made this publication possible. It was prepared within the framework of the 1999 Phare Multi-Beneficiary Phare Programme in Statistical Cooperation under the supervision of Heikki Salmi and Nikolaus Wurm of Eurostat Unit A5 with the contribution of respective country desk-officers in the unit. Project management was ensured by Elisabeth Lamp, Director of Camire and the co-ordination by Amina Kafai of Camire. The chapters were written by Kenneth Smith of People Knowledge Limited and the desktop publishing and layout were carried out by Dominique le Cuziat. Cristina Perreira de Sa of Eurostat Unit C1 and Beatrice Paccoud contributed with advice on the publishing standards. The map was provided by the GISCO team of Eurostat.

The content was drafted on the basis of reports provided by teams of experts from the national statistical systems of the majority of Member States and Norway, namely: Tim Holt and David Wroe of UK, Pedro Dias of Portugal, Matti Niva and Gösta Guteland of Sweden, Michel Blanc, Patrice Roussel and Alain Tranap of France, Etienne Chapron of UN/ECE, Reinhold Schwarzl of Austria, Ronald Luttikhuizen of the Netherlands, Günter Kopsch and Ligia Frankfort of Germany, Kirsten Wismer of Denmark, Jan Byfuglien of Norway, Heli Jeskanen-Sundström and Hilikka Vihavainen of Finland.

The review of the whole content was done by Alain Chaintraine, former Director of Eurostat. Finally, the heads of international relations in all 13 Candidate Countries patiently verified the facts and figures, contributing with essential comments and suggestions. It was the enthusiasm and commitment of all the persons that made this publication possible.

Jolanta Szczerbinska  
François Bigot  
The Programme Secretariat



---

# Table of contents

<b>Foreword</b> .....	5
<b>Introduction</b> .....	7
<b>Acknowledgements</b> .....	9
<b>Reviewing the process</b> .....	11
Country chapters:	
<b>Bulgaria</b> .....	19
<b>Cyprus</b> .....	29
<b>Czech Republic</b> .....	39
<b>Estonia</b> .....	49
<b>Hungary</b> .....	61
<b>Latvia</b> .....	71
<b>Lithuania</b> .....	81
<b>Malta</b> .....	91
<b>Poland</b> .....	101
<b>Romania</b> .....	109
<b>Slovak Republic</b> .....	119
<b>Slovenia</b> .....	129
<b>Turkey</b> .....	139
<b>Annex Tables</b> .....	147
<b>Contact Addresses</b> .....	158
<b>Glossary</b> .....	159

---

## Reviewing the process

Enlargement is a simple word that describes far more than just the growth of the European Union. Never in its short history has the EU faced the integration of so many different nations with such divergent cultures and political experiences. The thirteen nations – Bulgaria, Cyprus, the Czech Republic, Estonia, Hungary, Latvia, Lithuania, Malta, Poland, Romania, the Slovak Republic, Slovenia and Turkey – have moved from co-operating with the EU, to viewing accession into the Union as a fundamental goal for the near future. For many of these nations, the transition in thirteen years from command economies to open market economies, which can be considered alongside the existing Member States of the European Union, has required an immense effort. Some groundwork started before 1989 through participation by countries in central Europe with the Economic Commission for Europe at the UN, yet the achievement is impressive.

The Phare Programme of the European Union operating since 1989 has been the main financial instrument in supporting the Central European countries as they strive to adopt the full range of EU rules and practices laid down in the *acquis communautaire*. Statistical co-operation programmes are a part of the Phare assistance, where the Candidate Countries (CCs) aim at strengthening their capacity to implement the *acquis* through institution-building, transfer of know-how and setting up of sustainable statistical systems based on European standards and methods.

When considering these CCs for membership of the EU, it is obviously crucial to their integration that they can communicate data, measure development, make comparisons in a way that is in harmony with the existing Member States. To understand the capacity of each CC to meet these needs, it has been necessary to study the statistical systems of each country in depth and report on the progress being made to harmonise national measures and methods with those now used throughout the EU.

## Assessing the national statistical systems

Within the 1997 and 1999 Phare Multi-Beneficiary Programme for Statistical Co-operation, a set of global assessments of the statistical systems of EU Candidate Countries (CCs) was carried out between 1999 and 2002. Some of these assessments were financed by Phare and others by Eurostat. The objective was to evaluate three aspects related to compliance by assessing:

- The administrative capacity of the country in the field of statistics
- The legal compliance level with the *acquis communautaire* in statistics
- The technical aspect of the national statistical system in the country

For each CC, the assessors included a team of two experts from EU Member States, who visited the CCs twice during two months and have compiled in-depth analyses with the full co-operation and commitment of the local officials. This exercise has been unprecedented in its scope and impressive in its thoroughness. It has required people who are not only EU experts and in their field but who can also apply objectivity to the research, discussion and conclusions. It should also be noted that these analyses have necessitated the most open co-operation from the national statistics and government officials in all thirteen states. This has been given with enthusiasm and energy that has clearly displayed the eagerness to become integrated into the EU. In addition to the meetings and discussions, the resulting global assessment reports were also based on documentation on the national statistical systems (legal framework, statistical work programmes, operational procedures) provided by the CCs and the country desk officers of Eurostat. It should be noted that the global assessments did not cover the entirety and all the methodological and institutional detail of the statistical system but focussed rather on specific topics approved by Eurostat. These included legal aspects, administrative relationships, staff and dissemination policy.

The actual statistical systems have been studied as well as the process of data production that is currently carried out.



The functioning of each National Statistical Institute (NSI) and the legal framework within which it works have been analysed to review compliance with EU demands. In terms of the statistical output itself, quite clearly, the key issue has been the harmonisation of measurement and reporting systems with those of Eurostat and strict adherence to fundamental principles that ensure the maximum accuracy of survey results.

### The Candidate Countries

Accession negotiations were first opened in March 1998 with six countries: Cyprus, the Czech Republic, Estonia, Hungary, Poland and Slovenia. In February 2000, the second wave of negotiations was launched for a further six countries: Bulgaria, Latvia, Lithuania, Malta, Romania and the Slovak Republic. The EU adopted the accession partnership for Turkey only in March 2001.

For the purposes of the membership negotiations, the *acquis communautaire* is divided into 31 chapters, of which chapter 12 refers to the 'statistical *acquis*'. This states that the CCs need to have sound statistical bases to produce accurate and harmonised data in a permanent and sustainable way. To produce accurate comparable statistics, it is necessary for the CCs to build on the general administrative capacity of a country, on its public service performance and on the capacity to recruit and retain qualified people. By December 2000, the chapter on statistics had been negotiated and was provisionally closed with twelve of the CCs. At the time, negotiations with Turkey had not yet begun.

The eclectic group of 13 CCs therefore includes nations that formerly struggled under dominated planned economies, which had different forms of government administration and had diverse legal structures. It is with the legal aspect that we should start to take a closer look at the complexities of this work and the overall conclusions.

### The legal background

Every national statistical system has to be founded on a clear legal framework. Among the essential elements is the

independence of the system so that integrity and veracity in all respects are never questioned. In addition, only a clear guarantee of confidentiality encourages free and active participation in surveys by individuals, firms and others.

Some of the CCs were using statistical laws that had been on the statute books for quite some time. Turkey's law, for example, dates from 1962 although it is currently being substantially revised. Most of the countries that have chosen the transition to a market economy after 1989 introduced new laws covering statistics in the first few years of the 1990s. In nearly all such cases, amendments have been made in the last two years to bring them into line with EU standards. Most of these amendments have clearly provided for confidentiality of data, including strict rules of the supply of anonymous statistics for research use. In addition, all the CCs, except Romania, have laws which include statistical obligation to provide data as well as personal data protection.

### National statistical systems

Carrying out surveys and the accumulating statistical information have in one form or another existed for many years in all the countries concerned. Therefore, statistical systems and National Statistical Institutes (NSIs) have histories that date back, in some instances, to the first quarter of the 20th century or even earlier. The Hungarian Statistical Office exists since 1867 whereas the Central Statistical Office of Poland was established in 1918 and those for the Czech Republic and Latvia existed since 1919 but were re-established under new laws in 1995 and 1997 respectively. The statistical offices of Malta, Cyprus and Turkey date back to 1947, 1950 and 1962 respectively.

By their nature, command economies require statistics, but all CCs with such economies in the past have since the 1990s revised their national statistical laws similar to those found in western Europe. Today, in the majority of the CCs, the National Statistical Institute (NSI) falls under the responsibility of the head of government (Prime Minister). It generally has the leading and co-ordinating role in producing official statistics but works in close collaboration with the Central Bank and government ministries, especially the



Ministry of Finance and the Ministry of Agriculture. In some countries such as Malta, the NSI is the key element of the Malta Statistics Authority, which itself comes under the Ministry of Economic Services. On the other hand, in Cyprus and Estonia, the NSI is within the Ministry of Finance. In some countries the statistical law defines those involved as 'authorised performers' in the case of Slovenia or as the 'bodies of statistics' in Bulgaria. These normally refer to the key bodies who are entrusted with the right to carry out official statistical activities under the law.

### **Advisory statistical councils**

Almost every CC has a council to guide and advise the statistical body on plans and programmes for surveys. Estonia and Latvia are currently exceptions. Estonia works with ad hoc advisory committees on different statistical areas, whereas the Central Statistics Bureau of Latvia reports directly to the Ministry of Economy. Malta has a statistics authority that fulfils the role of Statistical Council and also has the national statistical office as its sole executive body. Bulgaria has both a high Statistical Council, which is technically oriented, as well as a national Statistical Council for policy-making.

In general, the advisory bodies comprise both providers and users of statistics. They have a key role in recommending the programmes of surveys and other activities conducted each year. In some countries, the council members are appointed by the head of the National Statistical Institute (Bulgaria, Czech Republic). In other countries such as Cyprus, Lithuania, Poland, Romania and Turkey, the appointment is made by the government (Prime Minister). There are other cases where the council members are appointed by the respective organisations which they represent. Most of the council mandates are between four to five years, except for two years in the case of Romania.

### **Leadership of the NSI**

The independence of a statistical service necessitates the independence of its head. In most cases the appointment of such individuals as director-generals or presidents of their

services is made by the head of government or sometimes even the head of state. Often the tenure of the position is for a fixed period, such as Bulgaria for 7 years, Poland for 6 years with a maximum of two consecutive terms, Hungary for 6 years with two renewals at most. In Lithuania the term of office of the Director-General is not defined whereas Estonia has a statistical institute whose Director General is appointed by the Minister of Finance until retirement. The National Statistical Office of Malta has a Director General appointed by the board of the Maltese Statistics Authority.

It is obviously important to avoid any suggestion that such a key role is a political appointment and fixed terms of office in most cases promoted stability regardless of the changes in fortunes of political parties.

The major divisions within the internal structure of the NSIs are usually headed by senior officials with titles such as vice-president or assistant director general. Annex 3 gives an overview of management and statistical councils for each CC.

### **Organisation and level of centralisation**

Most of the statistical institutes consist of a central office based in the capital city together with a network of regional offices. Some of these offices relate directly to the regional structure of the countries. Annex 4 shows the variation in the level of decentralisation in the CCs.

The central office is usually divided into broad departments responsible for administrative and various statistical domains. The head of the NSI is usually assisted by one or more directors who oversee the central departments or who may be responsible for the co-ordination of the regional offices, as is the case in Turkey. Many regional offices come under the direct responsibility of the NSI head, for instance in Hungary, Poland and Romania.

Poland, by far the largest statistical institute employs over 7300 employees with 89% of its staff in 16 regional offices. The Czech Republic is divided into 14 regions, each with



its own directly elected government, and the Czech Statistical Office is represented in each region with 63% of its staff who assist regional authorities with statistical work. Regional networks are strongly involved in conducting surveys and data gathering at the local level. Some, such as in Bulgaria and Lithuania, even conduct local surveys for local clients. On the other hand, Slovenia has one central office in Ljubljana and nations such as Cyprus and Malta, with a total of only 95 and 131 NSI staff respectively, obviously do not require a regional network.

A few NSIs also have a special centre attached to the statistical office. In the Slovak Republic for example, the SO SR has the INFOSTAT Research Centre which conducts methodological research, design and tests, carries out econometric modelling and develops the office's automatic data processing systems. Statistics Lithuania has two public companies: the Statistical Centre which is the main provider of the IT services to the office and Statistical Surveys which deals with all the surveys.

## Human resources

Continuity in human resources helps to ensure the achievement of longer-term goals. Most of the NSIs have impressive records in stability of staff, although it is commonly difficult to retain the best skilled staff, such as IT technicians and economists, because there is high market demand and a difficulty for government and administrative salary structures to adapt to market fluctuations. The only negative effect of this continuity was an occasional lack of staff rotation. Stability of staff also resulted in an older age profile generally. In the majority of countries, a large proportion of staff is over 45 years old. Malta is an exception with over half of its NSI staff being under 30 years.

The CCs owe their impressive gathering, analysis and dissemination of data overwhelmingly to female staff. Women account for as much as 80 - 90 % of the staff of many NSIs, with a high level of university education reported. Annexes 6 - 7 provide a detailed breakdown of the NSI staff by gender, age and level of education.

In some countries the staff of the NSI have the status of government employee – or civil servant. A transition of employment to grant this status was considered important in the Slovak Republic. Many NSIs have their own training centres, for example in Lithuania, Romania and Turkey. Although staff training varies in style and content from country to country, the recurrent themes are methodologies and the application of software and other IT techniques. Training programmes also include economic and statistical modules as well as language courses. In the Czech Republic, special attention is paid to the training of managers in quality control and managerial skills.

All the CCs except Malta and Turkey, are involved in EU traineeships which take place at Eurostat or an NSI of a Member State for a period of 5.5 months. For example, between January 1999 and August 2002, the NSIs have benefited from around 140 traineeships. Some staff of the NSIs also attend training organised by the Training for European Statisticians (TES) Institute.

Many NSIs suffer from lower than market salary levels, making it more difficult to attract young people seeking rapid salary advancement opportunities. As mentioned above, this is often felt to be a problem particularly in the IT field.

Smaller countries, such as Cyprus and Malta, naturally employ fewer people in national statistics. However, this presents additional problems, because sometimes the work involved is just as great as that required in larger countries.

## Budgets and statistical programmes

Transforming a statistical system to comply with the EU regulations requires a considerable financial investment. As all of the services are mainly totally funded by central government, not surprisingly some constraints are clearly obvious and repeatedly raise questions of feasibility to achieve objectives within the deadlines set. The main co-operation funding is from the Phare Programme and EU-Medstat programme as well as specific European Commission financial agreements for the Cyprus, Malta



and Turkey. Among other funding sources are UNICEF, UNDP, World Bank, IMF and OECD. All CCs fund population and other censuses and often this can be an opportunity to upgrade methodologies and equipment. A special budget is drawn up to cover such large activities.

Budget approval in the CCs are usually based on the submission of the annual statistical programme which details the statistical activities to be undertaken by the NSIs and other bodies in the statistical system. This programme is usually drawn up in collaboration with the relevant statistical authorities and a wide variety of users, approved by the Statistical Council and endorsed by Parliament. Variations exist in this procedure from one country to another. In Romania, the approved statistical programme is further endorsed through a government decision, while in the Slovak Republic the programme approved by the Statistical Council is published in the form of a decree.

Once the NSI budgets are approved, the flexibility with which funds may be re-allocated from the central to the regional offices differs from one extreme to another. In Cyprus and Latvia, funds may be freely shifted between regional offices and headquarters. However in Latvia, excess funds are transferred to the budget of the Ministry of Finance at year-end. In Lithuania and Poland for example, there are strong public expenditure controls and initial allocation of budget items require government approval. The NSI budgets and statistical programs are briefly described for each country in Annexes 5 and 8.

## Data output

Major classifications and key methodologies that are fundamental to the European Statistical System are generally at an advanced state of implementation by the CCs. A lot is owed to the extensive and efficient co-operation with Eurostat and Member States who have transferred know-how in a systematic manner over a long period of time in various ways including study visits, consultation seminars and training courses.

Knowledge of the *acquis communautaire* in statistics is widespread in CCs and impressive progress in the harmonisation has been made over the past years. This is partly due to the system for monitoring compliance supervised by Eurostat.

The NSI policy in all the CCs has been to adopt European classifications and nomenclatures. Many conform or are close to conforming already, including NACE Rev.1, CPA, PRODCOM, CN, COICOP, COFOG, GEONOM, NUTS, ISCED 97 and ISCO 88. Where the classifications do not yet conform, plans exist to bring them in line before EU accession. All the CCs have carried out a population and housing census in the last three years (except Malta who conducted one in 1995) and the majority have also conducted the agriculture census. Normally the responsibility for agricultural statistics is shared between the NSI and the Ministry of Agriculture.

In all CCs, monetary statistics and balance of payments data are the responsibility of the Central Bank and the Ministry of Finance. Annual accounts are compiled on the basis of ESA 95 but in many CCs a number of details need to be addressed before full compliance is achieved. For monetary statistics, the central banks aim at complying with the requirements of the European Central Bank and IMF guidelines by improving data sources and classifications and close co-operation with other institutions compiling financial accounts. In the area of macro-economic statistics, there is a common need to reduce the time lag in producing the GDP estimates. For quarterly accounts, these need to be released 70 days after the data reference period.

The compilation of the Harmonised Index of Consumer Prices (HICP) and regular participation in the project on purchasing power parity is done in the CCs. All the CCs carry out labour force survey (LFS) according to the international standards and in some countries ad hoc supplementary surveys to the LFS requested by Eurostat have been done and results transmitted accordingly.

Another basic condition to be fulfilled by the CCs upon accession is the implementation of the INTRASTAT system

for trading of goods between Member States. However this will require significant additional resources such as funding from Phare national funds.

Quite understandably there are considerable variations among the 13 countries in terms of meeting statistical needs in the various different domains. These differences are covered in the individual country chapters that follow. A common problem which is observed in all the countries lies in the quality of the business register; this is elaborated upon below. Overall, however, it should be stated that where there are gaps, it is not through lack of initiative or desire. Many of the NSIs suffer from the need to bring about radical changes and significant updates in a comparatively short space of time and without major additional resources. Clearly evident, however, are the positive attitude, the planning and the will to succeed among the individuals themselves.

## Registers

Registers are a tool of considerable importance in maintaining and updating statistical information. All the CCs, except Turkey, have a common business register which identifies the country's legal economic enterprises. However, the major weaknesses lie in the implementation of the requirements relating to the coverage and types of statistical units and the lack of some variables such as local kind-of-activity units that are required in EU Member States. Some definitions and some variables do not meet all the requirements of the Structure of Business Statistics Regulation. Other problems include the existence of dead or inactive units not removed from the registers and the slow updating of the register. These lead to incomplete registers that then need to be updated from exhaustive statistical surveys and sampling surveys. The Slovenian register-based system is an outstanding model. All legal business entities and individuals are assigned a unique business or personal identification number. It is clear that countries where accurate and up-to-date registers, particularly business registers, are still to be completed are at a disadvantage. Considerable improvement can be achieved

through good co-operation between statisticians and the authorities dealing with the business register as well as access to VAT and trade tax files.

A central population register is an important element in any statistical system as it serves both administrative and statistical purposes, especially in conducting exhaustive and sampling surveys. However, such a register is not available in all the countries. In this case, administrative registers are commonly used for survey purposes to obtain information on the population between two censuses. Very often the NSIs also access the registers maintained by the civil registration body or Ministry of Interior. Many CCs also rely on vital events information to update existing population registers. The latest population census is used to resolve discrepancies between demographic statistics and the national population register.

Statistical farm registers exist in many CCs and these are updated using the agriculture census. Annex 9 lists the registers available by country.

## Censuses and surveys

All CCs have conducted population censuses following international recommendations and European requirements approximately within the last two years, except Malta, which carried out a census in 1995 and will conduct another in 2005. Many of the countries have carried out additional censuses of agricultural activities. Hungary carried out a vineyard and fruit tree survey in 2001.

As stated previously, almost all statistical surveys are included in the NSI annual statistical programme. However in some countries (Bulgaria, Czech Republic, Slovenia) many surveys are done outside the programme by ministries and agencies. In the majority of countries, over 100 surveys are conducted annually. Given that many surveys are repeated monthly or quarterly, the number of statistical occurrences is therefore much higher. As an example, Poland carried out around 240 surveys in 2002, but including the frequencies the number of surveys reached a total of over 900.



## Dissemination of statistics

The single dominant theme regarding dissemination across all the CCs is the rapidly growing importance of the Internet. Even those with less developed websites currently, recognise the need to give this avenue of communication great attention in the near future. Dissemination databases on-line, such as that developed recently in Hungary, offer a clear signpost to the most efficient use of Internet technology. It is also highly commendable that all websites are at least in the national language and English. Some are even in more than two languages.

The CCs also recognise the need to make information available to all users at the same time and to provide publication and press release calendars. A publication catalogue is available in all NSIs and a calendar of release of publications is very common. Normally the release of latest information is announced well in advance. The number of publications published by the NSIs varies significantly. Simply relying on the total number of publications produced by the NSI can be misleading when making comparisons. One publication containing multiple themes and released monthly may be equivalent to several single theme publications released with the same frequency. Many CCs now make electronic copies of their publications available on Internet.

## Co-operation

Most NSIs collaborate with various universities and research institutes with close links to the statistical service, several of whom are represented on the Statistical Council. For example, in Estonia the SOE obtains scientific advice from Tallinn Technical University and Tartu University. With the latter, there is permanent co-operation on methodological issues. In 2000, the SOE with the International and Social Survey Institute of the Tallinn Pedagogical University completed an analytical collection on adult training. In Malta, the NSO works with the University of Malta on joint projects such as in compiling analytical publications, lectures on official

statistics by NSO experts and also in receiving tuition from the professors. Co-operation between individual researchers of different government departments and the NSO typically covers joint research projects. In Poland, the main scientific support comes from the Economic and Statistical Research Centre of GUS and Polish Academy of Science which carry out methodological research and development covering both economic and social areas.

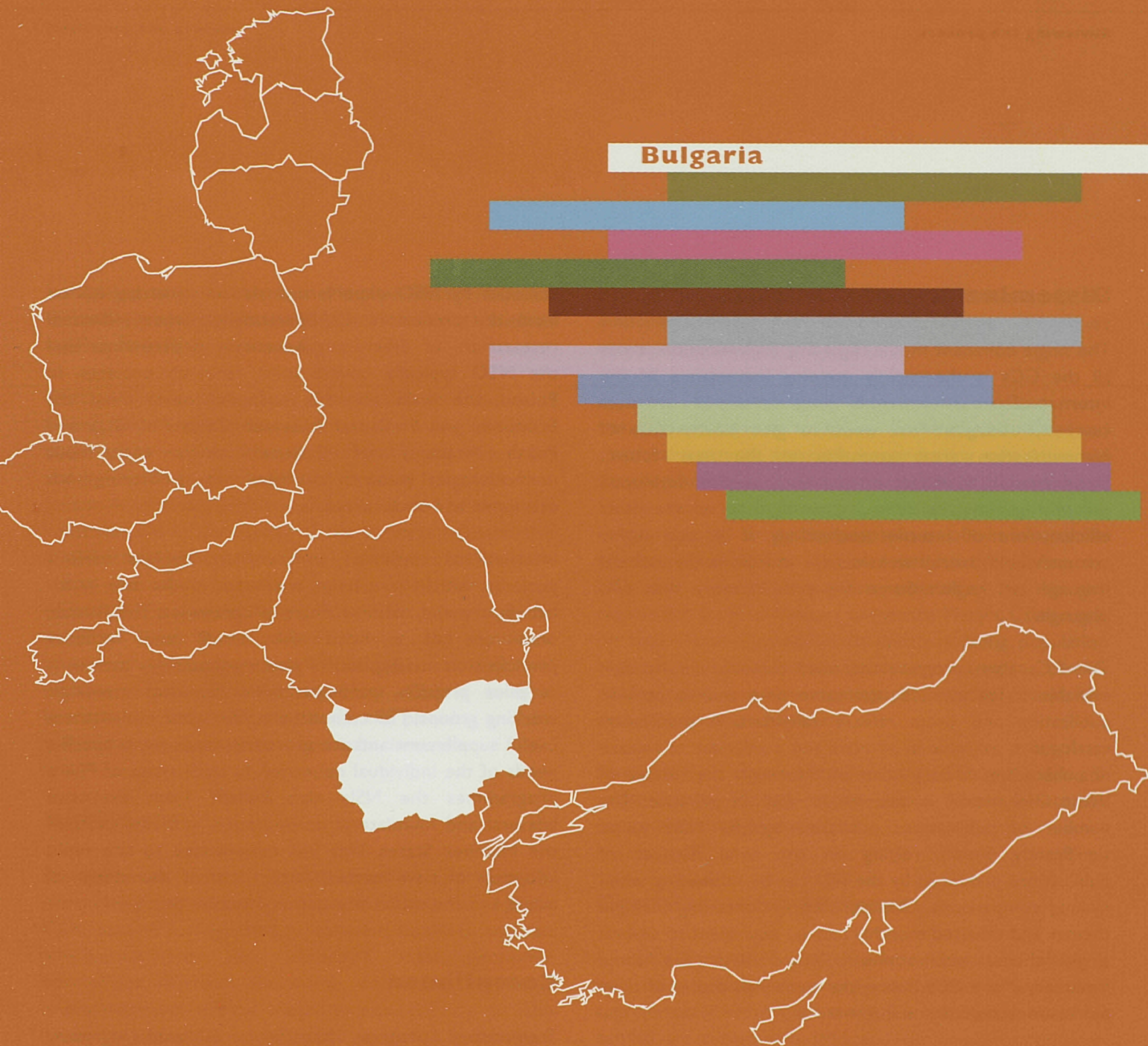
International statistical co-operation involves various projects, which have been conducted under the multi-beneficiary and national Phare programmes. The former ones are of a horizontal nature and facilitate participation in adoption of new methodology by means of pilot projects, participation in Eurostat meetings, working groups, TES courses, etc. The latter constitute a useful supplement and are geared towards more specific needs of the individual countries. In both types of Phare programmes the NSIs also benefit from extensive bilateral and multilateral co-operation with the NSIs of the Member States. This has contributed to the rapid adoption of new methodology to meet the statistical *acquis* and the other international standards.

## Compliance

Tremendous progress has been achieved in many statistical fields at various levels and the countries will arrive at a point of compliance with European Union requirements at different times over the next few years. Areas currently needing further strengthening include the quality and timeliness of statistical data among others. However the achievements are not an end in themselves; the development of the statistical system towards compliance is an ongoing process. The outstanding effort by the team of statistics experts in monitoring and assessing readiness among the 13 countries is only exceeded by this historic bringing together of systems across the continent. From the Baltic to the Mediterranean, never has Europe known such a giant movement towards harmonisation.



## Bulgaria



46



**National Statistical Institute**

2, P. Volov Str.  
BG-1038 Sofia

**Tel:** +359 2 9842 835

**Fax:** +359 2 9842 851

**E-mail:** [info@nsi.bg](mailto:info@nsi.bg)

**Web site:** <http://www.nsi.bg>





## Bulgaria Bălgarija

### Country Profile

<b>Geographic co-ordinates</b>	43 00 N, 25 00 E
<b>Area</b>	110 994 km <sup>2</sup>
<b>Climate</b>	Temperate with cold, snowy winters and warm summers
<b>Administrative Divisions</b>	28 districts ( <i>oblasti</i> )
<b>Capital City</b>	Sofia (1.2 million inhabitants)
<b>Population and Growth Rate</b>	7.9 million, - 0.8 % (March 2001)
<b>Nationality</b>	Bulgarian
<b>Ethnic Profile</b>	Bulgarian 84 %, Turk 9 %, Roma 5 %, others 2 %
<b>Religion</b>	Bulgarian Orthodox 84 %, Muslim 12 %, Roman Catholic, others
<b>Official language</b>	Bulgarian
<b>National Currency</b>	1 lev = 100 stotinky
<b>Exchange Rate against Euro</b>	1€ = 1.9 lev (Quarter 1, 2002, New Cronos)
<b>System of Government</b>	Parliamentary Democracy
<b>Executive Power</b>	President & Council of Ministers (elected by National Assembly)
<b>Head of State</b>	President elected for five-year term by popular vote
<b>Head of Government</b>	Prime Minister, elected by the National Assembly
<b>Legislative Power</b>	Unicameral National Assembly ( <i>Narodno Sobranie</i> ); 240 seats and members are elected by popular vote to serve four-year term
<b>Judicial Power</b>	Supreme Courts & Constitutional Court
<b>National Holiday</b>	Independence Day: 3 March (1878)

### Pre-Accession Milestones

**1988**

Establishment of diplomatic relations between Bulgaria and EU

**1990**

Bulgaria joins Phare Programme

**1993**

Bulgaria signs Europe Agreement

**1995**

Bulgaria's Europe Agreement of Association enters into effect in February

**1995**

Bulgaria submits an official membership application for EU membership on 14 December

**1998**

Official negotiations for EU membership were launched in March

**1998**

Bulgaria starts general multilateral screening process in April

**1999**

Bulgaria submits a revised version of the National Program for Adoption of the *Acquis* in May

**2000**

Official opening of accession negotiations in February

**2002**

20 out of 31 chapters of the *acquis* provisionally

closed by June

**2007**

Target year for EU accession

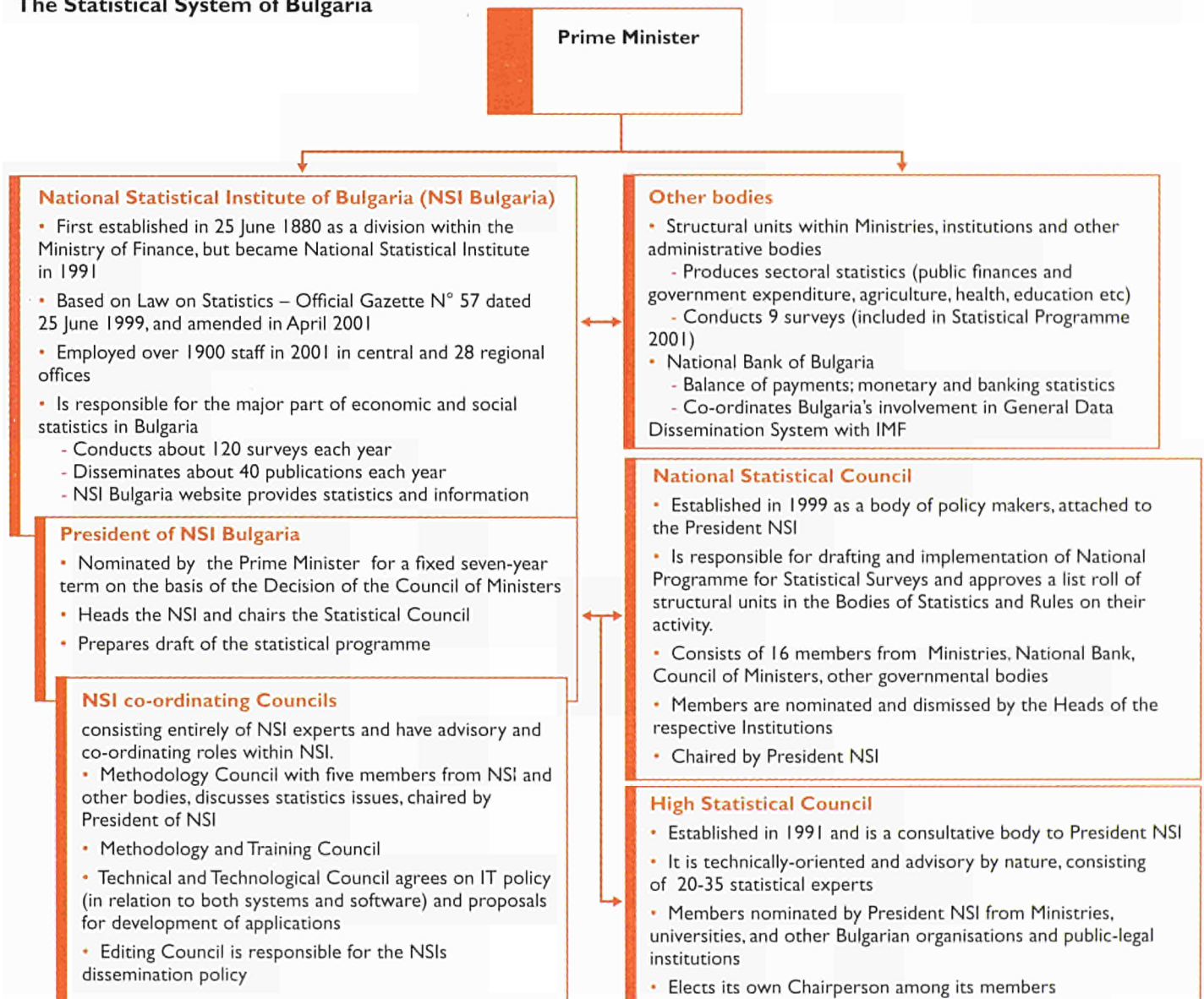
# Official Statistics in Bulgaria

Bulgaria has an extensive system of statistics but much needs to be done to bring it fully in line with EU standards

## Overview

- Bulgarian National Statistical Institute (NSI)
- Legal framework harmonised with EU requirements in 2001
- High Statistical Council and National Statistical Council
- President of NSI appointed by Prime Minister
- Over 1 900 staff in central and 28 regional offices
- About 120 surveys and 40 publications each year
- Census of population and housing in 2001

## The Statistical System of Bulgaria





## The organisation

The National Statistical Institute (NSI) is the principal organisation in the Bulgarian statistical system. It functions under the Law on Statistics 1999, amended 2001, as a state agency, within the general administration. Other main sources of data are the Bulgarian National Bank, Customs, the Ministry of Finance and various other ministries.

### The legal basis

The 1999 Law on Statistics was amended in 2001 to bring its provisions in line with EU standards. The law provides a general framework for the duties of the NSI and other "Bodies of Statistics" in Bulgaria, without actually specifying who the other bodies are. The identity of the "Bodies" and the rules of their activity are to be determined by the National Statistical Council.

The Law on Statistics includes:

- Duties of the NSI
- National Statistical Council and the national programme of surveys
- Provision of data for surveys and the provision of statistical information
- Data confidentiality
- Maintenance of the unified register for identification of economic and other subjects in Bulgaria, known as the Bulstat register
- Relations between the Bulstat register and other registers and systems
- Administrative and general provisions

The act also covers the Unified Information System for Reaction Against Crime (UISAC). This is a purely administrative system with no direct links to statistical activities. However as the responsibility of the system in relation to crime may undermine the confidence that the data are used solely for statistical purposes, there are plans to relocate the UISAC outside the NSI and other Bodies of Statistics.

## The management of the National Statistical Institute

The President and two deputy presidents of the NSI are appointed for a period of seven years by the Prime Minister upon nomination by the Council of Ministers, who also approves the organisational rules of the NSI and the duties of the principal officers.

Under the Law on Statistics, there is a High Statistical Council and a National Statistical Council. The former is technically oriented and advisory by nature. It consists of 35 recognised statistical experts or main users of information, who are nominated by the President of the NSI.

The Law on Statistics states that the National Statistical Council consists of 16 members. Ten of them are nominated by various ministries, one by the Bulgarian National Bank, one by the Council of Ministers and two by other governmental bodies. The President of the NSI takes the chair:

The roles of the National Statistical Council include:

- Adoption of a long-term strategy for the development of statistical activity
- Discussion and decisions on proposals from the bodies of statistics for including surveys of inter-institutional significance in the draft of the national programme
- Drafting the national programme for statistical surveys and presenting its financial provisions to the Minister of Finance
- Eventual approval of a list of units in the government administration to be considered as "Bodies of Statistics"

The President of the NSI has set up a Methodology Council, consisting of five members from the NSI and ten representatives from various universities, government and business institutions. In addition, the NSI has a Methodology and Training Council, a Technical and Technological Council and an Editing Council. These are internal groups of staff of the NSI.

Each year the NSI must prepare a programme of surveys and other activities. The NSI's own plans must first be put to the High Statistical Council. The wider plan, including also work of other bodies of statistics, is put to the National Statistical Council. Once approved, it is presented to the Ministry of Finance, together with the budget for each survey. Once budget allocations have been agreed, any adjustments necessary are made and the final programme goes to the Council of Ministers for approval.

Unless a survey is included in the approved programme the "Bodies of Statistics" cannot make use of the powers of mandatory participation provided by the Law on Statistics.

In addition to its other activities, the NSI has the administrative responsibility for maintaining the Bulstat register. The NSI may also carry out surveys, or provide other services for payment, for private customers.

### Structure and staffing of the NSI

With its head office in Sofia, the NSI has regional offices in each of the 28 *oblasti* or administrative divisions. These offices are responsible for data collection and initial processing in the *oblasti* except for data from central government bodies. They also help in the dissemination of results. The head office includes a training centre near Lovetch.

The directors of the regional offices are appointed by the NSI President. They manage their own staff and budgets allocated to their office from the total NSI budget. Recent cuts in funding have created problems for these offices.

The 1 900 staff of the NSI are 13 % male and 87 % female, of whom over two-thirds work in the regional offices. About 60 % have higher educational qualifications. In recent years, however, the NSI lost many well-qualified staff, particularly statisticians and IT specialists, to other employers, both in the public and private sectors where remuneration is relatively higher.

The NSI training plan 2001 to 2006 has the objective of "providing high-qualified, motivated and stable personnel able to conduct statistical activity effectively in compliance with the European Statistical System requirements". The training, internal and external, covers statistics, IT, marketing and information dissemination, the organisation and management of statistical projects and European integration.

### Funding

When the programme of surveys is presented to the Ministry of Finance, it is used to bid for funds for the NSI and the other "Bodies of Statistics". This means that funds for other activities (e.g. compilation of national accounts) have to be covered, as well as the overheads related to each project. Consequently, the costs allocated to surveys include substantial amounts for overheads. A budget for the year is allocated accompanied by an upper limit on the average salary for the year. It also indicates how much of the budgeted expenditure is to be financed by incomes to the NSI. This budget is then allocated within the NSI to the central and regional offices. In 2001, the basic budget was around € 6.8 million. The NSI President is obliged to submit to the Council of Ministers an annual report on the activities of the NSI and on the implementation of the national programme of statistical surveys.

### Co-operation

There are strong links between the NSI and universities and research institutes in Bulgaria. They are represented on the High Statistical Council, the Methodological Council and within other groups. At present, the Law on Statistics does not cover access to individual data purely for the purposes of research, thus the full benefits of data collection cannot be realised.

It is clear that the NSI has good relations with users in the government sector. However, private sector bodies are not directly represented in the councils responsible for approving the national programme. Improvements suggested by users from the private sector for users include faster publication of



economic statistics, more regional data (eg on business climate), and better access to unpublished results available in the NSI.

Regarding data suppliers, a start has been made on finding out more about the burden involved in completing NSI questionnaires. A survey in 2000 sought the opinions of directors of regional offices on the problem and their suggestions for reducing respondents' burden. A similar survey to respondents (enterprises) was held in 2001. More information will be sought in the framework of the National Phare Programme 2002 within the data quality project.

Bulgaria has participated in the many multi-national pilot projects in statistics that have been conducted under the Phare Programme. The NSI is also receiving support under the Phare national programmes.

### **Information technology and methodology**

The NSI has a fixed network linking the regional offices with servers and local area networks in the central office. Data are processed by the regional offices before being transferred to central databases. Internal technical divisions are responsible for hardware, networks and communications, however there is a serious shortage of PCs. Links between the offices will improve as the national telephone system is enhanced during the next two or three years.

In 2000, Eurostat's basic methodological documents on quality in statistics were studied as part of a review of quality problems in statistical data collection and processing. The improvements planned to the quality of the register of businesses used for statistical purposes are particularly necessary and important. In contrast with many other such institutes, the NSI in Bulgaria does not have a central unit providing methodological assistance to those conducting sample surveys. To this effect, a new section will be established to provide at least guidance on sample design, selection and on estimation.

## **The output**

### **Classifications**

For some time, NSI policy has been to adopt European classifications and nomenclatures whenever possible. Many conform or are close to conforming already, including NACE Rev.1, CPA, PRODCOM, CN, COICOP, COFOG, ISCED 97 and ISCO 88.

### **Registers**

The NSI is required to maintain a Unified Register for Identification of Economic and Other Subjects, called the Bulstat register, with a unique identification known as the Bulstat code. The Bulstat register is purely administrative. All the information is accessible to the public and it is available on the Internet.

The Statistical Business Register (SBR) is based primarily on the Bulstat register. It is updated only once a year. The quality of the Bulstat register is not sufficient as a framework for business surveys. The updating process is too slow and the information on kind of activity units is missing. Hence, the SBR has major weaknesses in the implementation of the requirements relating to the coverage and types of statistical units and lacks some variables such as secondary activities that are required in EU Member States. At present, the units responsible for surveys to businesses, mainly on structural and short-term business statistics, have been forced to maintain their own business registers. The improvement of the quality of the SBR is part of the Phare National Programme. Good co-operation between business statisticians and those responsible for the business register is needed. Such co-operation is also important with the tax administration in order to guarantee access to the VAT and trade tax files. This information can improve the quality of the business register and of business statistics.

The NSI has started development on a unified register for identification of farmers, self-employed individuals and the other natural persons.

The National Population Register is the responsibility of the Ministry of Regional Development and Public Works. Each individual has a unique personal identification number. The NSI receives information from the population register to prepare demographic statistics. The methodology complies with European requirements.

#### **Demographic and social statistics**

A population and housing census, in compliance with the UN, Eurostat and ILO recommendations, was carried out in 2001 and results are being published. It will also provide a register of agricultural holdings for use in the agricultural census in 2003.

The NSI is working with ministries to create an information system on international migration.

Education statistics follow the ISCED 97 classification. The NSI is able to provide most of the required data of the joint UNESCO/OECD/Eurostat questionnaire, except for the registers for students and teachers in higher education. The NSI will be participating in the Eurostat Continuing Vocational Training Survey.

The NSI meets UNESCO requirements for culture statistics and conducts annual surveys on theatres, cinemas, museums, libraries, TV and radio, film production and publishing houses.

The health interview survey of March 2001 was linked to the population census. The sample size was 10 000 inhabitants and response 90 %. The NSI plans to improve and systemise health statistics following changes as a result of the introduction of health insurance for hospital services. Declaration of work injuries is mandatory, development of data collection on occupational diseases is in progress and there are plans for

statistics on home and leisure accidents according to international recommendations.

There is an annual household budget survey of 6 000 households but response rates (only 60 %) and costs remain a problem. The expenditures are classified according to the COICOP. A time use survey was conducted in October 2001 in full compliance with Eurostat recommendations. In the absence of an official poverty line, household budget survey data are used as a basis for studies on poverty.

A database on local authority social assistance covering mainly activities at the municipal level, is maintained and currently updated according to policy needs. At present there is no national database with information on the unemployed or on beneficiaries of social support.

Housing statistics are based mainly on census data. There have been preliminary discussions about the possibility of creating a register of buildings and dwellings on the basis of data from the 2001 Census. A publication "Social Trends" has been prepared containing main social indicators. Further development of Bulgaria's system of social indicators is in progress. It is planned to resolve discrepancies between demographic statistics and the national register of population by using the 2001 population census for selecting samples for household surveys.

Regarding statistics on earnings and labour costs, there are problems related to the national accountancy standard of enterprises which does not contain analytical records for some labour cost elements needed for statistics. At present, there are no reliable, up-to-date sources for data on the distribution of employees by earnings or occupation.

#### **Macro-economic statistics**

The NSI is responsible for the full range of national accounts, including financial transactions accounts and balance sheets.



Priority has been given to non-financial accounts, but work has now started on detailing proposals for the development of financial accounts, with the help of the Ministry of Finance and the Bulgarian National Bank. The NSI will need to devote sufficient resources to achieve the objectives.

Annual accounts are compiled on the basis of ESA 95. Sources include NSI surveys, external trade statistics, data from the Ministry of Finance, tax revenues and data from the Bulgarian National Bank. Independent estimates of GDP are prepared based on expenditure and production approaches, at both current and the previous year's prices. The first annual estimates become available four months after year-end; first final estimates are released a year later; actual final estimates after three years. Various improvements to the accounts have been introduced in the past few years. However arrangements need to be done to provide the NSI with access to individual VAT and other tax records.

Quarterly accounts follow the same structure as the annual ones and are only released 80 days (instead of the recommended 70 days) after the end of the quarter. A new software system is being prepared for compiling the quarterly accounts – at present compiled using a sequence of unlinked spreadsheets.

The Harmonised Index of Consumer Prices (HICP) has seen several improvements in recent years. A consistent monthly series for the years 1995-2000 is now available. COICOP was introduced in 1999, and with respect to problem areas, there are improved procedures for dealing with missing prices, for introducing adjustments for quality changes and on how to obtain a suitable detailed breakdown of tourism expenditure. The CPI is released around the tenth day of the month.

### Business statistics

Although many improvements have been made during recent years, problems relate to the continuous changes within the

business community, the accountancy law and the statistical business register.

The compilation of structural business statistics is mainly based on information collected on the basis of accountancy law. Some definitions and some variables do not meet the requirements of the SBS regulation. The absence of some indicators and differences in their definitions are the main problems associated with the annual structural statistics. Deficiencies exist in the coverage of enterprises in the business register which lead to incomplete statistics, for instance for SMEs, communications and accommodation statistics. There are still some missing short-term indicators concerning sectors of industry and construction. Some improvements were made, the main one being the compilation of the industrial production index started in 1999.

A survey in full compliance with the PRODCOM regulation is under development. The development and harmonisation of iron and steel statistics has not yet started.

An aggregated energy balance has been developed in full compliance with Eurostat's energy statistics methodology. Prices of electricity and natural gas in Bulgaria are state regulated. Compilation of price statistics will be started after deregulation.

A quarterly short-term survey for the distributive trade is conducted on 4 000 enterprises, achieving very high EU compliance.

Structural data of transport enterprises are produced annually and a survey on road freight transport is carried out quarterly. The national goods nomenclature for transport is compatible with NST/R. Statistics on transport of goods by rail are close to EU requirements. The Ministry of Transport and Communications is responsible for statistics on ports and air

transport and reports regularly to the ICAO as requested. The NSI makes quarterly surveys of water transport and port enterprises that meet almost all EU requirements. Statistics on road accidents also comply with the EU requirements.

Statistics on the information society and on audio-visual services are under development.

The NSI conducts a quarterly survey on tourist accommodation and structural data on hotels, restaurants and travel agencies is produced annually. Coverage of accommodation statistics for small enterprises is not complete and the survey does not include all the variables required by the EU. A monthly border survey for Bulgarian residents and non-residents is being considered.

#### **Monetary, financial, external trade and balance of payments statistics**

The Bulgarian National Bank (BNB) is responsible for monetary statistics. Monetary and banking data are collected weekly and monthly. The monetary statistics required by the IMF and the ECB are compiled from the banks' monthly returns. The BNB expects to be able to comply fully with EU requirements by 2006.

The Ministry of Finance provides government finance statistics to the IMF. The new chart of accounts for budgetary enterprises takes account of the principles and definitions in ESA 95 and the new IMF manual. The main shortcoming is that data are available only on cash basis, but necessary measures have been taken for collecting data on an accrual basis. At present, all government finance statistics are based on reports by the spending bodies, and a financial management information system is being established giving all operations.

For trade in goods, data on each transaction is sent by customs to the Ministry of Finance. An electronic version of the records for each month is then passed to the NSI. Tables with foreign trade

data are posted on the NSI Internet site about seven to eight weeks after the end of the month. NSI is studying the INTRASTAT system. It is important that customs and the VAT office are also involved.

Balance of payments (BOP) accounts are compiled monthly by the Bulgaria National Bank eight weeks after the end of the month, following the IMF manual. Information on foreign direct investment is available from the foreign investment agency and a survey conducted by the NSI. Outward investment is covered by a BNB survey. The present arrangements do not provide adequately the detailed information on trade in services necessary to comply with EU requirements. This could be improved if the BNB receives details of each bank transaction and a highly developed processing system for the BOP accounts.

#### **Agriculture, forestry and fisheries statistics**

The main problems for agriculture statistics are the postponement of the agricultural census until 2003 and the lack of a farm register, complicated by the continuing process of land reform.

The Ministry of Agriculture and Forestry (MAF) conducts annual land use surveys based on area frame sampling and conforming to LUCAS nomenclature. There is very little data available on farm structure and requirements for the EUROFARM database cannot be met. However, results from the pilot farm structure survey will be assessed by Eurostat.

The development of data on viticulture is underway, covering the main topics in the EU vineyard survey. There is also work on wine production statistics. Full compliance is expected after 2003.

Economic accounts for agriculture, prepared by the NSI comply as closely as possible with ESA 95. Income statistics of the agricultural household sector are planned for 2004. There are plans to conduct a monthly survey on agricultural prices according to EU requirements.



MAF estimates crop production by interviewing farmers. Development of harvest forecasts (AGROMET) is planned to start in 2002.

A number of pilot surveys on animal production have been carried out. Full compliance with the EU requirements is expected after the agricultural census in 2003.

A forestry information system, with a large amount of information, has been functioning since 1992. Forestry statistics systems in line with EU requirements are being developed by the National Forestry Department and the NSI.

A new unit dealing with fisheries statistics, created in the Agency on Fisheries and Aquaculture, will study EU legislation.

#### Other statistics

The Ministry of Environment monitors environmental quality and provides information on hazardous waste. The NSI has responsibility for statistics on emissions, waste, and expenditure on environmental protection.

Bulgaria has agreed a framework of regional geography with the EU Commission for use in NUTS. The 28 NUTS 3 regions are the existing *oblasti*. The NSI has hardware and software for the analysis of geographically referenced data and for the production of maps. A regional database still needs to be developed.

In the field of science and technology, Bulgaria has complied with the guidance in the Frascati Manual since 1996, and the NSI participates in the Eurostat working party on R&D statistics and in the pilot projects on a database of R&D and innovation activities. Statistics for Bulgaria are available at the NUTS 3 level.



### The information

- NSI publishing policy is developed, discussed and updated for approval of top management by the Editing Council
- About 40 publications both in Bulgarian and English in 2001 including Statistical Yearbook
- Dissemination through reports, diskettes, CD-ROM and website [www.nsi.bg](http://www.nsi.bg)
- Press releases on a regular basis
- Calendar of press releases published by week with day announced later
- Release of information to all users at the same time
- Data protection and confidentiality rules still need to be clarified
- Improvements planned include further study of user needs, marketing strategy and continued development of website

### Conclusion

**As a result of considerable progress in the harmonisation of statistics with EU standards, Bulgaria is now able to supply many of the statistics required of Member States. This has been achieved partly as result of substantial programmes of assistance, whose continuation remains important. However, much remains to be done.**

**The NSI has prepared a long-term strategy for the development of Bulgarian official statistics to meet national needs and to ensure full compliance with EU requirements by 2006. There are some major challenges to the institute: specifically, such as the establishment of a good quality statistical business register and generally, such as the provision of adequate funding.**





40



**Service of Cyprus**  
 13, Andreas Araouzos Street  
 CY-1444 Nicosia

**Tel:** +357 22 309305  
**Fax:** +357 22 374830

**E-mail:** [cydsr@cytanet.com.cy](mailto:cydsr@cytanet.com.cy)  
**Web site:** <http://www.pio.gov.cy/dsr>





### Country Profile

<b>Geographic co-ordinates</b>	35 00 N, 33 00 E
<b>Area</b>	9 251 km <sup>2</sup>
<b>Climate</b>	Temperate, Mediterranean with hot, dry summers and cool winters
<b>Administrative Divisions</b>	6 districts
<b>Capital City</b>	Nicosia (0.2 million inhabitants)
<b>Population and Growth Rate</b>	0.76 million (with 0.68 million in the government-controlled area) +0.84 % (2001 estimate)
<b>Nationality</b>	Cypriot
<b>Ethnic Profile</b>	Greek-Cypriots 85 %, Turkish-Cypriots 12 %, others 3 %
<b>Religion</b>	Greek Orthodox 77 %, Muslim 18 %, other 5 %
<b>Official language</b>	Greek and Turkish
<b>National Currency</b>	1 Cyprus Pound (CYP) = 100 cents
<b>Exchange Rate in Euro</b>	1€ = 0.6 Cyprus Pound (Quarter 1, 2002, New Cronos)
<b>System of Government</b>	Parliamentary Democracy
<b>Executive Power</b>	President & Council of Ministers (appointed jointly by President & Vice President)
<b>Head of State</b>	President elected for five-year term by popular vote
<b>Head of Government</b>	President
<b>Legislative Power</b>	Unicameral Parliament; 80 seats: 56 assigned to Greek Cypriots and 24 to Turkish Cypriots; members are elected by popular vote to serve five-year term
<b>Judicial Power</b>	Supreme Court
<b>National Holiday</b>	Independence Day: 1 October (1960)

### Pre-Accession Milestones

**1972**

Cyprus signs Association Agreement

**1987**

Association Agreement complemented by a Protocol

**1990**

Cyprus submits an official membership application for EU membership on 3 July

**1995**

Cyprus's eligibility for membership was confirmed closed by June

**1998**

Accession negotiations with Cyprus started in March

**2002**

28 out of 31 chapters of the *acquis* have been provisionally

**2004**

Target year for EU accession

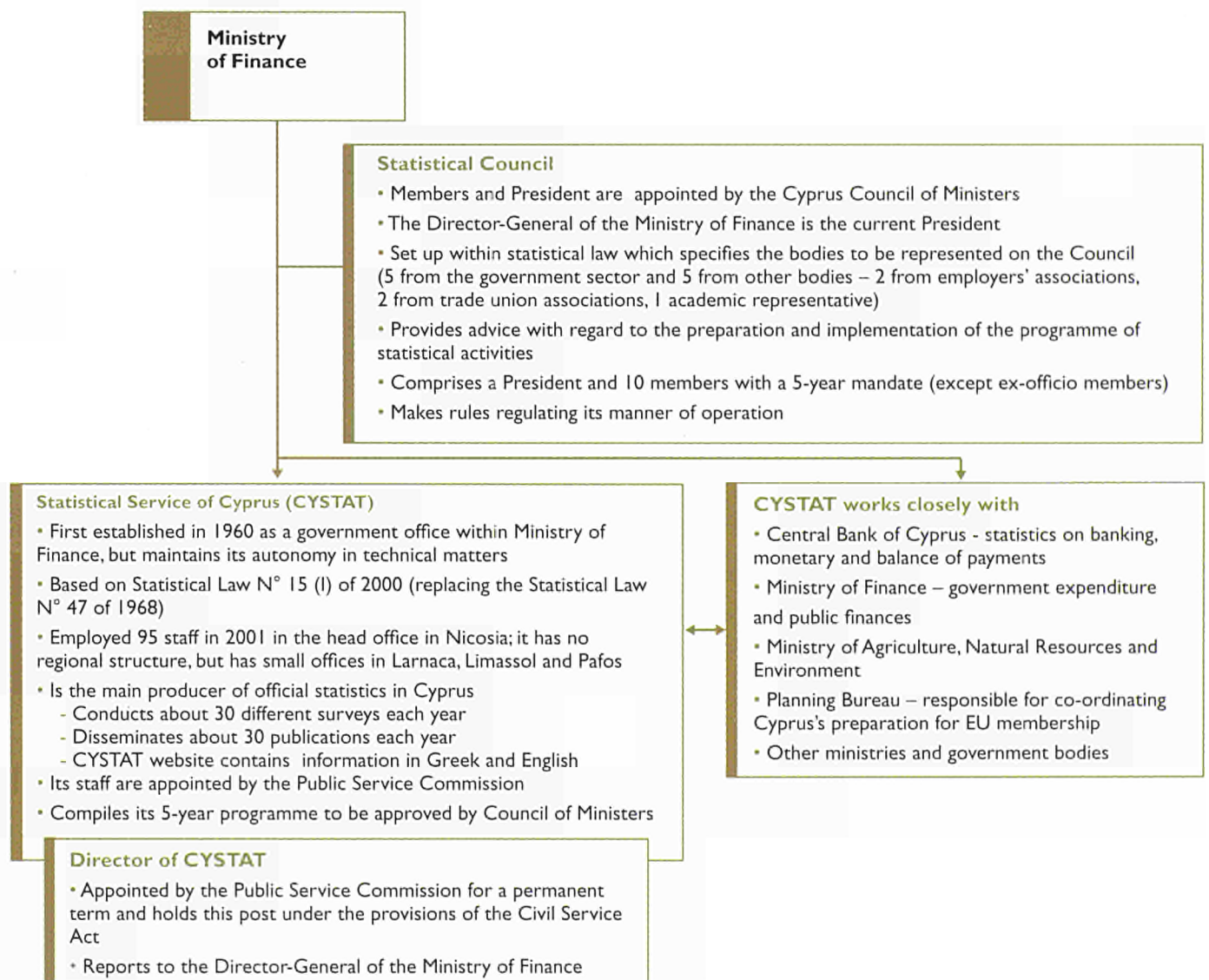
# Official Statistics in Cyprus

Cyprus has the basic infrastructure for meeting statistical needs, but some development is still required.

## Overview

- Statistical Service of Cyprus – CYSTAT
- Suitable legal framework under the Statistics Law 2000
- Statistical Council to advise and evaluate
- 95 permanent staff, field workers employed on a casual basis as needed
- Over 30 regular publications, plus ad hoc research reports, census reports and classification information each year
- Census of population and housing in 2001, census of enterprises in 2000, census of agriculture in 2003,
- About 30 surveys each year
- Additional staff is required for the implementation of the CYSTAT programme of adopting the *acquis communautaire* in statistics

## The Statistical System of Cyprus





## The organisation

The former Department of Statistics and Research, functioning since 1960 when the Republic of Cyprus was established, was recently renamed the Statistical Service of Cyprus (CYSTAT) under the Statistics Law of 2000. It is a government office within the Ministry of Finance. CYSTAT works closely with the Central Bank of Cyprus, the Ministry of Finance, the Ministry of Agriculture, Natural Resources and the Environment, the Planning Bureau and other elements of government. These are key members of the Cypriot statistical system and participate in various technical committees.

### The legal basis

The Statistics Law No. 15(I) of 2000 takes account of the relevant EU statistical *acquis* and includes features typical of laws on statistics in the EU Member States. Participation in surveys carried under the Statistics Law is obligatory.

The principal provisions include:

- The implementation of statistical programmes and the conduct of surveys
- The preparation of five-year and annual programmes of statistical activities
- The establishment of a Statistical Council to provide advice on the preparation and implementation of the programmes
- The dissemination of statistics
- The promulgation of classification systems
- The right of free access to the administrative records of ministries, government services and public corporations
- The principles governing the statistical system

CYSTAT maintains its autonomy in technical matters and has exclusive responsibility for the choice of methodology, technique, definitions and procedures for the realisation of surveys and for the time and manner of dissemination of the

results. Provisions control the disclosure of confidential information and give the Director of the statistical service the right to grant access to confidential data for specific scientific research programmes. Section 15 of the Law concerning "Statistics of the European Union" will come into force under an order from the country's Council of Ministers, when Cyprus becomes a Member State. It provides for the transmission of confidential data to Eurostat and also for the automatic incorporation in the statistical service's five-year programme of any survey adopted under Council Regulation 322/97 on Community Statistics.

Any Ministry or department of the government or public corporation may conduct surveys in matters specific to their areas of competence, provided they inform the Director and use classification systems adopted by CYSTAT.

On the whole, the Statistics Law is concerned with how CYSTAT should work, rather than what it should be trying to achieve. Other relevant laws include the Civil Service Law of 1990, the Banking Law of 1997, and the Central Bank of Cyprus Law of 1963 (being amended).

### The management of CYSTAT

The Director of CYSTAT reports to the Director-General of the Ministry of Finance. The organisational structure of CYSTAT comprises seven subject matter divisions, each headed by a senior officer.

Appointed by the Council of Ministers for a period of five years is a Statistical Council. It comprises a President and ten other members, five from the government sector and five from other bodies: two each from employers' associations and trade union associations and an academic representative from the University of Cyprus. The Statistical Council plays an advisory role which covers the following:

- Opinion and suggestions during the preparation of the programmes of statistical activities
- Observation and evaluation of the manner of implementation of these programmes
- Suggestions in relation to the further development of these programmes

The Director-General of the Ministry of Finance has been appointed as the first President of the Statistical Council.

CYSTAT is required by the Statistical Law to prepare a five-year work programme taking into account user views through various existing subject-specific committees. An annual statistical programme of statistical activities is also done by CYSTAT to implement the five-year programme. Both are then submitted to the Statistical Council and approved by the Council of Ministers.

### The structure and staffing of CYSTAT

CYSTAT is an office within the Ministry of Finance. It is based in the capital, Nicosia. It does not have a regional structure, but does have small offices in Larnaca, Limassol and Pafos, which deal exclusively with fieldwork. With only 113 permanent posts (only 95 staff employed), CYSTAT is very small compared with the NSIs in most Member States and Candidate Countries. Each division has to deal with a wide range of subjects in relation to its size. 59 % of the staff are female and 60 % are over 45 years.

Temporary staff are employed on a casual basis from the offices in the other towns and from the head office in Nicosia to carry out fieldwork, mainly by personal interview.

For permanent appointments, posts are being advertised in the Official Gazette of the Republic. The process of selecting a short-list of candidates is handled by CYSTAT,

but the final choice is made by the Public Service Commission, which is an independent body dealing with all recruitments of staff in the civil service. Unfortunately, delays in the procedures can mean that for some months CYSTAT may be without staff for whom funding is available. 62 % of the existing staff have secondary education. The staff are working very effectively; however, CYSTAT also needs urgently more qualified staff to meet the additional requirements that the *acquis communautaire* in statistics entails. In many respects, the work involved for National Statistical Institutes in smaller countries of the European Union is just as great as that required in larger countries.

The numerous co-operation projects in which Cyprus is participating, particularly with Eurostat (Medstat Programme, pilot projects under the Phare Programme), provide valuable development opportunities for staff. CYSTAT is making use of the EU trainee scheme to a very limited extent. In-house training is also provided and there are study visits to Greek and other NSIs.

### Funding

Budgets are allocated only for one year ahead. The total budget for 2001 was approximately € 6.6 million. This was a 52 % increase over the previous year but reflects extraordinary costs related to the census of population carried out in October 2001. There is considerable flexibility for moving funds between categories of expenditure when necessary. Capital expenditure on IT hardware, however, is handled centrally by the Department of Information Technology Services, which decides on requests and handles all procurement.

### Co-operation

CYSTAT has close working relations with users in government. Contact with private users arises from statistics requests and some involvement in statistics



meetings. CYSTAT is developing stronger relations with the University of Cyprus, which is also represented on the Statistical Council.

#### **Information technology and methodology**

The Information Technology Unit of CYSTAT is responsible both for data entry and the processing of data for most surveys. It has a clear view of how IT services in CYSTAT should develop, in line with the practices in other European NSIs; the problem is how to make the transition. While the existing three IT staff and eight data entry operators might be adequate to maintain an existing configuration, additional expert help is needed to introduce new developments.

There is no central database, which would be necessary for a more efficient dissemination policy. It is also necessary to set up a publications strategy.

The collection of most of the data required from enterprises or households by very experienced interviewers employed as temporary staff is considered to be the key element in achieving high levels of response and, with extensive validity checking in CYSTAT, a high level of accuracy. Computer-assisted interviewing has also been introduced that provides immediate validation of responses.

CYSTAT does not have a separate methodological section. Cross-cutting methodological issues are addressed through internal technical working groups. Particularly in a small office, this offers an appropriate way to develop office practice in relation to issues such as sample design and estimation, seasonal adjustment etc.

CYSTAT has close working relations with users in the government sector, partly through various established

technical committees. While there are contacts with users in the private sector, these mainly arise from requests for statistics. There is not the same emphasis on seeking the views of users outside government. The Statistical Council has the opportunity to better understand the needs of the private sector.

Response rates from data suppliers are very high, though there have been some complaints from enterprises about the burden placed on them. Efforts are made to find the most suitable solution, for example using administrative sources more extensively.

## **The output**

### **Classifications**

A number of statistical classifications and nomenclatures used in the EU have long been adopted, such as NACE, CN, GEONOM and CC (classification of types of construction). CYSTAT is implementing the Classification of Products by Activity (CPA) – initially for manufacturing – and plans completion in 2002. The adoption of NACE in other public administration offices is also in process, with the provision of technical assistance by CYSTAT. CYSTAT is also able to provide statistics on the basis of the international classifications relating to social issues.

A proposal for the establishment and delineation of the five NUTS levels for Cyprus has been accepted by Eurostat, which provides for the Republic of Cyprus being classified as a single region at the NUTS 1, 2 and 3 levels.

### **Business register**

CYSTAT's business register is based primarily on the information collected in the five-yearly census of enterprises. The most recent one was carried out in 2000. Newly registered electricity consumers for

industrial or commercial purposes are additional sources of information used to keep the register up-to-date. It is planned also to use VAT information. This will help in identifying which businesses have ceased to operate. An identification of kind-of-activity units still needs to be implemented.

#### Demographic and social statistics

In October 2001 CYSTAT carried out a census of population and housing. The previous one was conducted in 1992. The 2001 Census included all the core topics specified in the UN/Eurostat recommendations and additional questions to meet Cypriot requirements. The Eurostat tabulation programme will be fully adopted.

CYSTAT has been supplying demographic statistics to Eurostat since 1998, including information on migration and foreign workers in Cyprus.

A labour force survey was introduced in Cyprus in 1999 on an annual basis, with one quarter of the survey sample being replaced each year. From the year 2003 onwards, the survey will start running on a quarterly basis.

Other surveys include a quarterly establishments survey of employment, a labour costs survey, in line with EU requirements (carried out in 2001) and a structural earnings survey, following EU guidelines (to be carried out in 2003).

The revised ISCED 97 classification has been adopted for the collection of information from educational establishments. The financial statistics on education are incomplete with respect to private educational establishments. Many Cypriot students are studying abroad and CYSTAT uses information regarding the applications for grants submitted to the Ministry of

Finance, as a source for identifying them. Data are not available at present on adult vocational training.

At present Cyprus is able to meet only a few of the requirements for culture statistics. CYSTAT is collaborating with the cultural services under the Ministry of Education to obtain the information recommended by the Eurostat Leadership Group on culture statistics.

Information does not cover all that is required but includes the following:

- Birth and death registration and causes of death
- Data from government hospitals and clinics
- A register of doctors, dentists and hospitals/clinics (carried out in 2000)
- Accidents at work from records kept by the Ministry of Labour

The information supplied by private hospitals is incomplete. A number of new initiatives are being explored by CYSTAT, including the launching of a health interview survey in 2003.

A household budget survey conducted in 1996/97 complied fully with EU guidelines. However, this needs to be done on an annual basis. The next survey will be held in 2002/3, with a sample size of 3 600 households.

CYSTAT can provide most of the social indicators required. Social protection is under study. Housing statistics need to be up-dated more frequently.

#### Macro-economic statistics

The change from SNA 68 to ESA 95 is ongoing. Concepts and definitions are being studied and adopted and relevant changes are made on survey data and estimation methods. Annual estimates of national accounts aggregates are compiled on data from CYSTAT and other sources,



including the Ministry of Finance, the Central Bank of Cyprus etc. A first set of accounts of the general government has been produced and work has started on a new input-output table. CYSTAT collects (and publishes quarterly) various monthly indicators of economic activity, as well as quarterly estimates of GDP.

CYSTAT has been participating since 1997 in the Eurostat programme of work on purchasing power parities, as a member of the southern group of countries. All the necessary price surveys are conducted in accordance with the prescribed time-schedule. A Harmonised Index of Consumer Prices (HICP) for Cyprus has been produced monthly since January 1999 (with comparable figures back to 1996). It has been modified as necessary to comply with the changes required in coverage.

#### **Business statistics**

Business surveys are conducted by personal interview and achieve almost 100 % response rates. Survey questionnaires are gradually being extended and adapted to cover all the information required in the Structural Business Statistics Regulation. CYSTAT collects information annually on industry and construction, wholesale and retail trade, transport, finance and insurance, education, health and other services. CYSTAT is also modifying and extending its range of short-term inquiries to be able to meet the requirements of the Short-Term Statistics Regulation.

Though Cyprus's industrial production levels are below the relevant threshold, CYSTAT intends to introduce a PRODCOM survey in 2003.

CYSTAT meets fully the requirements of the joint IEA/Eurostat energy questionnaires and has implemented the directive on the transparency of electricity prices.

Statistics on transport and communications are compiled partly from CYSTAT surveys and partly from information from other agencies on road accidents, shipping, aviation, telecommunications and postal services. The annual survey has been brought into line with the Structural Business Statistics Regulation. Monthly indicators are also compiled and CYSTAT intends to harmonise this enquiry with the Short-term Statistics Regulation.

The Department of Road Transport supplies information on registrations of motor vehicles, which is analysed by CYSTAT and published monthly, quarterly and annually. CYSTAT conducts an annual survey on road infrastructure and provides the results to Eurostat. As from 2002, a new survey on transport of goods by road was introduced.

On maritime transport, the Cyprus Ports Authority has made arrangements with the Department of Customs and Excise for commodities to be classified as required and for the introduction and operation of a central computerised information system, facilitating the collection and storage of harmonised data for all ports.

Cyprus's aviation statistics are already harmonised with EU requirements.

CYSTAT collects information on arrivals of all kinds of passengers in Cyprus at the ports of entry. Information on tourist accommodation is provided to CYSTAT by the Cyprus Tourism Organisation. Tourist flows and expenditure are covered through surveys at border points by CYSTAT.

#### **Monetary, financial, external trade and balance of payments statistics**

External trade statistics are compiled by CYSTAT on a monthly basis, based on the customs declarations made by use

of a Single Administrative Document. The Eurotrace software is used for dissemination purposes. Preparatory work has commenced for the introduction of the INTRASTAT mechanism, in collaboration with the VAT Service.

Monetary statistics are the responsibility of the Central Bank of Cyprus, which is moving towards complying fully with the requirements of the ECB. The bank is also responsible for the balance of payments data, supplied quarterly and annually. A new balance of payments reporting framework has been implemented from 1st January 2002 to counter the loss of data associated with the abolition of controls on the flow of capital. This is an open settlements-based system, complemented by direct reporting and surveys.

The fiscal deficit and debt accounts are compiled by the Ministry of Finance, based on the IMF's concepts and definitions.

#### **Agriculture, forestry and fisheries statistics**

There is close collaboration between the Ministry of Agriculture and CYSTAT. Information on land use is derived from censuses of agriculture. CYSTAT carried out a census in 1994, and is planning another one, complying with EU guidelines, in 2003. Economic accounts for agriculture are prepared by CYSTAT and are being adapted to bring them into line with EU requirements, as are the mechanisms for collecting information on agricultural prices, including prices in the municipal markets, export prices and prices for own consumption.

The Ministry collects statistics on viticulture and on fruit growing and has a register of vineyards.

Information on cereals production is obtained from the Grain Commission and for other crops from CYSTAT.

Changes to bring them into line with EU requirements have been made. There is almost full compliance in the collection of statistics on livestock and animal production. CYSTAT compiles supply balance sheets for crop and animal products produced in Cyprus and used for human consumption.

The Department of Forests has only one outstanding difficulty in completing the joint FAO/ECE/Eurostat questionnaire: information on private forest holdings. However, none of these is active commercially.

The Department of Fisheries has responsibility for the transmission of fisheries statistics to all international organisations and complies fully with EU requirements.

#### **Other statistics**

CYSTAT is co-ordinating statistics on environmental issues. New surveys on municipal waste generation and disposal and environmental protection expenditures in industry have been initiated in 2002. On topics such as air and water quality, CYSTAT is encouraging the agencies responsible to adapt or extend their information systems to produce the necessary data.

A survey on research and development is carried out on an annual basis since 1999. An innovation survey is scheduled to be held in 2002.



## The information

- Publications catalogue available with publications in Greek and English
- About 40 publications each year including a yearbook entitled "Statistical Abstract"
- Data also disseminated in bulletins, press releases or electronically
- Press releases distributed by the government Press and Information Office
- Release dates announced in advance for a number of key indicators
- Much information available on the website

[www.pio.gov.cy/dsr](http://www.pio.gov.cy/dsr)





## Conclusion

Overall, Cyprus is quite well advanced in the field of statistics. With the Statistics Law 2000 Cyprus now has in place a suitable legal framework and CYSTAT is working and planning to ensure that Cyprus complies with all the EU statistical *acquis* by the date of accession. To reach this challenging objective, CYSTAT is undertaking the following actions:

- To increase its skilled staff in the fields where there are still gaps in the implementation of the *acquis communautaire*
- To participate in pilot projects and working group meetings organised by Eurostat
- To plan and implement the transition to more up-to-date and flexible IT systems
- To give more emphasis to identifying the needs of business and users of statistics other than government bodies



## Czech Republic



### Czech Statistical Office

Sokolovská 142  
CZ-186 04 Praha 8

**Tel:** +4202 7405 2421 **E-mail:** [povolna@gw.czso.cz](mailto:povolna@gw.czso.cz)  
**Fax:** +4202 8481 8103 **Web site:** <http://www.czso.cz>







## Czech Republic **Česká Republika**

### Country Profile

<b>Geographic co-ordinates</b>	49 45 N, 15 30 E
<b>Area</b>	78 866 km <sup>2</sup>
<b>Climate</b>	Temperate with cold, snowy winters and mild summer
<b>Administrative Divisions</b>	77 administrative districts and 14 regions
<b>Capital City</b>	Prague (1.2 million inhabitants)
<b>Population and Growth Rate</b>	10.2 million, - 0.25 % (2001 estimate)
<b>Nationality</b>	Czech
<b>Ethnic Profile</b>	Czech 94 %, Slovak 3 %, others
<b>Religion</b>	Roman Catholic 26 %, Atheist 58 %, others
<b>Official language</b>	Czech
<b>National Currency</b>	1 koruna = 100 haleru
<b>Exchange Rate against Euro</b>	1€ = 31.8 koruna (Quarter 1, 2002, New Cronos)
<b>System of Government</b>	Parliamentary Democracy
<b>Executive Power</b>	President & Cabinet (Cabinet appointed by President and approved by Chamber of Deputies)
<b>Head of State</b>	President elected for five-year term by both chambers of the parliament
<b>Head of Government</b>	Prime Minister, appointed by President
<b>Legislative Power</b>	Bicameral Parliament; Senate: 81 seats and serve six-year term; Chamber of Deputies: 200 seats and serve a four-year term; all members are elected by popular vote
<b>Judicial Power</b>	Supreme Courts & Constitutional Court
<b>National Holiday</b>	Czech Founding Day: 28 October (1918)

### Pre-Accession Milestones

**1988**

Establishment of diplomatic relations between Czechoslovakia and EU

**1990**

Czechoslovakia joins Phare Programme

**1993**

Czech Republic signs Europe Agreement in October

**1995**

Czech Republic's Europe Agreement of Association enters into force in February

**1996**

Czech Republic submits an official membership application for EU membership on 17 January

**1998**

Official negotiations for EU membership were launched in March

**1999**

Czech Republic submits revised version of the National Program for Adoption of the *Acquis* in May

**2000**

Official opening of accession negotiations in February

**2002**

25 out of 31 chapters of the *acquis* provisionally closed by June

**2004**

Target year for accession

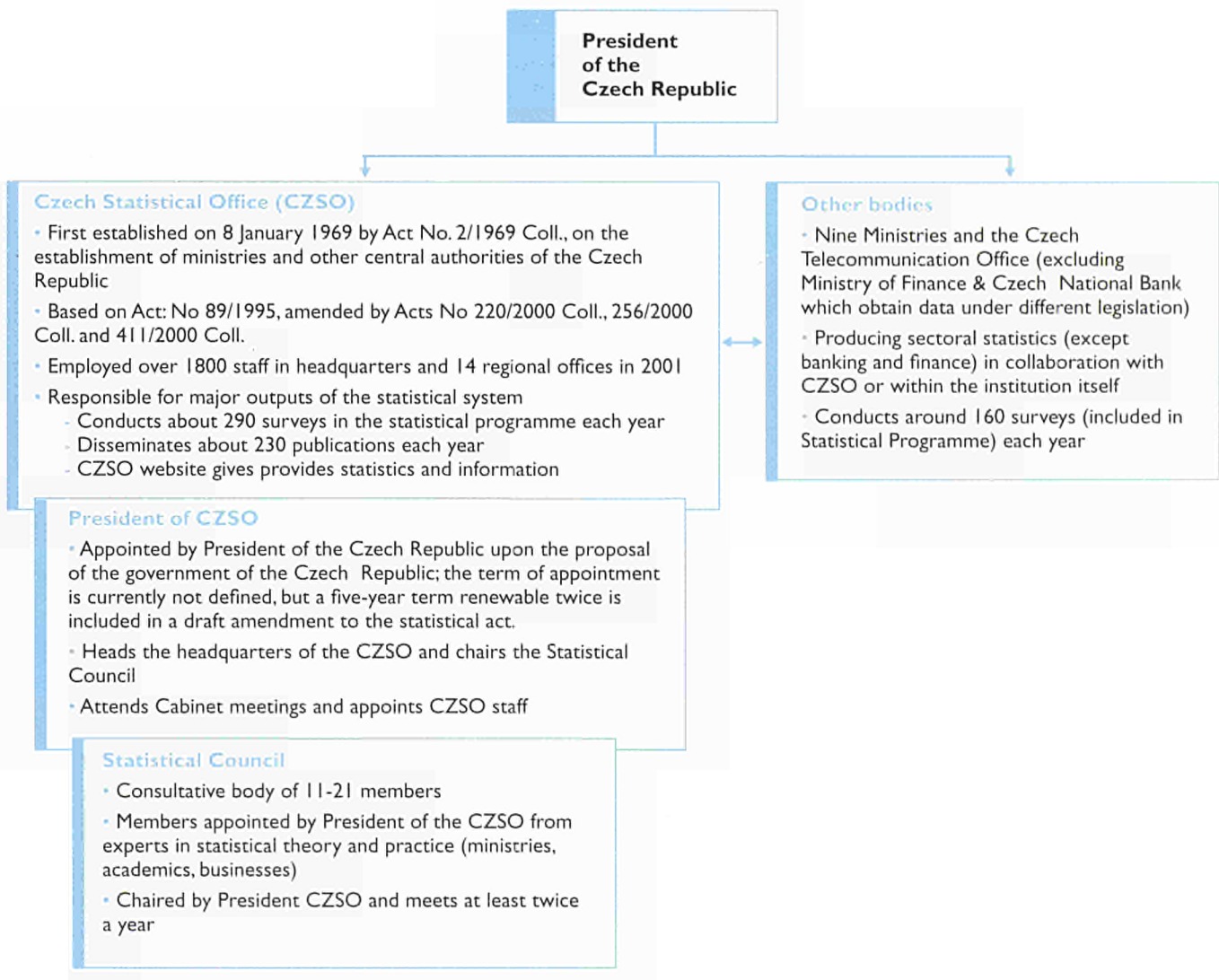
# Official Statistics in Czech Republic

The Czech Republic has the structures and the skills to meet virtually all current and future statistics obligations

## Overview

- Czech Statistical Office (CZSO)
- Legal framework reinforced by amendment in 2001
- Statistical Council chaired by President of CZSO
- President of CZSO appointed by President of the Republic
- Over 1 800 staff in central and 14 regional offices
- About 290 surveys and 230 regular publications each year
- Census of population and housing in 2001

## The State Statistical Service of the Czech Republic





## The organisation

The principal body of the State Statistical Service of the Czech Republic is the Czech Statistical Office (CZSO). It is a central authority of the Republic with freedom from political interference, impartiality and the confidentiality of data guaranteed under the law. It is responsible for the methodology of statistical surveys. It collaborates and shares data with the Czech National Bank, the Ministry of Finance and other ministries. It is also required to process election results.

### The legal basis

The State Statistical Service Act of 1995 provides the main legal basis for the statistical service and the CZSO.

It covers:

- Guarantees of impartiality
- The Statistical Council
- Limits on the compulsory collection of data
- The use of administrative data sources
- Confidentiality and individual data protection
- Providing statistical information
- Statistical classifications, nomenclatures and registers

An amendment came into effect in 2001 to:

- Strengthen the co-ordinating role of the CZSO
- Widen access to data from tax, customs and social insurance administrations
- Emphasise the protection of individual data
- Permit the provision of individual data to international organisations, and Eurostat.

Other legislation concerning statistics covers the population and housing census, banking, foreign exchange and environmental protection.

## The management of the CZSO

The President of CZSO is appointed for five years (as per the amendment to draft statistical law) by the President of the Republic on a recommendation by the government and attends cabinet meetings of the government. There are four vice presidents for the main sectors: statistics, administration, systems development, regions and information output.

One of the principal ways the CZSO co-ordinates the whole statistical service is through the preparation of the annual programme of surveys. This involves considerable meetings with ministries and discussions over methodologies. For 2002 the programme includes 124 surveys carried out by the CZSO and 157 by other bodies. There are also some surveys undertaken by ministries in addition to the programme.

The Statistical Council is chaired by the President of the CZSO who also appoints the members from among experts in statistical theory and practice. They include representatives from ministries, the national bank, academic institutions and business organisations. The Council meets at least twice a year and its main roles are to consider the programme of surveys, proposals for regulations and questions related to the development of the state statistical service. However, the proposed annual programme is seen by the Statistical Council at a late stage, making it difficult to change decisions about additional requests for statistics. In the future, the role of the Statistical Council could be enhanced by seeking its views at a much earlier stage, giving the users outside government more influence in shaping the programme.

## Structure and staffing of CZSO

The Czech Republic now comprises of 14 regions, each with its own directly elected government. The CZSO has been reorganised to have an office in each region. The work of

these offices is focused on dissemination and statistical support to the regional authorities and on fieldwork. In addition, in 6 regions there are nationwide data processing departments, each with a responsibility for specific topics and reporting directly to the head office.

The CZSO had over 1 800 staff in 2001, excluding a census unit. Of these, 37 % are in the central office in Prague, 75 % are female, 52 % are over the age of 45 and 36 % are graduates. Recruitment of staff is focused on lowering the average age and raising the proportion of graduates.

The CZSO continues to give high priority to technical training in the EU statistical system and information technology. Foreign language and management skills are also included. The CZSO has made a start on the use of total quality management using the European Foundation Quality Model and has recently adopted an Ethical Code, which lays down principles on desired standards of behaviour and propriety of the CZSO employees.

### Funding

The total annual budget for the CZSO has to be approved by parliament. In 2001, it was approximately € 64 million. This included provision for a population and housing census and for the realisation of the programme for the adoption of the *acquis communautaire*. Regular reports on the fulfilment of budget and the results produced are required. A very detailed monitoring of projects linked with EU requirements has been launched.

The budget distinguishes between current and capital expenditure. The 2001 budget included approximately € 5.7 million for capital expenditures on the projects. Once the budget is agreed by Parliament, the CZSO has little freedom in the way it is spent. Moving funds between the

allocations for capital expenditure, wages and other current expenditure requires special approval. However in recent years it has been possible to use savings from reducing staff numbers to improve the pay of remaining staff.

The link between the annual programme and available resources still needs to be developed. At present the allocation of resources by the Ministry of Finance is determined according to the previous year's figures and other elements beyond the control of the CZSO, such as the statutory limits on average wage levels.

The first annual report, covering main CZSO activities in the year 2000, was published in 2001. This included priorities determined by the top management for the following year.

### Co-operation

There are various universities and research institutes in the Czech Republic with close links to the statistical service and several are represented on the Statistical Council. The CZSO has formal agreements with academic institutes and universities.

With regards to data supply, the CZSO also has agreements on mutual collaboration and data supply with most central government agencies, but not with local and regional governments.

Regarding relationships with users, meeting the statistical needs of the EU has obviously been the driving force behind most of the developments in the statistical service. The arrangements for keeping in touch with users within the country relate mainly to specific subjects. The CZSO is, however, conducting a survey among users about their general requirements. There are also regular meetings with trade and business associations.



### Information technology and methodology

The budget for the population census made it possible to upgrade significantly the information technology available to the CZSO. The CZSO now has a UNIX-based system with client-server architecture, a local area network in Prague and a wide area network covering the regional offices. At present approximately 1 400 PCs have been connected to the network so that practically all statisticians who are responsible for data evaluation, data capture or primary data processing have access to the network.

Automated data capture has been introduced in the labour force survey and in price collection for the CPI. Optical scanning was used in the census of population, and is now used in processing data collected in surveys.

Metadata on the network includes a description of statistical concepts, descriptions of codes/lists and regularly up-dated codes/lists as well as a set of metadata on the website describing various areas of statistical activities.

The CZSO has introduced electronic versions of statistical questionnaires, particularly for economic surveys. They are available from the CZSO website or on diskette and have delivered improved response rates.

Each year the CZSO arranges two one-day meetings with other bodies in the statistical service to discuss methodological issues.

## The output

### Classifications

The CZSO has adopted all the major EU classifications such as COICOP, COFOG, ISCO-88, PRODCOM, ISCED, CC and GEONOM. National versions of several international

classifications (such as CZ-NACE and CZ-CPA) are fully compliant with the corresponding EU classifications. The Czech Republic has agreed with Eurostat on the regional structure for the NUTS classification.

### Registers

The business register is used for administrative and commercial as well as statistical purposes. The CZSO maintains both the public part of the business register for use by the other bodies in the state administration and the part available only for statistical use. The information on enterprises comes from the commercial courts, trade registers and professional registers. Each legal unit is identified by a number that is assigned at registration.

The register has some 2.1 million units, including registered farmers and units in the government sector. The growth of units is about 140 000 annually. While all the large businesses and samples of the others are contacted in CZSO business surveys, there has been no contact since registration with the majority of the businesses. It is estimated that about half the apparently active units on the register are either inactive or wrongly classified.

To rectify this, the CZSO has taken a number of steps, some as part of the national Phare Programme. Changes to the Statistical Service Act now make it possible to receive income tax information. Together with information on the self-employed from the social security system, this will help considerably in identifying which businesses have ceased to operate. Several special censuses and surveys have all yielded information that could be used to up-date the business register during 2002.

In addition to the business register, there are also registers of census districts, farms and accommodation establishments. Legislation in business registration is

included under numerous laws, allowing registrations from many different locations. A single law on business register would rationalise the procedure for registering businesses. The CZSO is also working with ministries in developing a system of basic interconnected registers for public administration, including population, business and real estate.

#### **Demographic and social statistics**

The population and housing census was conducted in 2001 and results are being released.

Since January 2002, the content of the labour force survey has been fully harmonised with Eurostat standards. Information on unemployment is also available from the Ministry of Labour and Social Affairs. The latter also carries out surveys on social care and social security benefits including the ad hoc module set by Eurostat and maintains an Information System on Labour Costs. The Ministry obtains data on earnings from the administration of the social insurance scheme.

To provide regional data comparisons, an annual survey by the CZSO collects information on employees and earnings in local units with 20 or more employees.

Education statistics are compiled by the Institute for Information on Education. Data conforms to ISCED 97 and almost all information requested can be provided. All data are available at the NUTS 2 level.

The CZSO is participating in the EU working group on the continuous vocational training survey provided to employees by employers.

The Ministry of Culture and other bodies are able to supply indicators on most of the categories identified in the UNESCO classification of cultural activities. Data relating to

audio-visual products is available from surveys carried out by the CZSO and by the Ministry of Culture.

An extensive range of health statistics primarily from the Institute of Health Information and Statistics are available in line with WHO and other international guidelines.

Information on accidents at work is available but some changes to the legislation under which this is collected are necessary to follow the standards used in "European Statistics on Accidents at Work". The CZSO carries out regular annual surveys on incapacity for work due to illness or injury.

The CZSO has had a continuous household budget survey since 1956, but it is based on quota sampling from the micro-census held every five years and has a small sample size. The CZSO has been experimenting with a survey based on random sampling, with a design suitable to produce regional estimates and questions aligned almost entirely with EU requirements. However, the response was only just over 30 % due to the heavy burden involved in record keeping. A re-design of this survey is necessary.

The Ministry of Labour and Social Affairs is developing a system of social protection accounts (ESSPROS) for the beginning of 2003, with pilot results for the reference year 2000. Currently these accounts only cover the activities of the Ministry, but all relevant activities will eventually be included for accounts to be prepared by 2004.

#### **Macro-economic statistics**

Czech annual accounts at current prices follow ESA 95. Data including financial accounts and balance sheets for each sector are available at the three-digit level of NACE. So far, constant price figures are available from quarterly



accounts only, at a more aggregated level of activity. The improvements now being made to the business register are crucial to the reliability of the national accounts.

Work is proceeding on supply and use tables with emphasis on achieving balances at current prices, rather than at both current and constant prices.

Quarterly estimates of GDP are released ten to eleven weeks after the end of the quarter. The CZSO hopes to introduce flash estimates based on short-term output indicators. These would be released 45-50 days after the end of the quarter.

The Ministry of Environment is currently preparing proposals for indicators of sustainable development. In 1998 the CZSO started preparing accounts on environmental protection expenditure in close consultation with the Ministry of the Environment and Eurostat.

In the financial accounts, there are some adjustments that still have to be made to the government sector figures from the Ministry of Finance to bring them in line with ESA definitions.

The CPI is published monthly, six working days after the end of the month using the current COICOP. The weights combine information from the household budget survey and the national accounts. The choice of outlets and the selection of items to be priced have been up-dated using results from the census of retail trade. The CZSO also introduced a Harmonised Index of Consumer Price (HICP), in parallel with the CPI.

The CZSO participated fully in the Eurostat project to prepare 1999 purchasing power parity and has

developed integrated sets of monthly producer, export and import prices. The PPIs are published at the three-digit level of NACE/CPA.

The agricultural price indices are being developed by the CZSO as part of the Eurostat pilot project on agricultural statistics.

#### **Business statistics**

A review of the surveys used in compiling structural business statistics is underway. The compiling of short-term statistics is organised by sectors of the economy. The PRODCOM classification is used for the compilation of industrial production statistics.

For the distributive trade, a full census of the legal units in retailing was carried out in 1999. Wholesale and retail trade provides the largest share of units on the register. A new survey for the year 2002 is under preparation. The sample will be designed to yield estimates at the three-digit level of NACE rev. 1.

Road and inland waterways transport statistics from the Ministry of Transport and Communications already comply well with EU requirements. There is a regular monthly survey on rail transport with transport of goods between regions (NUTS 3) incorporated. It is expected that most of the data required by the draft council regulation on air transport will be provided for the year 2002.

The Czech Republic is participating in the Eurostat working party on statistics on the information society and expects to propose new statistical surveys or additions in the programme for 2003.

Information on tourist accommodation is available and the CZSO has introduced a monthly survey on

utilisation. Monthly information is also available on border arrivals and departures. Information about tourism by Czech residents will be available from 2002. Service industries are included in structural business surveys. The planned new system of surveys will start in respect of 2002. Short-term statistics have been published regularly.

In general, business statistics suffer from the deficiencies in the business register, complex questionnaires resulting in heavy burden on respondents, lack of response from small businesses and difficulties in assessing the accuracy of the data.

#### **Monetary, financial, external trade and balance of payments statistics**

The Czech National Bank (CNB) is responsible for monetary and balance of payments statistics and the recommendations of ESA 95 have already been adopted. Government finance statistics from the Ministry of Finance do not yet conform fully. Monthly statistics for external trade compiled by the CZSO on the basis of customs documents are published 16 working days after the end of the month. They conform fully to international guidelines. Plans are underway for the introduction of INTRASTAT. The CNB prepares quarterly balance of payments accounts following the IMF manual. The bank also has a programme in progress for the further development of statistics.

#### **Agriculture and forestry statistics**

A census of agriculture was carried out by the CZSO in 2000 with considerable help from the Ministry of Agriculture. The results are now in a suitable database and provide the first general overview of the structure and condition of the country's agricultural sector. However, there are still no published statistics about household incomes in this sector. The CZSO has been involved in

several Phare pilot projects organised by Eurostat to help Candidate Countries establish and implement different statistics covering agriculture.

The CZSO reports almost full compliance in the area of crop production statistics. Regarding animal production, the Ministry is responsible for statistics on poultry and milk production while the CZSO is responsible for other animal products and balance sheets. These statistics are now in line with EU standards.

Forestry statistics are fully compliant with the OECD/Eurostat/FAO questionnaire.

#### **Other statistics**

Between them, the Ministry of the Environment and the CZSO are able to supply most of the required environment statistics and indicators.

Much regional and geographic information is available at NUTS levels 2 and 3. Some data down to level 4 is being added to the "KROK" regional database, which is accessible on the CZSO website. The CZSO has published regional accounts for the years 1996-2000. These include GDP at NUTS 3 level. It has not been possible to include regional estimates of household consumption expenditure because of the inadequate size of the sample in the household budget survey at present.

The Czech Republic has developed its statistics on R&D and innovation following the methodology of the EU and the Frascati and Oslo manuals. It is represented at all Eurostat R&D working party meetings. There is a plan to launch a survey on innovation in 2002.



## The information

- A full catalogue of publications can be found on the website [www.czso.cz](http://www.czso.cz)
- Full range of information available in Czech, English, French and German
- About 230 regular publications each year
- Most publications in hard copy and electronic formats
- Press releases according to a fixed calendar
- Press briefings for major data releases
- Sensitive data published at 09.00 a.m. on the date previously announced
- CZSO Publications Shop and information centres in regional offices
- Data protection and confidentiality rules in State Statistical Service Act

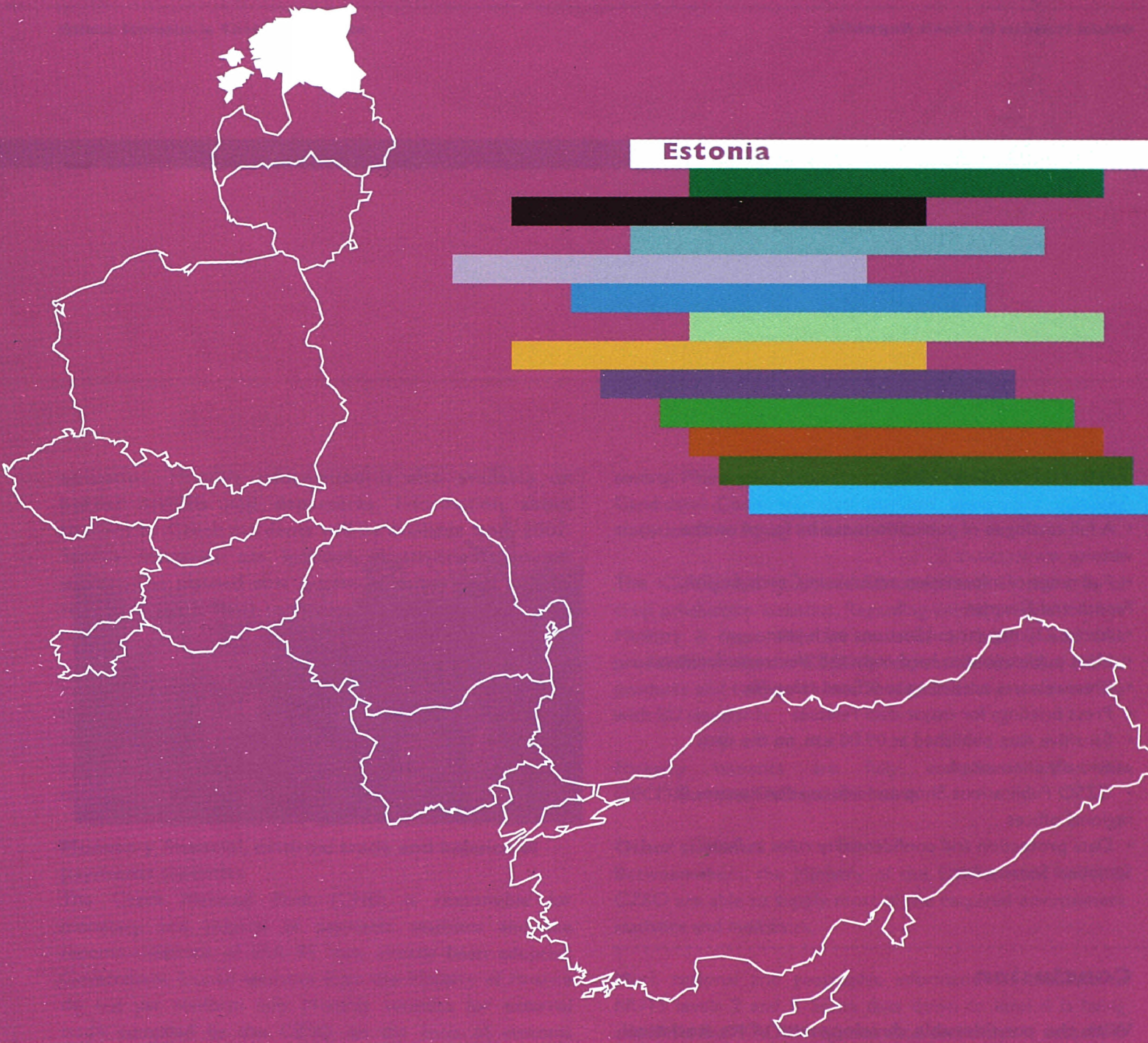


## Conclusion

**With the considerable development of its statistical services in recent years, the Czech Republic will comply with almost all the statistical *acquis* of the European Union by the end of 2003. Following the recent changes to the State Statistical Service Act, the institutional arrangements for the statistical system also compare well with EU standards.**

**At the same time, opportunities exist to reduce the burden of reporting business data, improving the business register and perhaps giving the Statistical Council a larger role in contributing to the annual programme of surveys.**





**Estonia**

AD





## Estonia Eesti

### Country Profile

<b>Geographic co-ordinates</b>	58 00 N, 25 00 E
<b>Area</b>	45 227 km <sup>2</sup>
<b>Climate</b>	Temperate with cold, cloudy, humid winters and cool summers
<b>Administrative Divisions</b>	15 counties ( <i>maakond</i> ), 42 cities ( <i>linn</i> ) and 205 rural municipalities ( <i>vald</i> )
<b>Capital City</b>	Tallinn (0.4 million inhabitants)
<b>Population and Growth Rate</b>	1.4 million, - 0.55 % (2001 estimate)
<b>Nationality</b>	Estonian
<b>Ethnic Profile</b>	Estonian 65 %, Russian 28 %, Ukrainian, others
<b>Religion</b>	Evangelic Lutheran 78 %, Orthodox 19 %, others
<b>Official language</b>	Estonian
<b>National Currency</b>	1 kroon = 100 cents
<b>Exchange Rate against Euro</b>	1€ = 15.65 kroon (fixed exchange rate)
<b>System of Government</b>	Parliamentary Democracy
<b>Executive Power</b>	President & Council of Ministers
<b>Head of State</b>	President elected for five-year term by two-thirds majority, otherwise elected by electoral assembly
<b>Head of Government</b>	Prime Minister, nominated by President and appointed by Parliament
<b>Legislative Power</b>	Unicameral Parliament or <i>Riigikogu</i> ; 101 seats; members are elected by popular vote and serve a four-year term
<b>Judicial Power</b>	National Court (chairman appointed by Parliament for life)
<b>National Holiday</b>	Independence Day: 24 February (1918)

### Pre-Accession Milestones

**1991**

Establishment of official relations between Estonia and EU after its independence

**1995**

Estonia signs Europe Agreement

**1995**

Estonia submits an official membership application for EU on 28 November

**1998**

Estonia's Europe Agreement of Association enters into force

**1998**

Official negotiations for EU membership were launched in March

**2002**

26 out of 31 chapters of the *acquis* provisionally closed by June

**2004**

Target year for EU accession

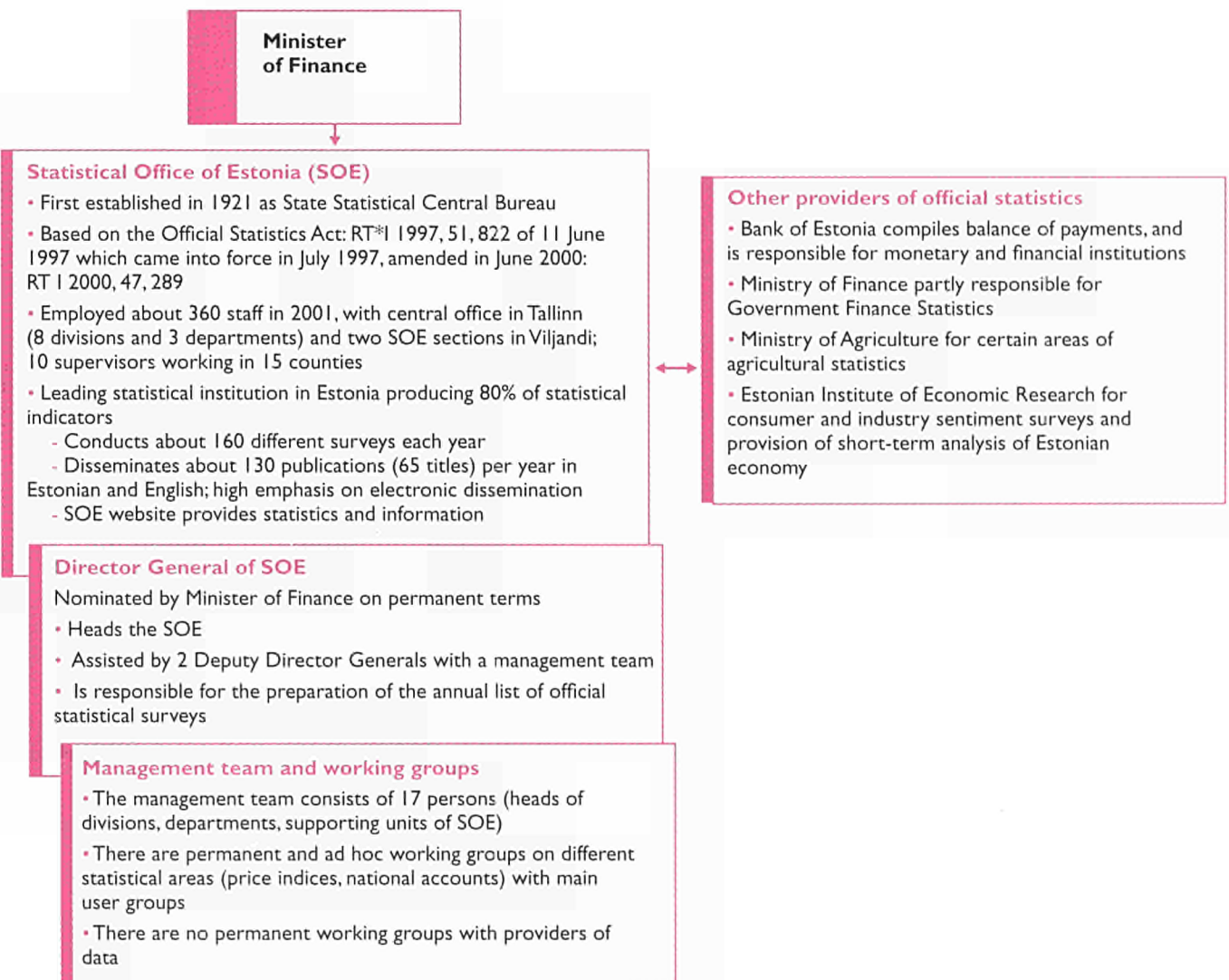
# Official Statistics in Estonia

Estonia presents a very positive and competent approach to the collection and dissemination of official statistics

## Overview

- Statistical Office of Estonia (SOE)
- Legal framework harmonised with EU requirements and updated in 2000
- No Statistical Council but permanent and ad hoc working groups with users
- Director General of SOE appointed by Minister of Finance
- About 360 staff in central office
- 160 surveys and 130 publications (65 titles) each year
- Population and housing census in 2000, agricultural census in 2001

## The Statistical System of Estonia





## The organisation

The Statistical Office of Estonia (SOE) is the main provider of statistics, with the Bank of Estonia contributing balance of payments, monetary and financial information. Additional data comes from other government ministries. Consumer and industry opinion surveys are carried out by the Estonian Institute of Economic Research.

The SOE functions under the Official Statistics Act of 1997, amended in 2000.

### The legal basis

The Official Statistics Act of 1997 was mainly in compliance with EU regulations at that time and stressed the importance of impartiality, reliability, relevance, cost-effectiveness, confidentiality and transparency. To reach full compliance a revised act came into force in June 2000. Among the provisions are:

- Definition of official statistics
- The conduct of official statistical surveys
- The scope of the statistical bodies
- Strengthening the co-ordination role of the SOE
- The duties of agencies conducting official surveys
- The requirement to inform respondents about the purposes of data collection
- The obligations and liabilities of respondents
- Data protection, transmission and dissemination

Other laws cover censuses, population register, wages data, classifications and data protection. The statistical legislation is well in line with the EU statistics regulation. The SOE has now the right to communicate directly with all government agencies and to use data from administrative sources, whenever possible. However, the interpretation of the act and technical reasons are still hindering the fulfilment of this. Two working groups are currently addressing these issues.

### The management of the Statistical Office of Estonia

The SOE is headed by the Director General, nominated by the Minister of Finance for an undefined period of time. He is assisted by two deputy directors general. One is in charge of planning, international affairs and EU-integration. The other one assists the Director General in administration and IT. The management team of the SOE consists of 17 persons (all heads of divisions, departments and supporting units).

The mission of the Statistical Office is to provide society with objective and relevant official economic, population, social and environmental statistics.

The SOE is responsible for the preparation of the annual programme of surveys. In planning this, the proposals and amendments of ministries, state agencies, county governments, research establishments and other institutions as well as international requirements are taken into consideration. The annual list of official statistical surveys is approved by the government. In 2001, there were about 160 surveys.

A strategic plan 2001-2005 includes the following goals:

- Provide society with an overview of the situation and trends in the country through official statistics
- Enhance the managing and co-ordinating role of the SOE
- Compliance with *acquis communautaire* and other international agreements
- Minimise the burden on respondents
- Use of modern information technology
- Efficient organisational structure

Currently the management of the SOE is improving internal efficiency by restructuring the organisation into more functional units.

There is no standing Statistical Council which could have an advisory role in setting up priorities for

statistical production. The importance of such a council has been discussed, but no definite decisions have been made. There are, however, both permanent and ad hoc working groups on different topics with main user groups, although not with providers of data.

#### **Structure and staffing of the SOE**

The organisation is divided into about 40 subject-matter units which form together eight line divisions and three horizontal departments. Every unit is in charge of one statistical domain. In one division a special section has been established for developing methodological solutions.

The regional organisation was abolished and now there are two sections outside Tallinn. These are in charge of labour force statistics and regional statistics. Additionally there are 10 supervisors co-ordinating the work of the interviewers in all 15 counties.

Of the 364 staff, 83 % are female, 53 % are aged over 45 years, and 76 % have university education. Staff turnover has been high (7 - 8 % per year over the past five years) particularly regarding IT, but the SOE has been able to offer better salaries recently. There are 100 interviewers who work on an hourly basis.

In-house staff training has included courses on legislation, management issues, languages, IT, internal auditing and accountancy, with 136 people attending such programmes in 2001. There has also been participation in TES and other foreign training courses, plus long-term traineeships in Eurostat.

#### **Funding**

The SOE budget for 2002 is approximately € 3.5 million. The two previous years had unusually high budgets to cover census activities. Approximately 65 % of costs are for personnel. However, there are financial concerns

related to the development of new systems such as INTRASTAT.

#### **Co-operation**

The SOE obtains scientific advice from Tallinn Technical University and Tartu University. With the latter, there is permanent co-operation on methodological issues. As an example of co-operation, in 2000, the SOE with the International and Social Survey Institute of the Tallinn Pedagogical University completed an analytical collection on adult training.

#### **Information technology and methodology**

The SOE's IT budget is co-ordinated with other institutions in the Ministry of Finance, which has a special IT committee.

The SOE is developing common databases for a user-oriented statistical information system to aid electronic data dissemination. It is a client-server system run on Oracle-based database server, containing a metadata system and a macro database.

To improve overall response rate and quality, as well as improving productivity in processing, the SOE is working on electronic submission of primary statistical data. An electronic questionnaire, based on MS Excel, has been used in three statistical domains (comprehensive annual enterprise report, wages and salaries and agricultural statistics) in 2001.

Although much has been achieved, exchange of knowledge between programmers at the SOE requires better co-ordination and improvement. An IT adviser was appointed in October 2001 to provide overall planning or IT strategy. The major issues for 2002 include IT security policy, development of common



databases, electronic collection of primary data, development of INTRASTAT and tailor-made software.

A special methodological unit has been established in the enterprise statistics division of the SOE for development of methodological solutions of the whole division. There is also permanent co-operation on the methodological issues with Tartu University.

## The output

### Classifications

In January 2001, the State Classification Centre became part of the SOE. All of the most important international classifications and nomenclatures, such as NACE Rev.1, CPA, PRODCOM, COFOG, COICOP, ISCED, ISCO, and CN are already in use in Estonia. In addition, there are some local classifications of which the most frequently used is the classification of national administrative units and settlements for indicating territorial locations.

The most important work in 2002 is the updating of NACE Rev.1 into a national version. The new versions of classifications NACE Rev.1.1 and CPA 2002 will be translated during this year for implementation from January 2003. The new version of COFOG (Classification of the Functions of Government) will be introduced in 2002.

### Business Register

A database is used to create a sampling frame of business statistics known as the statistical profile. It is compiled in December every year and used for the production of structural business statistics of the same year and short-term statistics of the next year. The information is based on the legal registers and includes:

- Enterprises and sole proprietors
- Non-profit institutions and foundations
- Central government and local government institutions and their subordinate establishments
- Sole proprietors with very low turnover

During the year, the database is updated with a special statistical register survey for new units and the data from the legal registers. Other data sources, such as statistical surveys, information from customs, tax, annual accounts and newspapers are also used in updating. From 2001, a new questionnaire includes information about LKAU.

In 2001, the SOE conducted a special quality survey of the database. 3 000 enterprises were directly interviewed including questions on contact information, activities and size of enterprises. For the end of 2002, a new database is planned that will be fully in compliance with EU regulations on business registers.

### Demographic and social statistics

Estonia carried out a population and housing census in 2000. The first final results were published in September 2001. They showed a population around 67 300 lower than the prevailing statistics based on the results of 1989 census. The differences are substantially unequal between regions due to migration. At present migration is underestimated and statistics are based on voluntary administrative data. In 2000 the Population Registration Act provided the legal basis to establish a register of the total population for the end of 2003. Data on immigration flows of non-nationals will be derived from a residence permits register and from a labour force survey.

The labour force survey has an annual sample size of 8 800 households giving quarterly results for regions of

Estonia (NUTS 3) and annual results for counties (NUTS 4). The multi-annual programme of ad hoc modules is implemented since 2001. Data are transmitted to Eurostat quarterly, three months after the end of the quarter. The survey corresponds now fully with EU regulations. Information on unemployment is different from that of registered job-seekers as there are no special incentives for unemployed people to register, poor availability of vacancies and a low level of unemployment benefits. Labour cost survey data for 2000 will be transmitted to Eurostat by end 2002.

Data on pre-primary and higher education is collected and processed by the SOE, data on general and vocational education by the Ministry of Education. The register of educational programmes contains ISCED keys, allowing comparable basic educational data for UNESCO/OECD/Eurostat questionnaires. A continuing vocational training survey was carried out in 2000 according to international recommendations and the response rate was 72 %.

The methodology of the continuous household budget survey corresponds with the Eurostat recommendations. The results are published mainly at the NUTS 2 level but some indicators are available at NUTS 3 and NUTS 4. The sample size is about 10163 households and the response rate at the household level 83 % and at the diary level 63 %. However, there is under-reporting in expenditure for certain products. The SOE has participated in an internationally harmonised time use survey and data will be used to review unpaid work in households.

An integrated system of general living conditions statistics will include the household budget survey, the labour force survey, the time use survey, the adult

education survey and a social survey (similar to ECHP and EU-SILC). A pilot survey was conducted in June 2002. The main survey will be conducted in 2003.

Statistics on unemployment and social benefits and services are based on information delivered by the respective institutions. The system includes the same components as the ESSPROS but social protection expenditure is classified by type, not by functions. In 2002 the SOE will continue reclassification according to ESSPROS. Special attention will be paid to benefits in kind and expenditure on health.

#### **Macro-economic statistics**

The SOE publishes national accounts which in general conform to ESA 95, however they are only non-financial and capital accounts. The aim was to compile the general government accounts for 2000 including financial accounts in the annual publication "National Accounts of Estonia 2000". One of the main targets is to improve accrual accounting principles. A number of details need to be addressed before full compliance with ESA 95 is achieved.

The first supply and use tables are in place for 1997 but not yet integrated with the rest of the accounts. The SOE intends to reduce the delay so that the supply and use data becomes usable in current work.

At the moment, the balance sheet of annual economic accounts is not included in the national accounts. Capital stock is estimated for non-financial and financial corporations and for general government institutions since 1993, but these estimates have not been published. Inventories are estimated according to the requirements using international methodology. The household sector presents the most difficulty, as very few data sources are available. More research work on possible information is planned.



The SOE has made recently some improvements in the calculation and the publication of quarterly economic accounts, producing time-series with seasonal adjustment, which are greatly beneficial to users and economists. Data are provided to Eurostat within 90 days.

The flash estimate method was developed with significant input from university scientists and experts. It is based on the use of monthly VAT statistics and is published 65 days after the reference period.

The SOE has not published financial accounts yet but those for 1999 comply with main ESA 95 requirements. In co-operation with the Bank of Estonia and Ministry of Finance, the SOE plans to have improved data sources and close co-operation with other institutions for compiling financial accounts. During 2002, a systematic compilation process will be established.

Since 1997, the SOE has been forwarding monthly data on the Harmonised Index of Consumer Prices to Eurostat. There were some problems in the interpretation and application of the regulations, for instance the adding of foreign visitors' expenditures in Estonia, rents, package holidays and social protection. Discussions with the Estonian Tourist Agency, housing organisations and other experts have helped to resolve these issues.

For the total industrial output price index, separately calculated output prices for domestic and for export markets have been introduced from January 2002, with the weights changed annually and a chain index used. In 2002, the construction price index has been re-based from 1997 to 2000.

Export price data are collected directly from major exporters. During 2002, the calculations will be done using value of export according to NACE Rev.1 and additional enterprises and items will be added. The same will be done with regards to the import price index.

#### **Business statistics**

In 2001, EKOMAR (Comprehensive Annual Enterprise Report) was introduced for structural business statistics. It is a system of 31 different questionnaires adapted to enterprises, taking into account the economic activity and size by number of employees. All companies must supply information on general data, fixed assets, balance sheet total, export – import and LKAUs. Other modules vary according to the firm.

EKOMAR is available through Internet with an electronic questionnaire including logic controls to help the enterprises. Public enterprises and private enterprises with more than 19 employees are surveyed totally. For smaller enterprises sampling is used. From the beginning of 2001, short-term business statistics are collected with new questionnaires meeting EU requirements that are sent out with the help of EKOMAR. These are monthly surveys of industry and distributive trade.

For industrial production statistics the data for 2000 was collected in 2001 by a questionnaire based on the PRODCOM list. The PRODCOM list in Estonian and also questionnaires for respondents and other users are available on Internet.

At present the SOE conducts two different surveys on road freight transport: one based on the vehicle register and the other on a road transport survey among

enterprises. The data of national and international transport is broken down by NUTS classifications.

The SOE surveys all 10 rail transport enterprises. Monthly surveyed variables are carriage of goods in tonnes and freight turnover in tonne-kilometres. The data on carriage of goods is fully in compliance with respective *acquis*.

The SOE collects maritime transport data from ports and from sea transport companies. To comply with current EC regulations, additional data are required on type of cargo, port of loading and port of unloading, number of mobile units with cargo and without cargo and the size of vessels. Data about the country or the territory of registration of vessels are available, but not according to the correct nomenclature. The greatest problem of maritime statistics appears to be the lack of information at the port of the loading/unloading of goods.

All the necessary variables on air transport statistics such as number of passengers, freight and mail by air are available in the Tallinn airport database. From April 2002, the airport has transmitted this international data in Excel format to the SOE, where it is coded for submission to Eurostat.

The traffic security department of the Estonian national road administration maintains a database on road accidents and sends statistics to the SOE monthly. Main variables are the number of accidents, the number of killed and injured persons and the number of accidents caused by drunken drivers, in total and by county.

Tourism accommodation statistics are collected from hotels, camping sites and other short-stay accommodation units. In addition data are also collected

from enterprises with accommodation services as a secondary activity. A tourism demand survey is included in the labour force survey according to EU regulations.

#### **Monetary, financial, external trade and balance of payments statistics**

The main constraint for statistics on public deficit and debt is the availability of data. Since most of the information comes from the Ministry of Finance, closer co-operation is obviously essential. The weakest point is the calculation of local governments' domestic debt.

Using the guidelines, the SOE is planning to develop deficit and debt statistics based on ESA 95. As a result of closer co-operation with the Bank of Estonia over financial accounts, there have been already some discussions with the Ministry to improve local government debt figures on the basis of financial accounts by using counterpart sector information. The aim is to have comparable general government deficit and debt statistics in line with ESA 95.

The successful implementation of the INTRASTAT system for trade in goods between Member States will greatly depend on funding from Phare national funds. It needs to be operational in January 2004.

For trade in goods with third countries, the SOE has reconciled the methodology used with EU regulations as much as possible. In 2002, the SOE will pay more attention to the data quality and present foreign trade data on the Internet.

#### **Agricultural, forestry and fisheries statistics**

The agricultural census in 2001 provided complete information on the structure of agricultural holdings. Preliminary results were published in November 2001. General data, data on land use and number of animals were



published in June 2002. Data on machines, equipment, storage and animal husbandry facilities will be published in December 2002. Data on labour force, incomes, forestry and fishery will be published in 2003.

The agriculture census 2001 data will be used for updating the statistical farm register. This currently lists 61 000 holdings of more than one hectare and will be the framework for a farm structure survey in 2003. The system for regular updating of the farm register has to be improved.

Economic accounts for agriculture on the basis of Eurostat methodology (EAA 97) are compiled in co-operation with the Ministry of Agriculture and data are transmitted to Eurostat regularly. Economic data of agricultural households are estimated and together with adjusted macroeconomic data of agricultural holdings are used for compilation of GDP (ESA 95).

More effort will be put into improving the method of calculation of consumption of fixed capital and to start the compilation of economic accounts for forestry in accordance with Eurostat standards.

Land use, crop, livestock and produce information is generally harmonised with EU legislation.

Fishery statistics are compiled from data sets of sea inspection and the Ministry of Environment. The list of all Estonian fishing vessels above 12 meters was prepared in 1999. A Phare project was launched to support the development of a fishing vessel register. The Estonian environmental inspectorate gathers monthly data on catches by fishing regions and species. Information is collected from the vessels fishing in the Baltic Sea and in the Northwest Atlantic area regulated by North Atlantic Fishery Organisation.

### Other statistics

Environmental statistics are derived from the surveys in the annual programme. High-quality data are needed to be able to produce relevant environmental indicators, but this is not yet collected using harmonised methodologies. The current data collection does not allow the allocation of environmental pressures to NACE categories. In some of these surveys the SOE has not collected or processed the data.

The target of the SOE is to have an impact on providers of basic data so that environmental classifications will be used in their data collection systems, otherwise the link (NACE breakdown) between economic data and environmental pressures cannot be established. Some environmental aspects of agriculture, transport and energy will be produced and made available via sustainability indicators published in 2002.

The SOE started work on regional accounts in 1997. Eurostat technical assistance contributed a lot to the development of methodology of regional GDP estimation. By 2001, the SOE had provided all the necessary indicators in order to ensure compliance with the ESA 95 data delivery programme requirements for regional accounts.

The methodology used to estimate regional GDP is generally in line with Eurostat guidelines. However, information on sole proprietors activities is insufficient as there is no special survey covering their economic activities. The absence of an adequate overview of the local units of economic entities is caused by the present legislation that does not require them to submit any information on their structural units. Development of register systems will contribute to an improvement of the quality of regional statistics.

The SOE has regularly submitted data at the NUTS regional level 3 to the REGIO database.

The Estonian regional development database was started in 1999. There are nearly 2000 tables on the main fields of statistics both in Estonian and in English. The regional breakdown of some data is at NUTS level 5. The SOE plans to submit the time-series corrected by new NUTS regional level 3 breakdown, to the REGIO database during 2002.

To compile science and technology statistics, the government, higher education and private non-profit sectors have been covered by an annual R&D survey using internationally comparable definitions and methodology. The business enterprise sector is covered using the same sample as in the financial survey of enterprises.





## The information

- Annual publication catalogue and calendar in advance and update of calendar every week on the website [www.stat.ee](http://www.stat.ee)
- About 130 publications (65 titles) each year in Estonian with most of them in English
- Statistical Yearbook of Estonia available in paper and CD-ROM versions
- Publications priced according to market demand
- Simultaneous release of statistical information at pre-announced dates via printed and electronic media
- Focus on key clients (news media, governmental institutions, enterprises, foreign embassies) plus special products for target users
- Attention to corporate image of the products and the office
- Measurement of performance (news clippings, sales etc)
- Continuous development of the Internet and other electronic products

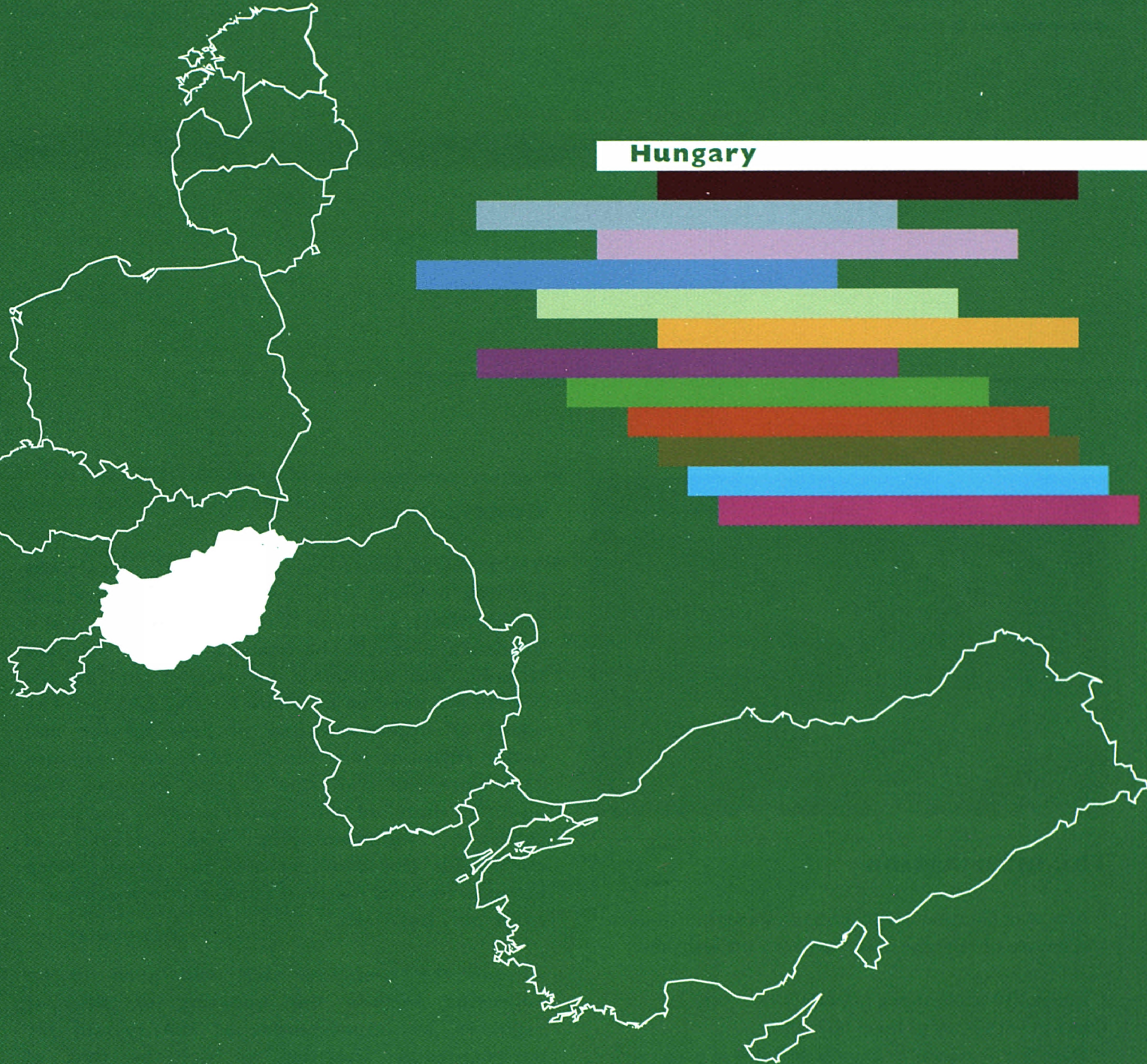

## Conclusion

The Estonian statistical system has the legal basis and the internal structure to meet current and future needs, although it is unusual not to find a Statistical Council. The financial basis of the SOE is good, but additional investment and special efforts will need to be made for INTRASTAT. The speed of implementation of new surveys and major revisions plus the flexibility and response rate from the staff sets a good example. This could be matched with deeper analysis and more thorough methodologies. The culture of continuous improvement and the client-service attitude towards dissemination of information are extremely positive.

Among the problems that still need to be addressed include the updating of different registers, an improvement of the system for environmental statistics as well as that of government finance. However, complying with the requirements of the European Union seems to be within the capacity of the system.



## Hungary







## Hungary Magyarország

### Country Profile

<b>Geographic co-ordinates</b>	47 00 N, 20 00 E
<b>Area</b>	93 030 km <sup>2</sup>
<b>Climate</b>	Temperate with cold, snowy winters and hot summers
<b>Administrative Divisions</b>	19 counties, 22 towns of county rank, 1 capital city
<b>Capital City</b>	Budapest (1.8 million inhabitants)
<b>Population and Growth Rate</b>	10.2 million, - 0.3 % (2001 estimate)
<b>Nationality</b>	Hungarian
<b>Ethnic Profile</b>	Hungarian 90 %, others
<b>Religion</b>	Roman Catholic 52 %, Reformed 16 %, Lutherans 3 %, others
<b>Official language</b>	Hungarian
<b>National Currency</b>	1 forint = 100 fillér
<b>Exchange Rate against Euro</b>	1€ = 244 forint (Quarter 1, 2002, New Cronos)
<b>System of Government</b>	Parliamentary Democracy
<b>Executive Power</b>	The government headed by the Prime Minister
<b>Head of State</b>	President elected for five-year term by National Assembly
<b>Head of Government</b>	Prime Minister, elected by National Assembly on recommendation of the President
<b>Legislative Power</b>	Unicameral National Assembly ( <i>Országgyűlés</i> ); 386 seats; members are elected by direct elections under a system of proportional and direct representation to serve a four-year term
<b>Judicial Power</b>	Supreme Court of the Republic of Hungary
<b>National Holiday</b>	Feast of St Stephen of Hungary, founder of the state: 20 August (1918)

### Pre-Accession Milestones

**1988**

Establishment of diplomatic relations between Hungary and EU

**1990**

Hungary joins Phare Programme

**1991**

Hungary signs Europe Agreement

**1994**

Hungary's Europe Agreement of Association enters into force

**1994**

Hungary submits an official membership application for EU membership on 31 March

**1998**

Official negotiations for EU membership were launched in March

**1999**

Hungary submits the first National Programme for Adoption of the *Acquis* in August

**2002**

24 out of 31 chapters of the *acquis* provisionally closed by June

**2004**

Target year for EU accession

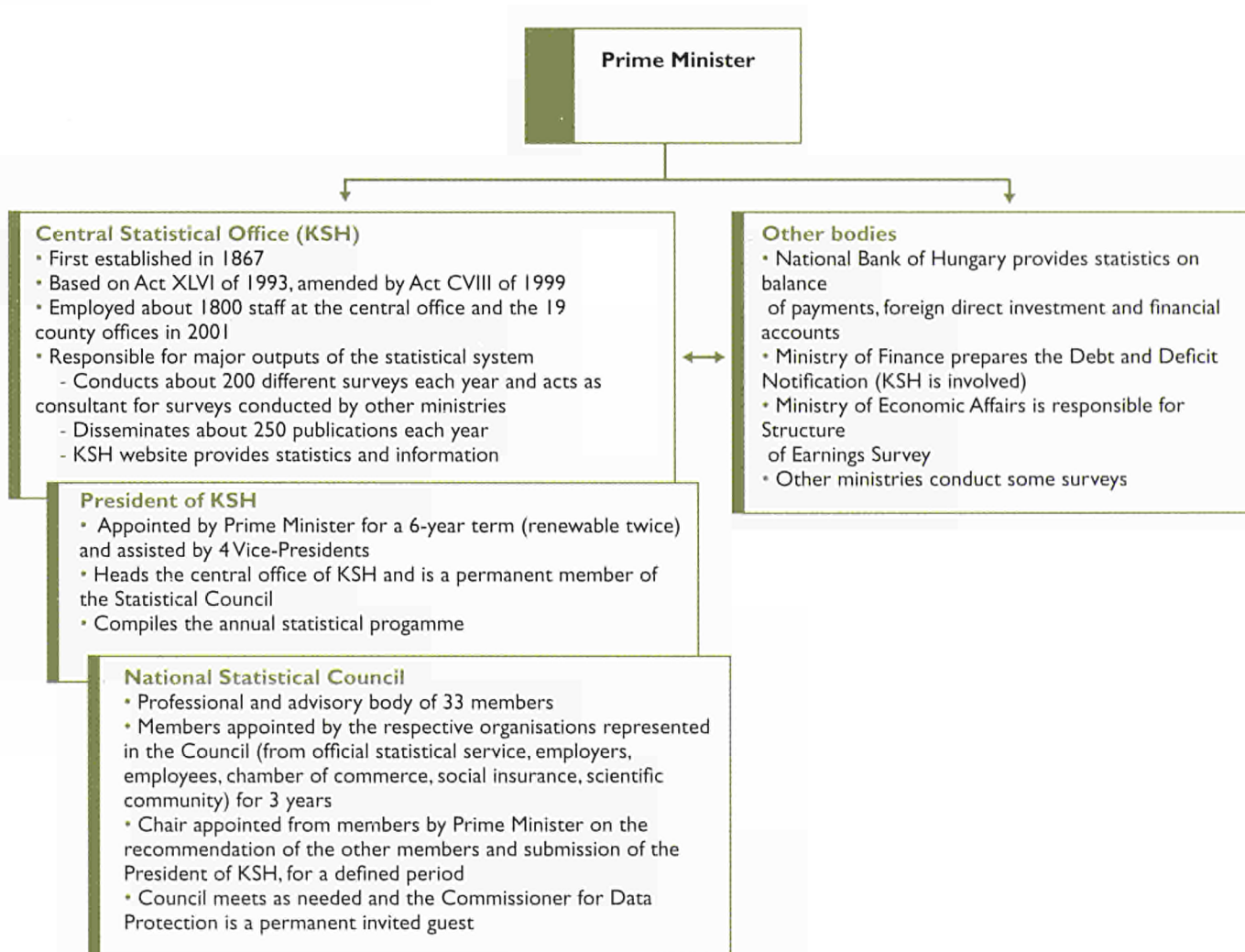
# Official Statistics in Hungary

Hungary has the resources and expertise to fulfil its requirements in terms of official statistics

## Overview

- Central Statistical Office (KSH)
- Legal framework of 1993 revised in 1999
- Statistical Council needing stronger strategic role
- President of the KSH appointed by Prime Minister for a six-year term
- About 1 800 staff and 19 regional county offices
- Over 200 surveys and 250 publications a year
- Population census in 2001, agricultural in 2000, vineyard and fruit tree survey in 2001

## The Statistical System of Hungary





## The organisation

The Hungarian Central Statistical Office (KSH) undertakes the majority of the statistical activity. The National Bank of Hungary (NBH) provides statistics on balance of payments, foreign direct investment and financial accounts. The Ministry of Finance is responsible for preparing the debt and deficit notification and the Ministry of Economic Affairs provides labour costs statistics. Other ministries conduct some surveys.

The responsibilities of the KSH include:

- Planning of surveys and statistical processes
- Harmonisation and professional direction of statistics
- An annual statistical programme
- Developing statistical methods, concepts, classifications
- Supplying statistics to users
- Maintaining a library and professional archive
- Maintaining statistical registers

## The legal basis

The Hungarian Statistics Law was enacted in 1993 and amended in 1999. It establishes the legal base for the work of the KSH as well as the statistical work of ministries and the national bank. There are separate acts for data protection, the census of population and the census of agriculture.

Provisions in the law include:

- Appointment and dismissal of the President and vice-presidents of KSH
- Data collection on a compulsory and voluntary basis
- Registration of businesses and other economic entities
- Power to audit respondents' information
- An annual statistical programme
- Data confidentiality and data transfer for statistical purposes
- Conformity to international statistical requirements

## The management of KSH

The President and four vice-presidents are appointed and may be dismissed by the Prime Minister. Appointments are for six years, renewable twice.

The National Statistical Council operates as a professional advisory body to the President of the KSH. Members are drawn from the official statistical service (the main statistical producers), social insurance, employer and employee organisations, the Chamber of Commerce and local government. Representatives of the Hungarian scientific community are also included and the Data Protection Commissioner is invited to attend all meetings. The Chair is appointed from the membership by the Prime Minister on the recommendation of the President of the KSH. Currently the contribution of the Council to the strategic direction of the statistical system is limited. This may be improved by giving the Council a stronger and more authoritative role by involving more senior representative members with a wider strategic mandate.

The whole statistical programme is covered in a single submission that is made by the President of KSH to the government, after consultation with the National Statistical Council.

In October 2000 a five-year development strategy included the following objectives:

- Adapt to the European Statistical System, with an urgency to develop the system of national accounts, introduce INTRASTAT, reorganise agricultural statistics and produce international migration statistics
- Address in a more systematic way domestic needs for statistics
- Improve methodologies in national accounts, social, environment and regional statistics
- Establish a consistent data warehouse system including

meta-data for internal users

- Improve the dissemination system by monitoring user needs, increase electronic dissemination and develop more analysis and international comparisons
- Focus on accuracy and reliability
- Improve the register of business units
- Reinforce the co-ordination of statistics produced outside the KSH
- Be an active partner in relation to international co-operation and assistance

Some of the ways the management has identified as conducive to attaining these objectives were:

- Develop staff career programmes, job rotation, and training
- Ensure a more balanced distribution of resources to different tasks and operations
- Improve programming and project management
- Develop the IT systems
- Improve overall financial management
- Assume a role in statistical training at post-secondary level
- Create a code of ethics for statistics

In 2001, the strengths and weaknesses of the KSH were reflected in a peer performance review. Based on these results, the KSH has established several task forces that are now actively addressing the more critical issues and several major steps have been taken to support the strategic plan.

### Structure and staffing of the KSH

The KSH has about 1 800 staff, half located at the central office and the other half in 19 county offices. Of the total staff, 74 % are female, 56 % have university degrees and 52 % are aged over 45 years.

The responsibilities of the four vice-presidents cover economic statistics, social statistics, co-ordination and administrative services, and finance and IT.

There are 19 county directorates that are responsible for managing the field operations, data collection, data capture and some primary processing for their area. These offices are separate from other public administrative offices in the counties. They report directly to the President of the KSH who is also responsible for administering the budget allocated by the Parliament and for the staff employed.

The primary focus of staff training is the civil service qualification examination, which is a requirement throughout public service but with no particular relevance to the statistical skills required by the KSH. An enhanced training budget would allow a clearer emphasis on the operational needs of the KSH. In 2002, the KSH launched a 'Year of Quality' with a quality management programme covering questionnaire design, field operations and monitoring other elements of quality.

### Funding

The KSH has an annual budget of approximately € 43 million, with additional expenditure relating to censuses. There are very strong public expenditure controls in Hungary. The budget is imposed under a number of separate budget headings and sub-headings. Expenditure in each must be accounted separately and staff numbers are also controlled which leaves the President with less flexibility in management. There is no system for allocating costs to specific programmes although a system for time usage and budget accounting was being tried in some of the county offices.

### Co-operation

Members of the Statistical Council are drawn from various institutions outside the KSH in order to promote the representation of the interests of society and data providers. The KSH also has agreements with various partners which require co-ordination of work programmes across the KSH and other parts of the system.



### Information technology and methodology

The IT strategy is based on a homogeneous hardware and software structure in the head office and in the regional offices. Main commercial software components are used and there are also a centralised meta-database and database (production, data warehouse, dissemination). Advanced technologies are used for data collection (OCR, Internet based reporting) and publications are in electronic form (website, CD). A new in-house developed data warehouse opened in 2002 will provide Internet access to a dissemination database in the near future.

A methodology unit reports to the President and has overall responsibility for survey design, weighting and time series methods. Other aspects of methodology are the responsibility of the specific central KSH department or section undertaking the survey. Data collection, capture and initial processing are carried out in the 19 county offices. Functions such as mail questionnaire despatch, computer based edit and imputation of raw data and all the statistical analysis and tabulation are undertaken by the IT Department. In each case, this work is under the control of the department or section undertaking the survey.

## The output

### Classifications

Most Hungarian classifications already comply with EU standards. EU classification requirements are already met in relation to NACE, CPA and COICOP. Hungarian versions of NACE, CPA and PRODCOM have been in use for some time (since 1996, 1998 and 1999, respectively).

In 2001 a PRODCOM database was set up and in April 2002 the first data transmission was submitted to EUROSTAT. The harmonisation of the Hungarian product

classification will continue, but will only be finished in 2003.

The Hungarian customs tariffs are fully harmonised and more detailed because of specific national statistics requirements. The KSH co-ordinates the development of a 6-digit classification for the tax office harmonised with NACE and CPA. The Hungarian version of the Classification of Types of Constructions (CC) is also harmonised.

### Business register

The business register, containing over 750 000 units, is constantly reviewed. The sources for removing or adding units are the court of registration and the registration offices in the local governments. There is further co-ordination with tax authorities. The number of staff working on the business register at the KSH is sufficient to ensure a register of quality. In addition, a register co-ordination committee has been established with representatives of users. Work needs to be completed on separating legal units and enterprises. The priority given to business register development and the resources made available give a sound basis for achieving the necessary results.

### Demographic and social statistics

Population estimates are available at all relevant NUTS levels and a new census of population was conducted in 2001. The total population counted in this census is consistent with demographic projections based on the previous census and with registration.

In 2001, new legislation was passed on foreign citizens entering and staying in Hungary. This will lead to a significant improvement in coverage and reliability of international migration statistics. Moreover, from the beginning of 2002, a new data collection system was introduced for naturalised

foreign citizens (about 5 000 per annum). Overall the level of compliance with EU requirements in migration statistics is high.

The labour force survey is well-designed and close to full harmonisation and quarterly data have been transmitted regularly. Statistics on the level and structure of labour costs are almost fully harmonised; those on the structure and distribution of earnings are being further refined. In general a good level of quality assessment is undertaken. Statistics from the various aspects of the labour market are integrated and work is undertaken to assess the coherence and consistency of different sources.

Some initial problems with the introduction of new education statistical system within the Ministry of Education affecting the production of education statistics have now been overcome.

For causes of death and public health statistics, the main Eurostat requirements are being met. The KSH are considering the requirements of the programme of community action on health monitoring 2002 - 2007. Statistics on health and safety at work partly meet the Eurostat requirements in terms of definitions and methodology. Additional work is required on duration and severity of illnesses due to work accidents, occupational diseases and in commuting accidents.

In 2000, a time-use survey was carried out in the framework of a comparative research programme organised by Eurostat. It is intended to publish several reports and studies on different topics. Among those that have already been published are material and non-material household transactions, social mobility, time-use of part-time farming, methodology of time use survey and relationship between income poverty and welfare benefits.

Currently social protection statistics only partly meet the Eurostat requirements. The preparation work to establish a

social protection database was launched in 2000 in co-ordination with the KSH by a working group of experts from the interested ministries. Financial data of certain elements of the social protection system is not available currently in accordance with ESSPROS methodology as it is difficult to get data from the private sector. In 2001, experimental statistics on state-financed social benefits given in 1999 were compiled according to ESSPROS methodology. In 2002, the KSH intends to extend this work to the non-profit sector, administrative costs and receipts.

For distribution of income and living conditions statistics, the intention is to add questions to the existing household budget survey of more than 10 000 households. The KSH are concerned about response rates deteriorating with the additional data requirements.

#### **Macro-economic statistics**

The KSH has a relatively long history of compiling national accounts according to the SNA and, with some exceptions, the level of compliance is good.

The responsibility for estimates of foreign trade was transferred from the Ministry of Economic Affairs to the KSH in May 2002, giving access to the customs documents and allowing much improved quality assurance procedures based on individual returns. There is close co-operation with the National Bank of Hungary to ensure the consistency between sector estimates and statistics based on financial flows.

Input-output tables have now been produced for 1998 and a new table will be produced for 2000. Such tables will be constructed every five years in current and constant prices and used for both annual and quarterly accounts. Whilst a range of deflators exists, there is an intention to strengthen these over time.



First estimates of quarterly GDP are currently produced at 60 days after the end of the quarter and more detailed estimates are produced a month later. There is a desire to shorten the deadline of second estimates by three weeks to 70 days after quarter-end. In 2002, work began on the seasonal adjustments of quarterly accounts.

The NBH has the main responsibility for compiling financial accounts although the KSH contributes. There are plans to publish these accounts on a quarterly basis from 2003, after resolving some methodological and practical issues.

The Hungarian Consumer Price Index is compliant with the EU requirements and the KSH is monitoring further requirements as the regulations are extended. The KSH produces and publishes a Harmonised Index of Consumer Prices (HICP) on a regular basis.

Estimating expenditure by Hungarian residents elsewhere and by non-residents in Hungary requires a new survey based data collection. Further experimental work is planned with existing data and there are detailed plans for two surveys: foreign spending and Hungarian spending abroad.

### Business statistics

An integrated questionnaire for the collection of structural business statistics within the industrial sector was developed for 2001. A new system for data processing and control was introduced. Participation in a pilot project launched by Eurostat for the Phare countries to develop SBS started in 2001 and by the end of 2002, the main requirements should be met.

Short-term statistics are produced on enterprise (legal unit) level, except for retail trade turnover which is collected on LKAU level. Volume indices of industrial production, sales and producer price indices, as well as the retail trade turnover variable were supplied to Eurostat in 2000 and 2001. A regular survey concerning an output price index for construction,

adopting regulations and recommendations of the EU, was introduced in 2000. Methods for the calculation of a cost index of dwelling construction have been elaborated adopting regulations and EU recommendations. In December 2001, data covering 22 variables related to industry, construction, retail trade and other services were sent to Eurostat. The degree of compliance with the STS regulation is already high and there are plans to further improve the situation. Data supply in GESMES format via STADIUM system is being tested now.

Statistics on iron and steel are partly in compliance, awaiting some more precise specifications currently under development.

Energy statistics are in a high state of compliance with EU and IEA requirements. Supply and demand statistics and energy balances are produced in accordance with IEA recommended methodology and there are long time series available.

To implement the requirements for distributive trade, the KSH plans to enlarge the data collection on sales space for retail stores and introduce new data collection in the year 2002 asking for information on types of consumers and number of fixed market stands and/or stalls.

In 2001, an analysis was performed of the necessary changes in the system of statistics on transport of goods by rail. The target is to include new harmonised data collection in this area into the statistical programme for 2003. There are plans to start a statistical survey on international road freight transport in 2002 and on carriage of dangerous goods in 2003.

Data collection on transport on inland waterways was started in 2000 by the Ministry of Transport and Water Management. These data are not fully harmonised with the relevant directive. The KSH will work with the Ministry on proposals for harmonisation in 2002 with the aim to put a revised solution in the statistical programme for 2003.

Hungary takes part in the Phare pilot project on aviation statistics. Some results are expected by the end of 2002.

An overall revision of the system of statistics on road traffic accidents was accomplished early in 2001. Definitions are fully adapted to EU and international standards.

The information society has been surveyed through questionnaires for some years, new ones will be started in the near future.

The supply side of tourism statistics is well covered and projects are in progress on mapping tourism demand and on non-profit accommodation establishments.

#### **Monetary, financial, external trade and balance of payments statistics**

The National Bank of Hungary provides statistics on balance of payments, foreign direct investment and financial accounts. In the field of general government expenditures, deficit and debt statistics do not yet fully comply with the relevant methodology. There is a general recognition to address the deficiencies that relate to the development of financial and non-financial accounts and various aspects of EDP.

The production of external trade statistics has recently been transferred to the KSH, giving them direct access to the customs notifications and full responsibility for external trade statistics. Quality improvements and better harmonisation with balance of payments statistics is foreseen. The KSH will be looking further into the efficiency of the data control system and into issues related to the lack of full harmonisation between the Hungarian customs regulations and the EU customs code.

Based on a feasibility study, a series of measures will be taken for the introduction of the INTRASTAT system in Hungary, identifying, amongst others, important partners, necessary legal

changes and required budgets. As part of the preparation a committee is in the process of being established consisting of some ministries, lobby groups, chambers of commerce, future data providers and users. Extensive contacts and consultations with Eurostat and some EU member countries are ongoing, both related to external statistics in general and to INTRASTAT.

Some important steps have been planned and taken in order to improve the quality and consistency of the external trade statistics. Further careful planning and follow up is necessary both for the process of the takeover by the KSH of the external trade statistics and for the development of the INTRASTAT system.

Some data on trade in services and foreign direct investment has been sent to Eurostat. This will be developed considerably under the new agreement between the KSH and the NBH.

#### **Agricultural statistics**

The responsibility for agricultural statistics is shared between the KSH and the Ministry of Agriculture and Rural Development. During 2001, there has been substantial progress towards compliance where this had not already been achieved. In 2000 the census of agriculture was conducted. Fruit tree and vineyard surveys followed in 2001.

Hungary also participates in the LUCAS Phare pilot project. The Ministry of Agriculture runs manifold activities in the field of crop monitoring, remote sensing, control of subsidies. This is under the responsibility of the Hungary Remote Sensing Centre within the Ministry of Agriculture.

The development of agricultural statistics at the KSH is supported by the Phare Programme including a twinning component.

There are nearly one million agricultural holdings, a substantial proportion of which does not work for economic purposes.





This has a large effect on the data collection processes and the statistics produced.

### Other statistics

Environmental statistics are compiled by the KSH with the Ministry of Environment and other ministries. This is well co-ordinated. Specific data collection in the field of environmental statistics are included as compulsory in the annual programme. Hungary is full member of the European Environmental Agency.

The work on environmental statistics is well under way in Hungary and is expected to meet most of the EU requirements, although there are relatively few people allocated to this task. Hungary should be able to meet the regulations on waste statistics in its proposed form. The development of waste statistics is supported by a Phare multi-country project and by a Phare twinning project in 2002.

For regional data in Hungary, there are seven NUTS 2 units and 20 NUTS 3 units, the latter corresponding to the county level. The NUTS 2 level is established on the basis of EU requirements and has so far no administrative function within the country.

The framework for sub-national statistics is based upon 3 135 NUTS 5 units. The capital city Budapest consists of 23 districts. This is linked to a mapping tool. These have associated classification codes to allow aggregation for various purposes. Data from a range of administrative sources is available to support the aggregations.

A multi-annual programme of statistics on R&D can supply most of the data required by the Eurostat questionnaires. There are some differences in the recording of R&D expenditures and some lack of detailed R&D data from the central budget. In 2002, there is planned further harmonisation of the regional methods; permanent adaptation of the manuals; continued participation in the R&D statistics working parties; contribution

to the revision of the Frascati manual and a comprehensive use of new questionnaires.

The pilot survey on innovation in the manufacturing sector was carried out in 2000 according to Eurostat requirements. The first national results were published in 2001. The work in 2002 will continue on the adaptation of definitions and methodology of Community Innovation Survey 3.

### The information

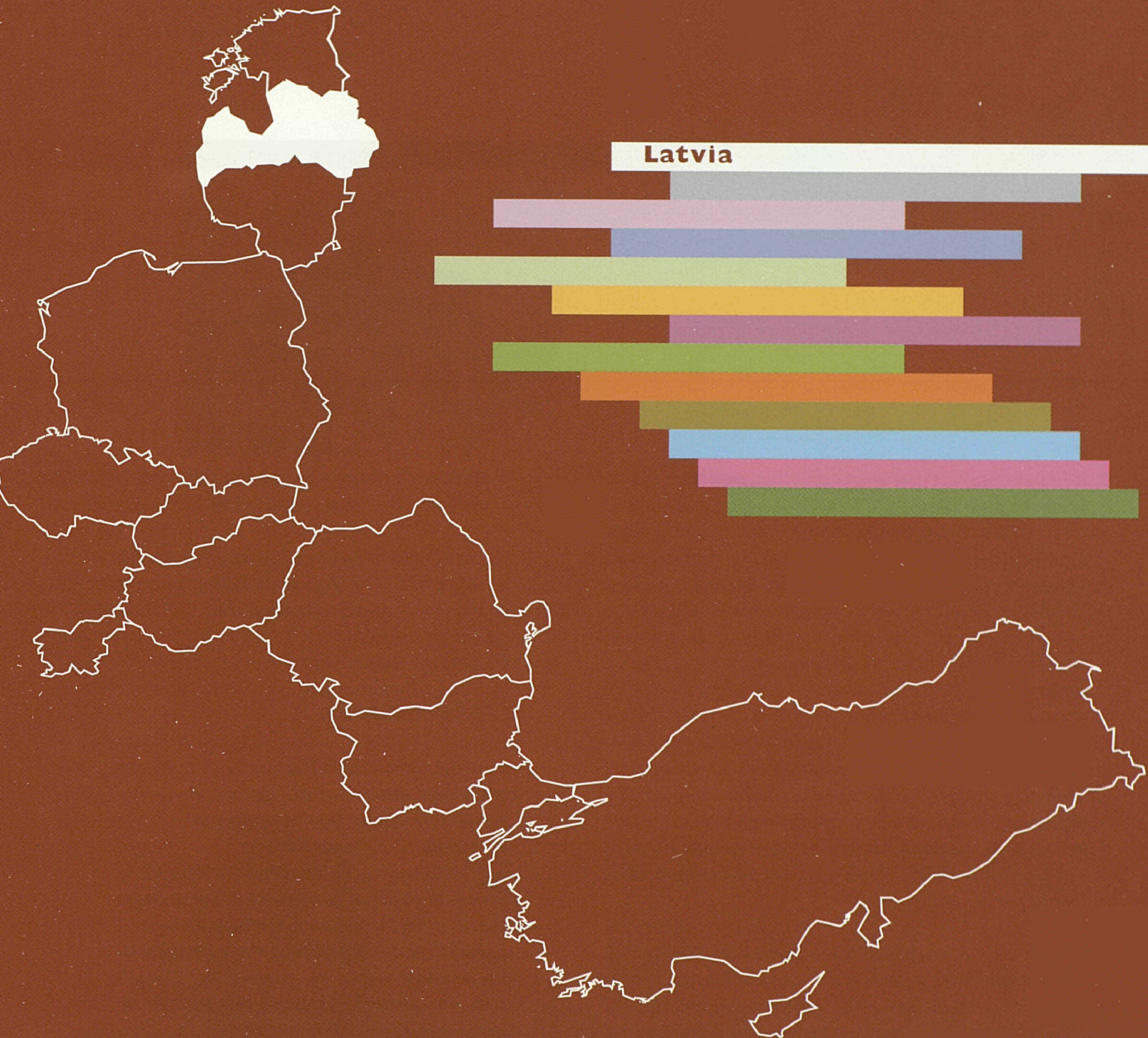
- Extensive use of website [www.ksh.hu](http://www.ksh.hu)
- Dissemination database accessible on line
- Approximately 250 publications each year
- Press releases on a regular basis
- Calendar of releases published in advance
- Release of information to all users at the same time
- Subject to protection of confidentiality, anonymous individual records made available for academic research and secondary analysis
- Considerable amount of regional data available on CD-ROM or downloadable against payment

### Conclusion

**The statistical law in Hungary is modern and adequate. The basic culture within the KSH is strongly professional and the levels of technical and conceptual expertise are more than adequate to deal with emerging needs.**

**The Hungarian statistical system is largely compliant with EU requirements. Where this is not yet the case, the staff of the KSH has a good appreciation of what is required and there are work programmes in place to resolve the issues.**





40



Central Statistical Bureau of  
Latvia  
Lacplesa Street 1  
LV-1301 Riga

Tel: +371 73 66 850  
Fax: +371 78 30 137  
E-mail: [csb@csb.lv](mailto:csb@csb.lv)  
Web site: <http://www.csb.lv>





## Latvia Latvija

### Country Profile

<b>Geographic co-ordinates</b>	58 05 N, 28 14 E
<b>Area</b>	64 589 km <sup>2</sup>
<b>Climate</b>	Maritime; wet, moderate winters
<b>Administrative Divisions</b>	26 districts ( <i>rajons</i> ) and 7 cities
<b>Capital City</b>	Riga with 0.8 million inhabitants
<b>Population and Growth Rate</b>	2.4 million, - 0.78 % ( 2001 estimate)
<b>Nationality</b>	Latvian
<b>Ethnic Profile</b>	Latvian 58 %, Russian 30 %, Byelorussian 4 %, others
<b>Religion</b>	Lutheran 23 %, Roman Catholic 23 %, Russian Orthodox 11 %
<b>Official language</b>	Latvian
<b>National Currency</b>	1 lats = 100 santims
<b>Exchange Rate against Euro</b>	1 € = 0.6 lats (Quarter 1, 2002, New Cronos)
<b>System of Government</b>	Parliamentary Republic
<b>Executive Power</b>	Cabinet of Ministers headed by Prime Minister
<b>Head of State</b>	President elected for four-year term by Parliament
<b>Head of Government</b>	Prime Minister, appointed by President
<b>Legislative Power</b>	Unicameral Parliament ( <i>Saeima</i> ); 100 seats and members are elected by popular vote to serve four-year term
<b>Judicial Power</b>	Courts (Judges are confirmed by Parliament)
<b>National Holiday</b>	Proclamation of the Republic of Latvia: 18 November (1918)

### Pre-Accession Milestones

**1992**

Establishment of diplomatic relations between Latvia and EU

**1992**

Latvia joins Phare Programme

**1995**

Latvia signs Europe Agreement of Association

**1995**

Official application of Latvia for EU membership on 27 October

**1996**

Latvia establishes the European Integration Council

**1996**

Latvia adopts first version of the National Program for Adoption of the *Acquis*

**1998**

Europe Agreement enters into force

**2000**

Latvia begins accession negotiations with EU in February

**2002**

27 out of 31 chapters of the *acquis* provisionally closed by June

**2004**

Target date for EU accession

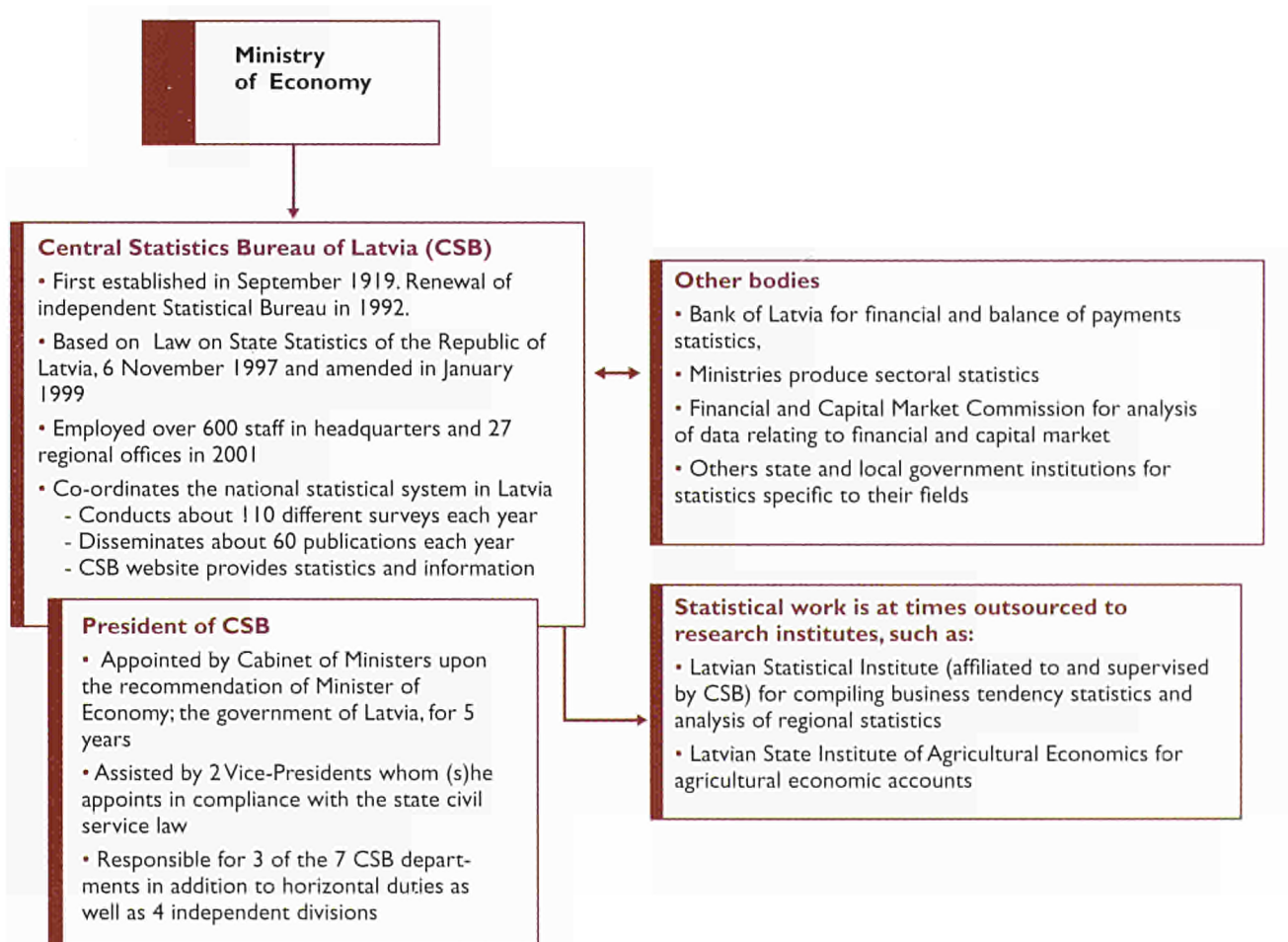
# Official Statistics in Latvia

Latvia has successfully demonstrated its will and ability to meet the challenges in supplying statistical information

## Overview

- Central Statistical Bureau of Latvia (CSB)
- Legal framework amended in 1999
- No Statistical Council
- President of the CSB appointed by cabinet on advice of Minister of Economy
- Over 600 staff and 27 regional offices
- About 110 surveys and 60 publications a year
- Census of population and housing in 2000 and agricultural census in 2001

## The National Statistical System of Latvia





## The organisation

The Central Statistical Bureau of Latvia (CSB) is a state administrative institution under the supervision of the Ministry of Economy. The CSB is responsible for the execution and the methodology of all surveys conducted in the country. It co-operates with the Bank of Latvia, government ministries and other state and local government institutions in the production of official statistics.

### The legal basis

The Law on State Statistics of the Republic of Latvia was adopted on 6 November 1997 and amended on 28 January 1999. It defines:

- Tasks and responsibilities of statistical bodies
- Types and means of data collection
- Procedures for submitting state statistical information
- Regulations for the users of state statistical information with regard to confidentiality
- Liability for violating the law

The law does not include any provisions concerning a National Statistical Council nor does it mention specific statistical areas. EU regulations are implemented by a decree issued annually to approve the statistical programme.

Other laws concerning statistics cover the population and housing census, the Financial and Capital Market Commission and the protection of personal data. Some discrepancies related to data access exist between the Statistics Law and the Tax Law and these need to be reviewed.

### The management of the Central Statistical Bureau

A special regulation approved by the Minister of Economy, stipulates the functions, structure and roles of the officials employed by the CSB. The President is an

officer of the state civil service with a fixed term, and is confirmed by the cabinet on the recommendation of the Minister of Economy. The President appoints and dismisses his deputies. Under the law the CSB:

- Informs data users on the issues covered by the statistical programme
- Develops the annual programme within the limits of funding and disseminates information according to this programme
- Establishes a uniform system of mandatory classification and coding of economic data aligned with international standards
- Co-ordinates all national data flows and ensures the consistency of indicators in state registers and other information systems
- Co-ordinates the activities of ministries, other state institutions and local governments in the area of statistics
- Performs additional statistical tasks outside the state statistical information programme following agreements with third parties

There is no Statistical Council that would normally include representation by experts and user groups, although a customer satisfaction survey was carried out in 2001. In the absence of a State Statistical Council, there are working groups that currently advise the CSB in some statistical domains on an ad-hoc basis. This involves them regularly and defines the working groups for all statistical domains.

The CSB has its own Statistical Strategic Plan which is a revolving three-year programme determining the major directions of development of official statistics. Independent of this is the annual State Programme of Statistical Information under the responsibility of the CSB. This contains all statistical surveys conducted in

Latvia by the CSB and other bodies and is approved by the cabinet of ministers.

### **Structure and staffing of the Central Statistical Bureau**

The network comprises the CSB headquarters and 27 regional offices. It currently employs 631 employees, including part time staff, 71 % of whom are in the headquarters in Riga. The regional offices collect and summarise survey data for transmission to the CSB headquarters. They have considerable capacity to maximise response rates contributing to the quality of data. The CSB management is currently preparing a major reorganisation of the whole network that will lead to the closure of most regional offices.

84 % of the staff are female, and 45 % of employees are over 45 years and 53 % have a university education (at the CSB headquarters alone, 70 % of the staff are university graduates). However, staff turnover is rising, partly due to salary levels that do not sufficiently attract young and highly skilled people.

The Latvian Statistical Institute (LSI) is an affiliated research centre supervised by the CSB. It is financed by grants from the Latvian Council of Science comprising researchers from the Academy of Sciences, various universities and private research institutes and the Ministry of Education and Science. The LSI is contributing to the analysis of regional statistics and is conducting business tendency surveys. It is also using econometric methods in the investigation of consumption expenditure of Latvian residents.

Training of the CSB staff generally takes place at the Latvian School of Public Administration according to the needs of government offices. Their courses cover management, law, economics, communication and foreign languages. Computer

and information systems training have mainly been organised by IT professionals from the CSB. Many employees have also attended an introduction to European Union studies.

### **Funding**

Activities of the Central Statistical Bureau are mainly financed by central government. The budget is approved annually by the cabinet. The CSB cannot build up reserves from efficiency gains as any excess funds have to be transferred to the budget of the Ministry of Economy at year-end. The annual budget increased by about 30 % from 2001 to 2002 to over € 3.5 million due to special funding made available for the population and agricultural censuses.

### **Co-operation**

The statistical law lays the basic foundation for the co-operation between the CSB and the data producers, providers and users. It states the responsibility, rights, and duties of all those involved in the production of statistical information. Co-operation also exists with universities.

Both bilateral and multilateral co-operation has contributed to the rapid adoption of new methodology to meet the statistical *acquis communautaire* and other international standards. The CSB is responsible for meeting the needs of Eurostat. A gradual decentralisation means that most of the experts and the senior statisticians have the responsibility to manage international co-operation activities concerning their own statistical domains. The Phare multi-country statistical co-operation programme facilitates participation in Eurostat meetings, working groups, TES courses and study visits etc. The CSB has also benefited from extensive co-operation with Sweden, Finland and Denmark.

### **Information technology and methodology**

The core of the current system is a client-server approach supported by computer workstations, local area network and wide area networks and database



servers. Communication with national and international computer networks is ensured by a connection of the CSB servers to the governmental data transmission network (VITA). It provides online connections with the local statistical offices as well as Internet and e-mail services. The software used on the network level is based on Novel NetWare and Windows NT.

A modernisation project aims at the implementation of data warehouse technologies. It was started in response to a need for a harmonisation and standardisation of all statistical indicators to help to meet and perform Eurostat requirements in the field of statistical data preparation and provision.

The Statistical Methodology and Organisation Division falls under the responsibility of the CSB President. It serves as a national methodological hub for all official statistical activities and prepares and co-ordinates in a centralised way the methods of statistical surveys organised by the CSB and other government institutions.

## The output

### Classifications

Latvia has a very high level of compliance with Eurostat and other international organisations in classifications. In 2001 a wider use of recently translated and disseminated classifications in the daily statistical work was achieved by the application of CPA in enterprise structural business surveys and the collection of household budget survey data according to COICOP. The updating of NACE and CPA and the re-coding of statistical units in the statistical business register according to NACE Rev.1.1 are being finalised in 2002. PRODCOM statistics fully comply and

since 1999 aggregated quarterly PRODCOM figures have been published in the CSB monthly bulletin and annual figures in the Statistical Yearbook.

Latvia has introduced a regional breakdown for statistical purposes that has been accepted by Eurostat. According to this breakdown the state territory is divided into five statistical regions on NUTS 3 level.

### Registers

All the legal units registered in the State Enterprise Register (SER) under the Ministry of Justice irrespective of their main business activity (all divisions of NACE classification) are included in the CSB business register. Currently the CSB receives monthly information about changes of names and addresses from the State Enterprise Register. The SER provides the CSB with data on newly created enterprises plus information on restructuring of existing enterprises.

For updating the register, a special survey covers every enterprise, not included in regular survey, once in 18 months. The survey gives information about the status of activity, kind of activity, number of employees, turnover, capital, real ownership and entrepreneurial code. A list of LKAUs provides information about the location, kind of activity, the number of employees and any changes to previous listings. The register survey also gives information about real addresses, which in many cases are not the same as the legal addresses. The response rate of the survey is high and regional offices play a vital role in the collection of the questionnaires.

The Residents' Register (RER) in Latvia is located and managed by the Ministry of Interior. Since 2000, the CSB has been obtaining more and more of the data necessary for the compilation of demographic statistics from the RER.

### Demographic and social statistics

The latest population and housing census was carried out in 2000. Essential efforts were made to prepare for the census using definitions and classifications adopted by UNECE and Eurostat.

The CSB receives register information on birth, death and marriages from the registry offices on a monthly basis.

The labour force survey in Latvia is now fully compliant with the requirements of the EU.

Education statistics correspond to EU requirements. A full compliance will be ensured after the entire introduction of the ISCED 1997 version.

The Ministry of Welfare and the Medical Technology Agency compile health statistics. There is information on medical staff and health care institutions, on the causes of death and by separate groups of diseases. In 2003, the CSB will conduct a full-scale health interview survey.

A new monthly household budget survey (HBS) of 334 households was launched in May 2001. Non-response is relatively low at 26 %. Starting in 2002 the samples of the household budget and labour force survey have been co-ordinated using the same interviewer network.

Data sources on social protection are the State Social Insurance Agency and the Social Assistance Fund of the Ministry of Welfare. The CSB receives detailed quarterly and annual accounts on pension, state social benefits and social assistance.

### Macro-economic statistics

Macroeconomic statistics are compiled by the CSB according to ESA 95. Every year the complete system of national accounts is compiled. All data are presented in accordance with the Eurostat table formats.

Currently quarterly calculations of GDP by the production and expenditure approaches are conducted, data are analysed and possible discrepancies eliminated. Quarterly data are revised after the presentation of annual results.

Supply and use table data corresponds to the national accounts data. Calculations are conducted following ESA 95 requirements.

Active work on monitoring own resources was started in 2001. The work on the preparation of the description for the checklist of administrative conditions in the area of the European Communities own resources has been started.

Value added tax (VAT) calculations for national accounts and input-output calculations are based on treasury and state revenue service data and are conducted following ESA 95 requirements.

In the area of price statistics, the CSB provides information on a regular basis in accordance with international methodology on consumer goods, investment goods and information on construction projects. The compilation of the Harmonised Index of Consumer Prices (HICP) and participation in the project on purchasing power parity on a regular basis has been launched. All of the main HICP reliability and compliance requirements have been met. The work of the CSB has been concentrated on the production of harmonised data taking into account the Eurostat recommendations.

### Business statistics

The major part of the required indicators for structural business statistics is available. The CSB has taken measures for further improvement of the questionnaires



in the course of the pilot project to collect data on variables that are missing.

Nearly all required statistical indicators on the implementation and development of short-term statistics of enterprises are available except for new orders received in construction.

The report on the iron and steel statistics includes the necessary indicators and it is available in good time.

In the area of energy and raw materials statistics the CSB annually transmits to Eurostat and the International Energy Agency coal, oil, natural gas, heat and electricity and renewables questionnaires. All data are available and collected according to international methodology.

Latvia provides data on about 80 % of the indicators related to transport in accordance with Eurostat, UN, ECTM and other international recommendations. Data on maritime transport statistics are compiled mainly in compliance with the requirements. As ships of Latvia navigate under foreign banners and may change them, it is not possible to register their activities.

Statistics on passenger transport are compiled by the CSB in accordance with the existing structure of the database on rail, bus, urban electrical transport, sea and air passenger transport. A border survey is used as a source of information on international mobility. Data on road cargo transport is fully compliant with the EU requirements.

Work aimed at introducing the requirements of the new regulations on rail transport is ongoing. Most of the required data will be available soon. The main data quality difficulties are caused by the difference in the Latvian rail system compared to the EU.

A questionnaire for a survey on information technologies and e-commerce in enterprises has been designed according to the Eurostat proposal. This survey will be undertaken in 2002.

By 2003, full compliance with the EU requirements will be achieved in tourism statistics due to measures improving data quality.

#### **Monetary, financial, external trade and balance of payments statistics**

The Bank of Latvia regularly submits monthly data on money supply, exchange rates, short-term and long-term interest rates and international reserves to Eurostat.

The government provides information on the published government budget deficit and national accounts deficit, as well as links between the budget deficit and the state debt. The information received has been improved and corrected in line with ESA 95.

For external trade statistics, the CSB has implemented international classifications and statistical methodology in accordance with the requirements of the *acquis communautaire*. Nevertheless, a new data collection system (INTRASTAT) will be necessary for monitoring trade between the Member States in conditions where there are no physical borders and taxes for goods circulating within the EU. The successful implementation of the INTRASTAT will greatly depend on funding from Phare national funds. It needs to be operational in January 2004.

The Bank of Latvia has put in place the balance of payments compilation system, which ensures compliance with the Eurostat requirements for balance of payments and foreign direct investment statistics.

### **Agricultural, forestry and fishery statistics**

There are about 340 000 rural households in Latvia of which 230 000 are farms that have land as property or for usage. The first benefit of the agricultural census conducted in 2001 is an updating of the statistical farm register set up in 1999.

Structural sample surveys of 13 000 peasant farms, household plots and private subsidiary farms are conducted twice a year. State farms and statutory companies are verified each year by exhaustive surveys. In addition, some financial indicators on expenses and incomes are collected.

Forestry statistics partly comply with international methodology. Some distinctions regarding ownership and regional breakdown are not available. More work is required for the compilation of economic accounts for forestry in accordance with Eurostat standards.

Fishery statistics are compiled taking into consideration international recommendations. The National Board of Fisheries is responsible for meeting the EU requirements.

### **Other statistics**

Environmental statistics are produced in co-operation with the Ministry of Regional Development and Environmental Protection. The Latvian Environmental Agency collects data on air pollution, water, and hazardous and municipal waste and on chemicals and chemical products used. The CSB is collecting and summing up statistical data on investments, current costs, capital repairs of fixed assets for the protection of natural resources and on the operations of national parks and nature reserves.

In general, statistical information at the regional level meets the demands of the EU. Using the population and

agricultural censuses data, the level of compliance at the end of 2002 is expected to be close to 100 %. Latvian regional statistics are compiled in line with NUTS. The Latvian government has not yet defined territorial units on NUTS 3 level. For statistical purposes the CSB, however, has implemented a NUTS 3 territorial definition that has been accepted by Eurostat.

Science and technology statistics partly comply with EU requirements. There is complete information on R&D in the public sector and in higher education. Since 2001 a survey has been conducted about R&D activities in the business sector. A sample innovation survey will be introduced in 2002 in both manufacturing and service sectors.




## The information

- Publication Catalogue available with about 60 regular publications
- Information Centre responsible for dissemination of all data and website [www.csb.lv](http://www.csb.lv)
- Press Secretary reporting directly to the President of the CSB
- Statistical Yearbook in paper and CD-Rom formats
- Press releases on a regular basis announced also on website
- Calendar of press releases published in advance in Latvian and English
- Release of information to all users at the same time
- Subject to protection of confidentiality, anonymous individual records made available for academic research and secondary analysis
- Information Centre with an electronic database of publications
- Customer satisfaction survey conducted in 2001


## Conclusion

The national statistical system has undergone major developments in the last few years. The main driving force behind this impressive and rapid progress is the powerful dedication of Latvia to become member of the European Union and to adopt and implement the *acquis communautaire*. The result of this effort is that high compliance has already been achieved in most areas.

The Central Statistical Bureau is preparing for a far-sighted strategy to rely less on a large network of regional offices and more on the latest techniques for the collection of data. However, technical, financial and human resources need to be taken carefully into consideration at all stages in the transition.







**Lithuania**

40



**Statistics Lithuania**

29 Gedimino Ave.

LT-2746 Vilnius

**Tel:** +370 2 36 48 22

**Fax:** +370 2 36 48 45

**E-mail:** [statistika@mail.std.lt](mailto:statistika@mail.std.lt)

**Web site:** <http://www.std.lt>





## Lithuania Lietuva

### Country Profile

Geographic co-ordinates	56 00 N, 24 00 E
Area	65 300 km <sup>2</sup>
Climate	Between maritime and continental; wet, moderate winters and summers
Administrative Divisions	10 counties
Capital City	Vilnius (0.5 million inhabitants)
Population and Growth Rate	3.5 million, - 0.27 % (2001 estimate)
Nationality	Lithuanian
Ethnic Profile	Lithuanian 83 %, Russian 6 %, Polish 7 %, Byelorussian 1 %, others
Religion	Roman Catholic 80 %, Evangelic Lutheran, Orthodox, Old Believer
Official language	Lithuanian ( <i>lietuviu</i> )
National Currency	1 litas = 100 centas
Exchange Rate against Euro	1€ = 3.5 litas (Quarter 1, 2002, New Cronos)
System of Government	Parliamentary Democracy
Executive Power	President & Council of Ministers (elected by the <i>Seimas</i> )
Head of State	President elected for five-year term by popular vote
Head of Government	Prime Minister, appointed by President on Parliament's approval
Legislative Power	Unicameral Parliament or <i>Seimas</i> ; 141 seats and 71 members elected by popular vote, 70 by proportional representation for a four-year term.
Judicial Power	Supreme Courts & Court of Appeal
National Holiday	Independence Day: 16 February (1918)

### Pre-Accession Milestones

#### 1991

Establishment of diplomatic relations between Lithuania and EU in August

#### 1995

Lithuania signs Europe Agreement in June

#### 1995

Lithuania submits an official membership application for EU membership on 8 December

#### 1996

Lithuania's Europe Agreement of Association enters into force

#### 1998

1st Accession Partnership for Lithuania was decided in March and updated in December 1999

#### 2000

Official opening of accession negotiations in February

#### 2002

28 out of 31 chapters of the *acquis* provisionally closed by June

#### 2004

Target year for EU accession

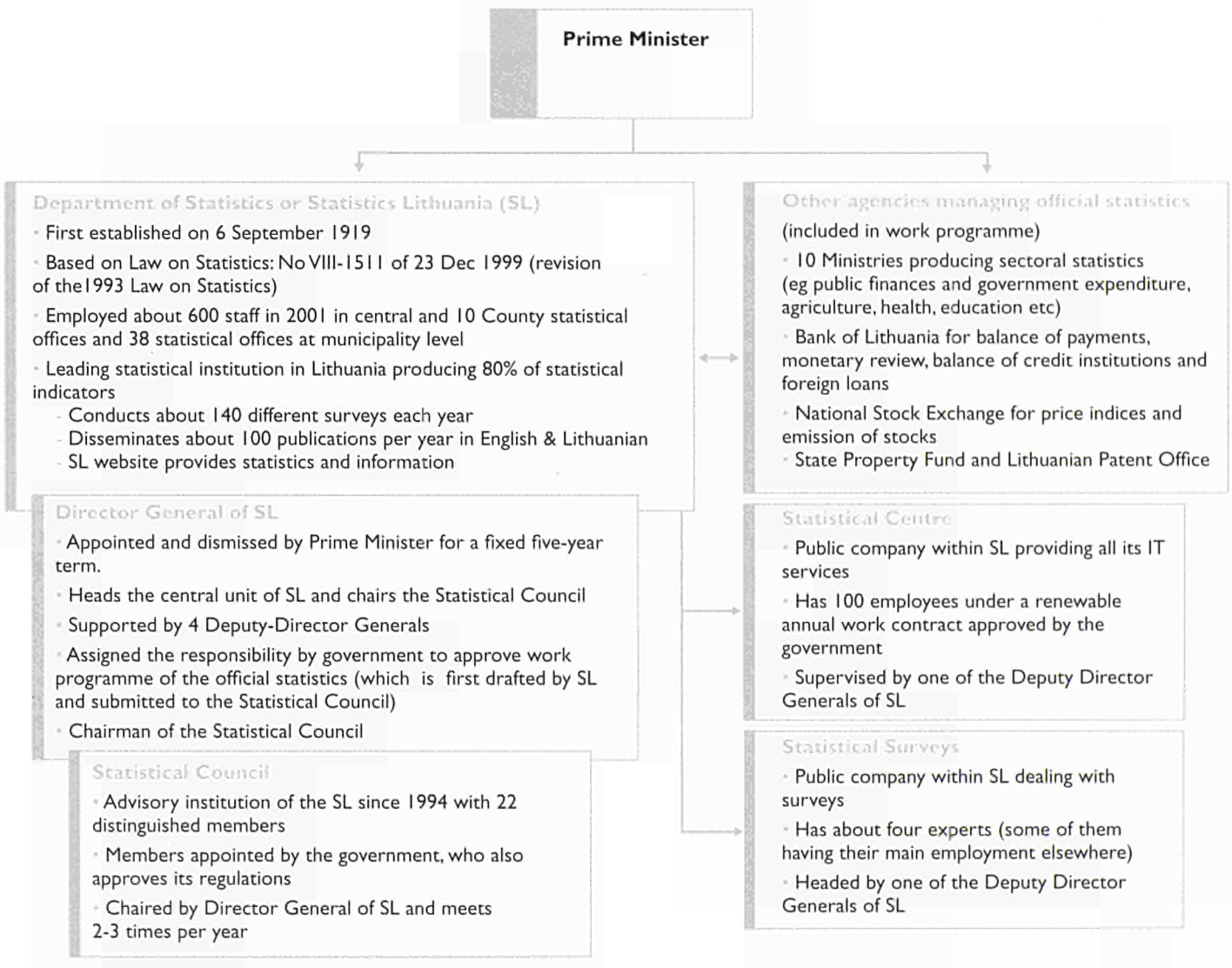
# Official Statistics in Lithuania

Lithuania has the positive spirit, the infrastructure and the skills to meet present and future statistical needs

## Overview

- **Statistics Lithuania (SL)**
- **Legal framework harmonised with EU requirements in 1999**
- **Eclectic mixture of members in Statistical Council**
- **Director General of Department appointed by Prime Minister**
- **About 600 staff and extensive regional offices**
- **Around 140 surveys and 100 publications a year**
- **Census of population and housing in 2001**

## The Statistical System of Lithuania





## The organisation

The Department of Statistics – also known as Statistics Lithuania (SL) - is the central statistical office and an institution of executive power of the Republic of Lithuania, financed from the national budget. It functions under the Law on Statistics 1999, which defines the organisation of national statistics as providing “objectivity and professional independence from political and other interest groups.” SL produces more than 80 % of the statistical indicators and co-ordinates data from other sources, mainly government ministries.

### The legal basis

The 1999 Law on Statistics was a revision of the 1993 law to harmonise the legal structure with the European Union requirements. Other legal texts include laws on the population register and the population and housing census, plus resolutions and rules covering the European system of national accounts, confidentiality and the authorisation of Statistics Lithuania.

The Law on Statistics includes:

- General principles, including confidentiality, transparency, independence and concern for the response burden
- Definitions of statistics agencies, principally SL but also central and local government bodies and the Bank of Lithuania
- Provisions for administrative documents and registers to be sources of official statistics
- Protection and use of official statistics (information must be widely available, not just to government and organisations, but to society at large)
- The Statistical Council
- An annual work programme
- Protection of confidentiality of the individual respondent

### The management of Statistics Lithuania

The Director General of SL is appointed and may be dismissed by the Prime Minister. The current holder of the post was appointed in 2001. There are also four deputy directors general.

SL is responsible for preparing each year the work programme of official statistics, including work carried out by other institutions. This necessitates close collaboration. A first draft is discussed within the Senior Management Committee of SL, and after that the programme is submitted to the Statistical Council. The final programme has to be approved by the government or an institution authorised by it. The government has assigned to the Director General the responsibility for approving the programme.

The Director General of SL is thus also in the position of being the chairman of the Statistical Council and responsible for approving the annual work programme. This is convenient at the moment as it provides the efficiency and the flexibility needed during the preparation of accession to EU membership.

The composition and regulations of the Statistical Council are approved by the government. The Council should consist of “representatives of state and local self-government institutions, agencies managing statistics, education institutions, public organisations, enterprises, other respondents and the mass media”. This eclectic mixture is represented among the current 22 members.

According to the Law on Statistics, the Statistical Council considers:

- Methodological principles of censuses
- Statistical registers and main surveys
- The annual work programme

- Basic results of surveys
- Issues related to data protection
- Dissemination of statistical information
- Conclusions and proposals to Statistics Lithuania

The Council meets two to three times a year. Reports are made on these meetings and some documents are usually made public. It may invite non-members, such as specialists on a subject, to participate in a meeting. The Council has established several working groups. The current Director General of SL has discussed some changes, for example to enhance its role in the dialogue between producers and users of official statistics and to have more frequent meetings.

There are a large number of advisory groups working for SL, providing specialist advice and feedback across most of the statistical areas.

#### **Structure and staffing of Statistics Lithuania**

SL has a central office in Vilnius, 10 offices at county level and 38 at municipal level. Of the total staff, about 50 % work in the head office, 25 % in the county offices and 25 % in the municipal offices. This network covers survey data collection including mailing and receiving business survey questionnaires, data capture and business registration. The county and municipal offices work in close co-operation with local or regional organisations. Some of the county offices also have considerable statistical activities of their own at the regional level. Taking into account that Lithuania is a relatively small country with a population of 3.5 million, it is unusual that half of the staff are in the regional offices. Reorganisation of the structure is addressed in a strategic paper.

Of the total SL staff, 90 % are female and 65 % have a university degree. In the other offices, 90 % are female, with

50 % degree holders. The average age is 45. There is very high staff stability with a large number of employees having worked within the same field throughout their entire career. The management regards this mainly as an advantage implying enhanced professionalism.

An unusual feature is the creation of two public companies of which SL is the sole owner. These create more flexibility in staffing issues. The Statistical Centre employs about 100 people and is the main provider of IT services to SL. Regulation is through an annual contract that is approved by the government, as there is no tendering process. The staff of this company are paid out of its revenues. The Statistical Surveys is a smaller company dealing with surveys and employing experts, some of whom are part time from universities. Each company has a director reporting to one of the deputy directors general of SL.

This arrangement has created valuable flexibility with the rapid increase in IT use. The employment conditions of the staff are less regulated, allowing easier response to market rates.

Intensive staff training programmes include courses in statistical methods, designing and programming of information systems, PC software and preparative training for the population census.

#### **Funding**

An average annual budget of about € 6.4 million has been allocated to Statistics Lithuania over the past three years. An additional expenditure in 2001 of approximately € 7.3 was related to the population census.

There is strong control over public expenditure in Lithuania. The budget is imposed under a number of separate budget headings. It is also allocated to central and regional



expenditure. Staff numbers are also controlled. Hence the Director General has less scope to manage the office as flexibly as might be the case in many EU Member States.

If a budget proves to be inadequate for the whole of a proposed annual statistical programme then users are involved in a process of review and reduction. Additional work may be undertaken if funded by other sources.

### Co-operation

SL has close co-operation with a number of relevant university institutions and is aiming to formalise this with long-term agreements. It also has considerable co-operation with the NSIs of Sweden, Finland and Denmark and projects with neighbouring countries. A large technical co-operation programme within different fields is carried out with Phare finance.

### Information technology and methodology

The company Statistical Centre provides IT services to SL and also handles printing with offset and digital equipment. A local area network exists between the central and main county offices while the other offices have dial-up connections into a wide area network. Development projects include data warehousing, OLAP technology, OCR (already used in processing the population census data), data collection through electronic questionnaires (using Internet particularly), an electronic data dissemination system and GIS technology.

The methodological principles of censuses, statistical registers and main surveys are considered by the Statistical Council.

## The output

### Classifications

Most Lithuanian classifications and nomenclatures are already consistent with EU and UN standards. The national

versions of NACE and CN have been in use for some time and the implementation of CPA, PRODCOM, ISCO-88 and ISCED are in progress. The national versions of NACE, CPA and PRODCOM are to be brought in line with revisions made at the European level.

### Registers

At present there are two business registers: legal and statistical. The registration of the legal register involves many local institutions, five ministries and the Bank of Lithuania. SL only registers budgetary institutions. Municipalities register most enterprises. The legal register has currently about 160 000 entries (of which more than 90 000 are individual enterprises without the status of a legal entity). SL will relinquish management after a law in 2002 establishes a new central register in the Ministry of Justice.

The statistical register includes about 250 000 enterprises of which only about 67 000 are active. The main limitation of these registers is that only main enterprises are registered and they are not obliged to register their subsidiaries unless the latter have specifically been declared. As a result, it is difficult to take into account local units or kind-of-activity units and a statistical survey is the only way of obtaining information on these entities.

A programme is underway to overcome these difficulties, including a project financed by the Danish government on the development of the database. Although some progress has been made, high priority must continue to be given, because many other statistical works depend on the quality of the business register, in particular design of survey samples and production of statistical information on businesses at national and local level.

Since 2000, the population register has been maintained by the Ministry of Internal Affairs, which provides updated

information to SL. The registration began in 1992 when every person over 16 years was issued a National Passport and assigned a personal identification number. The register thus contains information on about 90 % of population (not including under 16s without passports).

SL uses the data for demographic statistics and analysis, design of survey samples (household budget survey, labour force survey), internal migration statistics and to update the business register and farms register.

The register of indicators is a metadata database, consisting of three parts. The first part covers 5 500 indicators. The second part includes approximately 7 000 time-series. The third part is under development with the aim of storing meta-information on surveys and questionnaires. Although for internal use only, it is planned to make it accessible on the Internet and it may be extended by linking it to data sets.

The statistical analytical system is a database storing more than 10 000 time-series. It was created by the company Statistical Surveys and SL co-ordinates its development. It is regularly updated and used internally. Analysts in banking and finance may have access. Other external users are currently under consideration.

Other databases for reference include the foreign trade database and the classification database. A regional database is also under construction, the objective being to feed the REGIO database of Eurostat.

#### **Demographic and social statistics**

The population and housing census was successfully completed in April 2001. Some results of the census have been released. A quality control also took place. The results will also be used to provide new bases for samples and the surveys.

Priority users are the government, the parliament and other public authorities. However, SL plans to sell custom-tailored data extractions and will also develop GIS applications to analyse, present and disseminate the census results on a commercial basis.

The labour force survey has been carried out twice a year but will be quarterly from 2002 onwards in compliance with EU requirements. This is possible with financial support from the Phare National Programme of 2000.

A labour cost survey is under way although it will include only employers having the status of a legal person, as the business register does not include local units. A test on the survey on the structure of earnings was carried out in 2001 and in 2002 a pilot survey will be conducted. Compliance is expected for the 2002 study, to be carried out in 2003. No major difficulties are expected to establish a labour cost index for 2001, although financing is required.

#### **Macro-economic statistics**

Statistics Lithuania is responsible for national accounts. With the introduction of ESA 95, non-financial annual accounts have been compiled and published, at current and constant prices, and a number of revisions have been made to improve compliance with the *acquis communautaire*. Financial accounts have been compiled on the basis of ESA 95 methodology, but they have not been published.

Quarterly national accounts are also compiled and published. Quarterly data of GDP and growth rate are published 90 days after the reference quarter. The data are available at current prices according to production, income and expenditure approach and GDP by kind of activity and expenditure approach at constant prices. Flash estimates of quarterly GDP and its growth rate are published 30 days after the reference quarter.



Work is also in progress to compile input-output tables and supply-use tables.

The work on improvement of methods continues. Main problems identified are the estimation of consumption of fixed capital and the change in the method of data reporting in central and local government from cash to accrual basis. Regarding dwelling services, SL follows Eurostat recommendations. To further improve the quality of national accounts data, a strategic plan on ESA 95 for the period 2002-2004 has been prepared with participation of the Bank of Lithuania, the Ministry of Finance and others.

The price indices system contains CPI, interim HICP and PPI, as well as a construction cost index and unit value indices of exported and imported goods. Other developments include price indices for transport, storage, communications and imports. PPP is considered in the framework of the European Comparison Programme.

The interim HICP does not comply with EU requirements concerning geographical and population coverage, the expenditure of institutional households, non-resident households and tourists. For the second stage, there are problems concerning health, education, social protection and insurance. It is important to establish close co-operation with ministries concerned with these sectors. Another problem concerns the methods of assessment of quality change in goods and services.

For national CPI and HICP, the regional statistical offices collect prices in 19 territorial units. Each year a meeting is organised by the central office to compare practices and give instructions. Regarding the European Comparison Programme and calculation of PPP, Lithuania is included in the Northern Group, which covers ten countries under the leadership of Statistics Finland.

### **Business statistics**

The structural business statistics produced by SL are mostly compliant with the SBS Regulation. The main sources are annual statistical questionnaires, balance sheets and the profit and loss accounts of companies, and income declarations of sole proprietorships, collected by means of an annual survey or through tax inspectorates. The reported unit is currently only the enterprise. A questionnaire has been prepared for 2002 for enterprises that have more than one KAU and more than one LKAU.

The compliance with EU regulations on short-term statistics is already fairly good. The production index will be calculated at the beginning of 2002.

A survey of industrial production is included in a project on further harmonisation.

Domestic trade, construction, services, energy, transport and communications, and tourism indicators are calculated according to Eurostat recommendations. These surveys are also used to update the business register, although further improvements are very necessary. There is also a business tendency survey covering manufacturing, trade and construction.

Tourism statistics are compiled monthly based on incoming persons by type of vehicle and citizenship. Information is collected from tourist enterprises. Accommodation statistics are compiled in compliance with the EU recommendation, however problems exist with private lodgings and rural tourism. A sample survey on outbound tourism needs to be conducted.

### **Monetary, financial, external trade and balance of payments statistics**

Most monetary statistics are compiled from data from the Ministry of Finance and the Bank of Lithuania.

Regarding state debt there is an issue over the quality of data. Financial accounts have been compiled (ESA 95 methodology) but publication is not planned until 2002 when further improvements have been made.

Once customs have aligned their systems, foreign trade statistics will conform to EU standards. The introduction of INTRASTAT requires close co-operation and the experience of other states will be studied. EXTRASTAT is in compliance with the EU requirements. SL has also started work on an exporters/importers register.

The Bank of Lithuania is responsible for the balance of payments statistics and special surveys are conducted. Quarterly information basically complies with the EU requirements. The Bank intends to implement monthly direct reporting of balances in 2002. Supporting EU information will be used for better compliance and higher quality. SL provides the Bank with data (on goods, services, foreign direct investment, transport, tourism, etc.) for the balance of payments.

### **Agricultural statistics**

SL collects information from surveys, administrative files from the Ministry of Agriculture and other governmental institutions, e.g. the State Land Cadastre. The farm accounting data network under the responsibility of the Institute of Agrarian Economics is the basis for the calculation of value added from agriculture in the EU.

A farm register has existed since 1997 with 1 500 agricultural partnerships and enterprises and about 70 000 farmer's farms with over three hectares. By enlarging the scope to include farm land down to one hectare, the register will grow to include around 500 000 farms. There still remain some methodological issues in the

supply balance sheets for crops and animal products. The estimation of employment in agriculture also needs to be improved. In the economic accounts for agriculture, there is a need to distinguish between the agricultural producers for market purposes and those who produce for own consumption only.

The *acquis communautaire* in agricultural statistics will be implemented after the agricultural census is carried out. This began in June 2002 and the final results are expected to be published by 2003. The Lithuanian Government will take all necessary measures to ensure that the total agricultural census is completed in 2003.

This census is crucial in improving information and methods in agricultural statistics, to update the farm register and to meet the EU requirements. Preparation of the census has already begun. Financing for starting the census is allocated in the state budget for 2002. A request for financing for completion of the census in 2003 has been filed by Statistics Lithuania and is in the process of budgetary formation at the Ministry of Finance.

### **Other statistics**

Environmental statistics are compiled with the Ministry of Environment. Waste management statistics are based on the EU draft regulation. Statistics on water use and discharges to water have been delivered but are not entirely in compliance with EU standards. For environmental expenditure statistics and environmental accounts development work on methodology is still needed.

Regional figures are available for employment, social, agricultural production, demography and energy statistics. SL has also made calculations of annual regional GDP at



current prices by ten counties comparable to the NUTS 3 level, and gross value added by the main broad economic categories. This has been carried out following the EU requirements. The inclusion of local KAUs in the business register is a prerequisite for further advances.

There is now a government decree on territorial classification for statistical needs that is in compliance with the NUTS classification EU requirements. A centralised regional database is planned for authorised external users in the future. SL will also develop GIS concepts in statistics, both in the census context and elsewhere.

## The information

- Statistical Information Bureau, under a deputy director general, responsible for relations with mass media, researchers, business and the public, plus the library and website [www.std.lt](http://www.std.lt)
- Sales and subscription of publications are handled by the public company "Statistical Centre."
- About 100 publications both in the Lithuanian and English languages each year
- Press releases on a regular basis
- Annual calendar of press releases published in advance
- Release of information to all users at the same time
- Subject to protection of confidentiality, anonymous individual records made available for academic research and secondary analysis
- Strategic paper for 2002 - 2004 foresees procedure for informing respondents of survey results
- User satisfaction survey questionnaire sent with publications and available on the web site




## Conclusion

The Lithuanian statistical system has the environment, the infrastructure and the staff skills to meet both present and future needs for official statistics. In particular it has built the capability to support the statistical outputs required of a country aspiring to join the European Union.

Lithuania has already reached a good level of compliance with the requirements of the *acquis communautaire*. Remaining problems have been identified and operational solutions sought. If efforts are maintained with the same intensity, Statistics Lithuania should be able to fulfil the requirements of the accession process.



## Malta







**Country Profile**

<b>Geographic co-ordinates</b>	36 00 N, 14 35 E
<b>Area</b>	316 km <sup>2</sup>
<b>Climate</b>	Mediterranean with mild rainy winters and hot dry summers
<b>Administrative Divisions</b>	none (administered directly from Valetta), but local councils are now established in over 60 localities in Malta and Gozo.
<b>Capital City</b>	Valetta (0.01 million inhabitants)
<b>Population and Growth Rate</b>	0.39 million, + 0.74 % (2001 estimate)
<b>Nationality</b>	Maltese
<b>Ethnic Profile</b>	Maltese
<b>Religion</b>	Roman Catholic 91 %
<b>Official language</b>	Maltese and English
<b>National Currency</b>	1 Malta Lira = 100 cents
<b>Exchange Rate against Euro</b>	1€ = 0.4 Malta Lira (Quarter 1, 2002, NewCronos)
<b>System of Government</b>	Parliamentary Democracy
<b>Executive Power</b>	President & Cabinet (appointed by President on advice of Prime Minister)
<b>Head of State</b>	President elected for five-year term by House of Representatives.
<b>Head of Government</b>	Prime Minister, appointed by President for five years
<b>Legislative Power</b>	Unicameral House of Representatives; 65 seats with members elected on the basis of proportional representation for a five-year term.
<b>Judicial Power</b>	Constitutional Court and Court of Appeal
<b>National Holiday</b>	Independence Day: 21 September (1964)

**Pre-Accession Milestones**

**1970**

An association agreement is signed between Malta and the EEC

**1976**

First Financial Protocol between Malta and EEC

**1986**

Second Financial Protocol between Malta and the EEC

**1989**

Third Financial Protocol between Malta and the EEC

**1990**

Malta submits an official membership application for EU membership on 16 July

**1996**

Malta freezes its application for EU membership in November; starts working for a free trade area. Fourth Financial Protocol between Malta and the EU

**1998**

Malta reactivates its application for EU membership on 10 September

**1999**

Malta begins of screening process

**2000**

Official opening of accession negotiations with Malta

**2002**

22 out of 31 chapters of the *acquis* provisionally closed by June

**2004**

Target year for EU accession

# Official Statistics in Malta

Malta has seen a transition in its statistical system to meet EU requirements that has been rapid and efficient.

## Overview

- National Statistics Office (NSO) under supervision of Maltese Statistical Authority (MSA)
- Highly centralised system
- Strong legal framework harmonised with EU requirements
- Board of MSA fulfils role of Statistical Council
- Director General of NSO appointed by the board of the MSA
- Over 130 staff plus 150 part-time interviewers
- About 145 regular surveys and 13 regular publications plus over 100 news releases each year
- Census of population in 1995, the next one scheduled for 2005

## The Statistical System of Malta

Minister  
for Economic  
Services

### Malta Statistics Authority

- Nominated and appointed by the Minister for Economic Services and has a supervisory role over NSO
- It liaises between the NSO and other public bodies concerning the supply of statistical data and other statistical activities
- Consists of Chairperson, Director General NSO (an 'ex-officio' member) and six other members with competence in statistics
- Members are appointed from various sectors for a term of one to three years by the Minister and may be re-appointed on completing their term. The Chairperson is also appointed by the Minister
- Except for the Director General NSO, members are precluded from access to confidential data and from analysing statistical data.

### National Statistics Office (NSO) of Malta

- NSO's predecessor was established in March 1947. NSO is the only executive body of the Malta Statistics Authority
- Based on Malta Statistics Authority Act 2000 (Act No XXIV 2000) which came into force on 1 March 2001 and replaced the 1955 Act
- Employed over 130 staff in 2001 and has no regional offices
- Plays a central role in the production and services of the official statistics in Malta
  - About 145 surveys planned each year
  - Disseminates about 13 publications and 100 News Releases each year
  - NSO website provides statistical tables and information
- NSO staff are not employees of the government

### Other bodies

- Ministries
  - Treasury & the Ministry of Finance for government finance statistics
  - Ministry of Agriculture & Fisheries for statistics on fisheries
- Central Bank of Malta
  - Balance of Payments
  - Monetary and banking statistics
  - Selected financial transactions

### Director General of NSO

- Appointed by the Board of Authority following the consultation of the Minister for a period of three years with possibility of several terms
- Heads the NSO and is an 'ex-officio' member of the Board
- Draws up the Annual Business Plan of the NSO to be approved by the Board & Ministers



## The organisation

The National Statistics Office of Malta (NSO) centralises the production and service of official statistics. Other providers of official data include the Central Bank of Malta, the Treasury and various ministries.

The NSO is the only executive body of the Malta Statistics Authority (MSA) that comes under the Minister for Economic Services. The MSA was created for regulating the collection, compilation and publishing of official statistics. Its board consists of a chairperson, the Director General of the National Statistics Office and six other members with technical competence from the Central Bank, the trade unions, the university, business plus two statistics professionals. The MSA is a supervisory body with no access to confidential data and no role in analysing data.

### The legal basis

The Malta Statistics Authority Act of 2000 established the MSA. The separation between the government, the MSA and the NSO is clearly stated in the act. Under the act the MSA has the following roles:

- Submission of the annual business plans and financial estimates to the Minister
- Supervision of the production of statistics to international standards and requirements
- Advice on statistical matters, including methodologies
- Establishing priorities in the demand for official statistics
- Liaison between the NSO and other bodies and co-ordination of statistical activities
- Publication of the business plan after its approval
- Dissemination of the knowledge of official statistics
- Consider and comment on the annual report of the Director General of the NSO

The NSO is mandated to compile statistics in all domains and has access to any administrative source. Confidentiality is clearly protected under the act. The NSO also has the right to retain revenues generated from products and services. The act also covers financial provisions, advisory committees and offences and penalties.

Other legislation on statistics includes the Census Act and the Data Protection Act.

### The management of the NSO

The central role of the NSO is emphasised by the new act, enabling it to improve the whole system by harmonising or reducing the data collection of other bodies. At the same time there is continuous liaison between the NSO and other key providers such as the Central Bank.

Following consultations with the Minister responsible for statistics, the Director General of the NSO is appointed by the board of the MSA for three years, with a possibility of several terms. The Director General is also an ex-officio member of the board. A key role is the drawing up and implementation of the annual business plan. The plan is approved by the MSA and funding is negotiated with the Ministry of Finance. Parliament finally approves the budget. The Assistant Director is also appointed by the board of MSA. Both appointments are covered by regular performance evaluation under a Performance Management Programme introduced in the government service for all senior management staff.

The MSA in its composition and advisory functions fulfils the role of the Statistical Council normally found in national statistical systems. The new law has provision for advisory committees to the board of the MSA.

### Structure and staffing of the NSO

The internal structure of the NSO will soon be organised into four divisions: social statistics, business statistics, economic statistics and corporate services. There are no regional offices.

The NSO employs about 130 staff, of whom 61 % are female and 53 % are aged under 30. There is a growing level of tertiary qualifications. Currently, 71 % of the NSO staff have secondary education. There are also about 150 interviewers working part-time. It is likely that 20 to 30 new staff members will be added in the near future.

All staff have participated in different IT courses. There have also been TES courses and internal programmes where foreign experts have provided training.

To ensure the availability of skilled staff and to increase the number of statisticians in future, the NSO has made a proposal to the University of Malta for a Diploma in Official Statistics.

### Funding

In May the NSO proposes its business and financial plans for the following three years to the Ministry of Finance. The strategic objectives and measurable results have to be defined and short-term goals indicated. If provisions are needed for investment purposes, tangible results have to be shown in the financial plan.

In its National Programme for the Adoption of the *acquis* (NPAA), the NSO has convinced the government that compliance will mean increases in both one-off and continuous appropriations. The total budget of the NSO in 2001 was € 3.0 million, of which nearly one half was allocated to the adoption of the *acquis*. The total budget has increased by 42 % over the previous year and by 57 % since 1995.

Running costs, including participation in Eurostat working groups and the acquisition of equipment, have to be covered by the normal budget. The technical assistance budget is only for the transfer of knowledge, such as consultancies and training. Most of the technical know-how gained has been funded by the NSO itself. The only external funds have been from the EU MEDSTAT programme and funds for training from the UNDP.

The Director General has to submit an annual report on the work of the NSO to the MSA. No later than six weeks after the end of each financial year, the MSA must send a report to the Minister of Economic Planning and to the Minister of Finance dealing generally with the activities during the financial year.

### Co-operation

The NSO works with the University of Malta on joint projects such as in compiling analytical publications, lectures on official statistics by the NSO experts and also in receiving tuition from the professors. Co-operation between individual researchers of different government departments and the NSO typically covers joint research projects.

The NSO policy has been to consult its users on a regular basis. Meetings with parties concerned are arranged whenever matters of mutual interest need discussion. Feedback from users has also been sought in respect of all publications released by the NSO and via the NSO website. Media coverage has been regularly monitored. Under the new Statistics Act, the board of the MSA has a significant role in representing important user groups. The NSO has also adopted a Quality Service Charter that provides all users with indications on the level of service they should expect. During the last few years Eurostat has naturally been constantly consulted on the development in statistics.



### Information technology and methodology

The NSO is part of the total governmental IT infrastructure and receives technical support from a central service. All government departments are connected to this network which works on a contractual basis.

The IT infrastructure of the NSO was renewed in 2000. Eight new applications were implemented, followed by a further ten in 2001. Some services, e.g. the Consumer Price Index and the use of the Eurotrace software, have their own servers for security purposes. Data transmission via GESMES and STADIUM are now working, in particular for the balance of payments, national accounts and trade statistics.

Growing use is made of Internet as a basis for surveys. The NSO has a centralised database for production purposes, but a database for dissemination and user-access will require the introduction of metadata modules. A new library information management system will be defined and built up in the near future.

All micro-data that is received from other administrations is validated and tested for quality by the NSO. This part of the statistics production process and the relevant methodologies and procedures are built into the systems of each thematic unit. Furthermore, increased attention is being given to proper documentation of all existing methodologies and statistical compilation procedures.

The NSO has implemented new surveys and introduced new methodologies and statistical systems. There is room for further rationalisation in the data collection and for improved exploitation of the administrative records within the whole public sector. Co-ordination of data collections with tax authorities, the Employment and Training Corporation, social security authorities, the Malta Tourist Authority and the Department of Agriculture is highly recommendable in order to avoid overlapping collections.

## The output

### Classifications

The NSO is well on the way to achieving compliance with the different statistical classifications. Full compliance with NACE and CPA is expected by the end of 2002 and the beginning of 2003 respectively. Clear priorities have been set. The need for a common classification database containing different versions of the classifications and their breakdowns has already been recognised and such a base will be developed in the future.

### Registers

About 38 000 business units registered with the VAT office have already been coded and stored in the business register and a number of quality checks have been carried out. There is a joint working group of the VAT office and the NSO. For updating, the VAT authorities will inform the NSO on a regular basis of all new registrations and of any cancellations.

There are administrative registers maintained by different authorities, such as the electoral register for population surveys and the common database for household surveys.

### Demographic and social statistics

Annual statistics are compiled from data received from the common database for household surveys. Population projections are done regularly, currently up to 2050. The last census of population was done in 1995; the next will be in 2005.

Constraints within the demographic sector are related to migration statistics. The introduction of the new tourism survey will, however, improve information. Emigration data are mainly collected from embassies. Information about Maltese immigration is received from the customs office.

The first labour force survey (LFS) was conducted in Malta in 2000. From March 2001 onwards the NSO started quarterly LFS data collection from 2 500 households. Transition to continuous data collection in the LFS is being explored and is expected to be implemented during 2003. A new set of surveys is required to collect data on the structure and distribution of earnings and labour costs and it is intended to introduce these surveys in the near future, with the aim of achieving compliance by the end of 2002. The NSO intends to work on this project in collaboration with the Social Security and the Inland Revenue Departments.

A joint NSO-Ministry of Education working group will periodically review EU requirements regarding classifications, data collection and methodologies. The creation of new questionnaires on support staff and other personnel in education, new tabulations and guidelines for updates to the existing software have been put in place during 2001. The NSO has also carried out a continuous vocational training survey as recommended by Eurostat. The education statistics produced by the NSO meet Eurostat requirements.

For cultural statistics, surveys have covered libraries, museums, musical groups, theatre and theatre groups, dance schools and dance groups, the cinema, the broadcasting media, music publishing and sales, book publishing and sales, music teaching and religious festivals. In addition to this, a cultural participation survey, "Kultura 2000", was carried out. A benchmarking exercise took place among youth and sports organisations in 2001. The NSO produced an exhaustive cultural statistics publication in 2002. All the cultural statistics are compiled in accordance with Eurostat's methodology.

The Department of Health Information of the Ministry of Health produces a large range of information about health status and government health services. It supplies the relevant

data on an annual basis to the WHO. A pilot study for the first health interview survey started in 2001 while the actual survey began in 2002. Health and safety at work statistics are compiled by the Ministry of Social Policy, but there is no collection yet of data on home and leisure accidents.

The NSO carries out a household budget survey every five years. The last survey was conducted in 2001 in accordance with Eurostat recommendations and methodologies. Coding of consumption expenditure is carried out in accordance with COICOP. A cross-reference between COICOP and CPA has also been developed.

A time use survey is due to be carried out in 2002 using Eurostat's methodology. Most of the requirements of income, poverty and social exclusion data in the EU context were met by the end of 2001.

For social protection statistics, the NSO has established an inter-departmental working group with the aim of implementing the ESSPROS methodology. Most of the required data are available from administrative records. Data from non-government organisations is collected through a widened system of surveys. The first comprehensive social protection account is earmarked for publication during 2002.

The first attempt at producing gender statistics was made in 1999 with the publication "Women & Men 1999". Information on housing conditions is available from both the housing authority and the planning authority. Additionally, the household budget survey will also provide a benchmark on the housing situation in the Maltese Islands.

#### **Macro-economic statistics**

Malta is currently in the process of transferring its national accounts to a system that is consistent with ESA 95. The transition will be complemented with an overlap of two to



three years and bridge tables will be established between the old and the new systems. The achievement of compliance by the beginning of 2003 may require some new priorities in the statistics programme. New quarterly estimates as well as regional accounts according to the ESA 95 will not be produced until annual estimates are available.

In 2000, the national accounts unit undertook further research on the non-observed economy in order to improve GDP estimates.

Financial accounts have been given GFS and ESA codes to comply with Eurostat requirements.

Work on the adoption of the Harmonised Index of Consumer Prices (HICP) has been largely completed.

Purchasing power parities are required for the deflation of GDP for international comparison purposes. Malta is now fully in line with all the countries participating in the ECP and therefore fully compliant with Eurostat requirements in this area.

### Business statistics

In Malta, the business unit is a legal unit and an enterprise and almost exclusively also a local unit. Given the size of the country, the regional importance of local unit information is almost negligible. The update of the business register is important for the coverage of the business population and for the workable business statistics data collection. The NSO conducts monthly surveys of the quarrying, manufacturing and construction sectors as well as in the wholesale and retail trades, with the possibility of also including some services sectors. Full compliance is expected to be achieved by the beginning of 2003.

The energy sector in Malta is dominated by one large state energy provider and the NSO continues to work with them to compile the statistics required by this part of the *acquis*.

The principal sources of data on maritime transport are the Department of Customs and the Malta Maritime Authority. Most of the statistics are compiled and reported by the NSO on an annual basis and generally conform to the requirements laid down by Eurostat. In the future, the NSO will use the data processed by the Malta Maritime Authority, ensuring that it is in the form required by the Eurostat database questionnaire.

The Police Department is the primary source of road infrastructure and accident information. Most of the road data are now available in the form required by Eurostat. Details on road accidents, including the age and sex of accident victims, are available on a quarterly basis.

Data from the Licensing and Testing Department is reliable with regards to the vehicle stock, including new registrations and scrapping, but not concerning the categories of goods vehicles. The current situation is being improved with the introduction of a vehicle roadworthiness test. The department has also established commercial vehicles by gross weight which will serve as a sample frame for a survey on goods transport by road.

A pilot survey of road transport was conducted in 2001 to establish the volume of commercial road transport by weight/kilometres as required by Eurostat.

Aviation statistics currently come from the Customs Department but in future the sources will be the Department of Civil Aviation and Malta International Airport. Conformity with the requirements of Eurostat will be achieved in 2002.

Disembarkation cards have been the source of data on tourism. During 2000, the NSO launched a pilot survey of

inbound tourism (TOURSTAT) that provided much data. TOURSTAT was introduced on a regular basis at the airport in 2000. Interviewers have been recruited and trained. The survey has been tested for a period of about one year with a sample size of 72 000 passengers selected annually by a 2-stage sampling procedure.

An accommodation survey (ACCOMSTAT) was started in January 2001. Accommodation establishments which have Internet access are able to submit the data via the NSO homepage. A pilot study was launched in 2001 to collect data on outbound and domestic tourism. A household survey (DOSTAT) will collect information on a monthly basis.

#### **Monetary, financial, external trade and balance of payments statistics**

The Central Bank of Malta is responsible for the compilation and dissemination of statistics on money and banking, selected financial transactions and Maltese lira exchange rates. The data comes from the local banking and financial institutions. The Central Bank will continue to upgrade its statistical reporting systems in line with the ECB recommendations. In the short term, it will focus on the harmonisation of the classification system to ensure that this meets EU standards.

The NSO, the Malta Financial Services Centre, the Malta Stock Exchange and government departments are being informed of other ECB data requests that are not the direct responsibility of the Central Bank. These local agencies are now working closely together to review their compilation procedures and to bring them in line with EU requirements.

The Central Bank is reviewing the present reporting forms and introducing specific feedback systems to enable the reporting institutions to provide data as required. This will ensure that the Central Bank will

eventually meet the deadlines imposed by the ECB. The NSO is in a position to satisfy most of Eurostat's requirements for foreign trade statistics. It is now transmitting such data on a monthly basis by means of the STADIUM-STATEL. The NSO has also linked up with the COMEXT trade statistics database. The NSO is also preparing for the eventual introduction of INTRASTAT and EXTRASTAT.

The Central Bank is working closely with the NSO to produce monthly and quarterly balance of payments statistics consistent with the IMF recommendations. The complete current account is being compiled quarterly on a geographical basis with the EU and the rest of the world. From 2000, data on transactions with/from the USA, Canada and Japan has also been collected.

#### **Agriculture and fisheries statistics**

The NSO is the central body in the production of agricultural statistics, collaborating with different services of the Ministry of Agriculture in data collection and other activities.

The NSO has established an extensive register of all agricultural enterprises. Information from this register is now being stored into AGRISTAT, a GIS-based agricultural information system. A census of agriculture and a poultry census took place in 2001. Annual surveys are foreseen to update the database on pigs, bovines, sheep and goats. A pilot farm accountancy data network (FADN) survey was carried out.

Full compliance with the *acquis* has already been achieved in viticulture statistics. Further surveys will update the available database. Concerning statistics on fruit growing, the NSO has carried out a full-scale census of all regions of fruit production. The collected data are stored into a GIS database. Full compliance has already been reached in this area.





There is still room for improvement in the data in economic accounts, as farmers are not used to keeping records of their expenditure.

The NSO is close to satisfying all the EU requirements in crop production statistics. Good quality data are obtained from the agricultural enterprise register and from sector censuses.

As far as livestock is concerned, censuses were taken in 2000 and these have permitted Malta to reach full compliance in porcine, bovine and goats/sheep statistics.

Compliance with all the *acquis* relating to agricultural statistics is expected to be achieved by December 2002.

In 2001, the Department of Fisheries and Aquaculture and the NSO jointly completed an inventory and register of fishing vessels and conducted a pilot study of the catch assessment scheme. The database and reporting facility of aquaculture statistics will be incorporated into the MALTASTAT system in accordance with the requirements of Eurostat by 2003.

#### Other statistics

A team has been established at the NSO to make an inventory of the different data sources for environmental statistics. It has already negotiated with many authorities and providers to get them to adopt some new classifications or to collect some new information. A joint working group has been set up for water and waste water statistics.

A proposal to introduce a number of questions into the industry questionnaire will facilitate the collection of information related to energy, water consumption and waste water production.

### The information

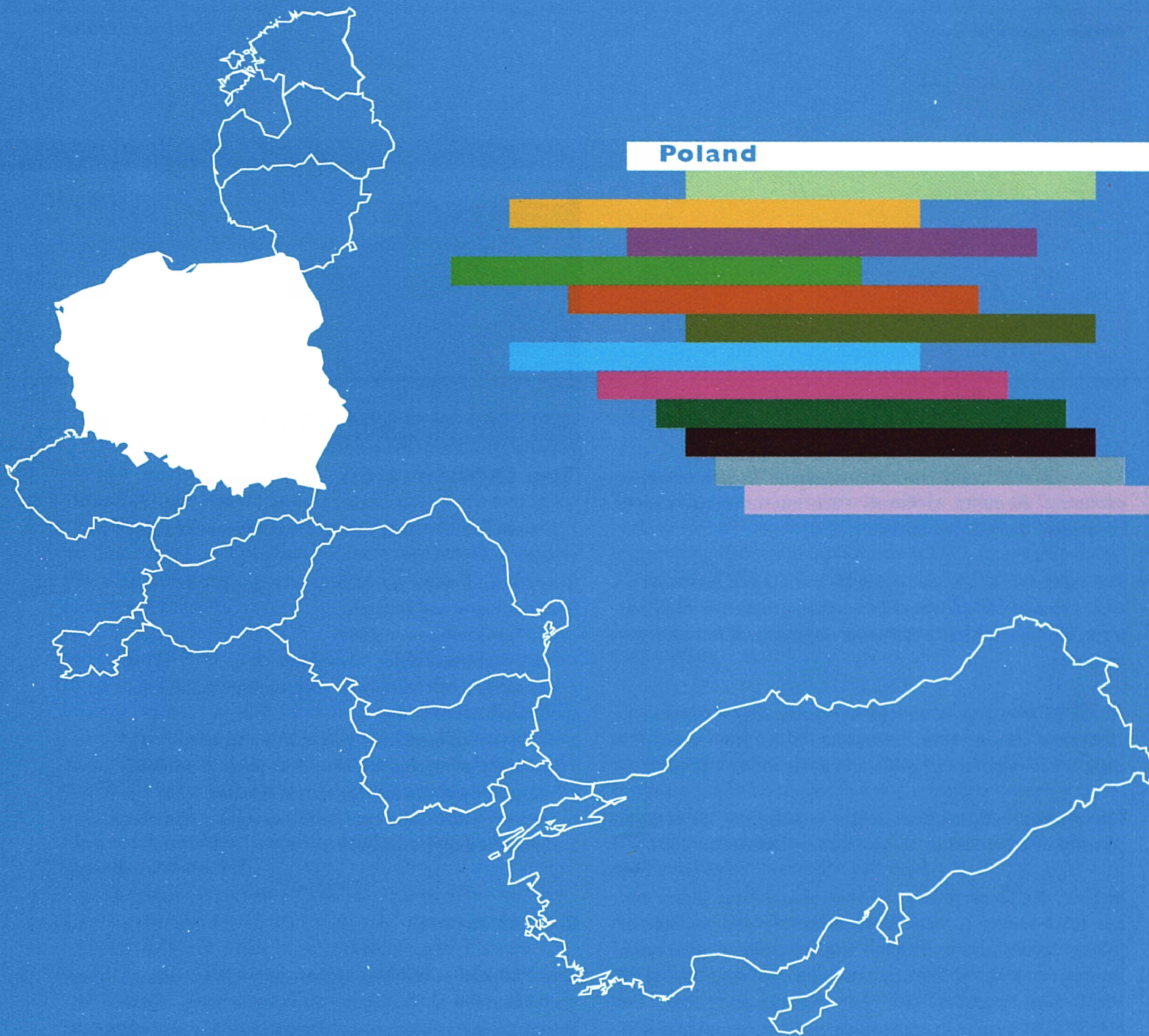
- Dissemination mainly through reports, news releases and website [www.nso.gov.mt](http://www.nso.gov.mt)
- In 2001, 13 major publications plus 4 publications on methodologies and sources
- 100 news releases in 2001
- Many statistical tables on website
- Currently small amount of revenue from publications or specialised information
- Government bookshop sells MSA publications
- Library and Information Unit/Data Shop in the NSO
- Press conferences for major data releases
- Data protection and confidentiality rules in the Malta Statistics Authority Act, 2000

### Conclusion

**The Maltese statistical system is well advanced in its transition to a modern, comprehensive system in line with EU requirements. Not only has the renewal of data collection been underway but the whole process has also been under reconstruction.**

**A significant legal change has taken place. This is an important step in the further modernisation of the system as a whole. It gives the Maltese Statistics Authority and its executive body - the National Statistics Office - better possibilities for streamlining and centralising the whole system of official statistics. The organisation has the necessary capacity to succeed in the implementation of all the changes, although this will demand a lot of effort from both management and staff.**





45



**Central Statistical Office**  
 Al. Niepodległości 208  
 PL-00925 Warszawa

**Tel:** +48 22 608 30 00,  
 +48 22 608 30 01  
**Fax:** +48 22 608 38 63  
**E-mail:** [dissem@stat.gov.pl](mailto:dissem@stat.gov.pl)  
**Web site:** <http://www.stat.gov.pl>





## Poland Polska

### Country Profile

<b>Geographic co-ordinates</b>	52 00 N, 20 00 E
<b>Area</b>	312 685 km <sup>2</sup>
<b>Climate</b>	Temperate with moderately severe winters and wet summers
<b>Administrative Divisions</b>	16 provinces ( <i>voivodships</i> )
<b>Capital City</b>	Warsaw 1.6 million inhabitants (2000)
<b>Population and Growth Rate</b>	38.6 million, + 0.02 % (2000)
<b>Nationality</b>	Polish
<b>Ethnic Profile</b>	Polish 98 %, others
<b>Religion</b>	Roman Catholic 95 %, Eastern Orthodox, Protestant
<b>Official language</b>	Polish
<b>National Currency</b>	1 zloty = 100 groszy
<b>Exchange Rate against Euro</b>	1€ = 3.6 zloty (Quarter 1, 2002, New Cronos)
<b>System of Government</b>	Parliamentary Republic
<b>Executive Power</b>	President & Council of Ministers
<b>Head of State</b>	President elected for five-year term of office in direct elections
<b>Head of Government</b>	Prime Minister, appointed by President and approved by the Sejm
<b>Legislative Power</b>	Bicameral Parliament; the Lower House ( <i>Sejm</i> ): 460 seats, elected under proportional representation and serve a four-year term; the Higher House ( <i>Senat</i> ): 100 seats, elected by majority vote on provincial basis and serve four-year term
<b>Judicial Power</b>	Courts and tribunals
<b>National Holiday</b>	Constitution Day: 3 May, Independence Day: 11 November

### Pre-Accession Milestones

**1988**

Establishment of diplomatic relations between Poland and EU

**1989**

Poland joins Phare Programme

**1991**

Poland signs Europe Agreement (16 December)

**1994**

Europe Agreement of Association enters into force

**1994**

Poland submits an official membership application for EU membership on 8 April

**1998**

Official negotiations for EU membership launched and screening for EU accession began in March

**2002**

25 out of 31 chapters of the *acquis* provisionally closed by June

**2004**

Target year for EU accession

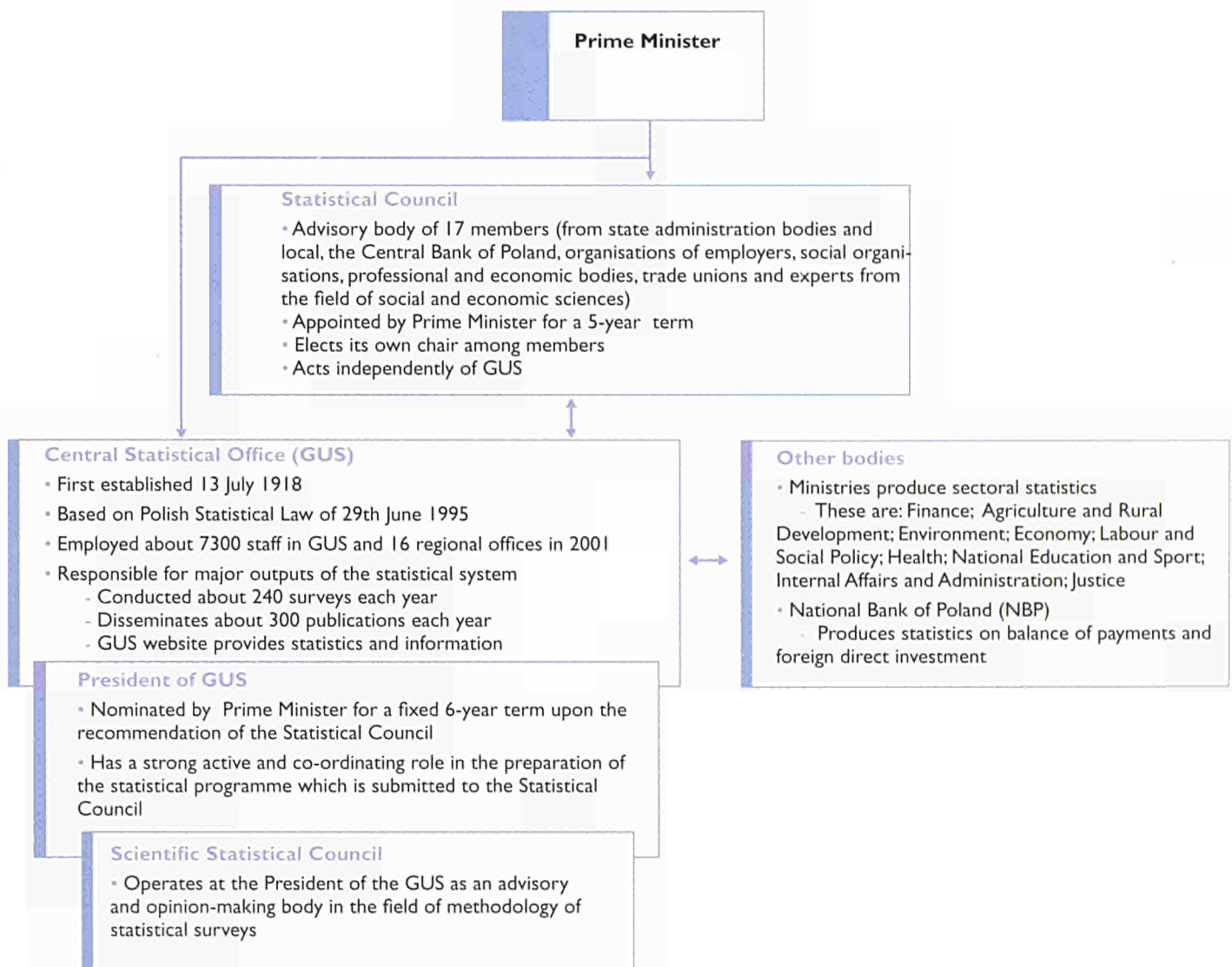
# Official Statistics in Poland

Poland has the statistical environment, the operational capacity and the staff skills to respond to current and changing statistical needs.

## Overview

- Central Statistical Office (GUS)
- Modern and sound legal framework
- Independent governing body with credibility and independence
- Employs over 7 300 people in 16 regional offices (825 at headquarters)
- Strict government control on costs but increased productivity
- Massive output – over 240 surveys and 300 publications each year (GUS and regional offices)
- Census of population and agriculture in 2002

## The Statistical System of Poland





## The organisation

The Central Statistical Office (GUS) has the responsibility for compiling and publishing most of the statistics. Some government ministries produce data on specific sectors such as public finances, government expenditure, justice, health, education and partially on agriculture. The National Bank of Poland provides monetary statistics, balance of payments details and data on foreign direct investment.

### The legal basis

The legal basis for statistics in Poland is well established and covers the GUS and the other producers. The Statistical Law is modern. It was enacted in 1995 and amended in 1996, 1997, 1998 and 2001. Recognising the needs of a wide variety of users, the law provides a sound basis for producing statistics of good quality that will support public policy needs and command public confidence. The law requires compulsory responses for business surveys and censuses. Household and personal surveys are voluntary.

Objectives covered under the law include the following:

- Collection of data from entities and individuals
- Confidentiality of information
- Access to administrative records for statistical purposes
- Access to statistical information for all users
- A supervisory and advisory Statistical Council
- An annual programme
- The appointment of the President of the GUS
- The maintenance of a business register

Other legislation concerning statistics covers the censuses and are available in Polish.

### The management of the GUS

The President of the GUS is appointed by the Prime Minister for a fixed six-year term upon recommendation of the

Statistical Council. His role is defined in the Statistics Law and he has a strong co-ordinating role in the preparation of the annual statistical programme. Other areas under the responsibility of the President include:

- Organising and conducting surveys and determining their methodology
- Collecting, organising and analysing data
- Conducting censuses
- Developing classification standards and interpreting them
- Disseminating statistical information
- Demographic and economic forecasting
- Maintaining registers
- Making and announcing international comparisons
- Conducting statistical research
- Promoting knowledge about statistics

The Statistical Council is appointed by the Prime Minister for a period of five years. It consists of 17 high-level representatives of the major ministries, the business community and other users or producers of statistics. It is an advisory body to the Prime Minister and has the status and independence to provide credibility and weight to the advice it offers. The Chair is elected by the members and the President of the GUS attends meetings of this Council. The Council's functions include the following:

- Determining annually a draft programme of surveys for the coming year, on the basis of the proposals prepared by the President of the GUS
- Submission of this draft programme of surveys based on official data to the Prime Minister as President of the Council of Ministers
- Recommendations on conducting new and periodic surveys and relating these to methods and preparations, planned for a period of ten years
- Evaluating the implementation of the programme of surveys and giving opinions on significant issues concerning the development of official statistics

- Providing opinions on the appointment and recalling of the President of the GUS
- Providing an opinion of the budgetary provision for statistical surveys

The annual programme covers the statistical work of the GUS, the ministries and the National Bank of Poland. The President of the GUS consults with a wide range of contributors and users, including members of the Statistical Council, in order to prepare the draft of this programme. All mandatory surveys must be included as, once approved, the programme will be carried out under the Statistical Law.

### Structure and staffing of the GUS

The President of the GUS is supported by four vice-presidents — for economic statistics, social statistics, administration and technical services — plus a civil service director. The central office is in Warsaw, but approximately 90 % of the 7 361 employees are in the 16 offices that correspond to the regional administrative division of Poland. The offices carry out local tasks, such as data collection, maintaining the business register and issuing publications. Most of them are also allocated central projects that may include developing new methods or launching new surveys that will subsequently be implemented nationally. The head of each regional office is accountable to the GUS President.

The GUS has an extensive operational capacity and appropriate staff expertise to carry out its large range of activities. Of the total staff, 85 % are female, 42 % are over 45 years and nearly 60 % have secondary education. Increasingly, IT is being used to achieve greater efficiency in data collection and processing. This will enable staff to have higher value roles in analysis and conceptual development.

About 3 500 staff are provided with some sort of training each year. Most of the staff training is in-house, although there is a training centre at Jachranka and an IT training centre at Radom. There is also an input from the Warsaw School of Economics.

### Funding

Excluding censuses and the occasional funding from other sources, the basic annual budget for 2001 was approximately € 64 million. The budget is allocated under a number of separate headings and also separately allocated to central and regional expenditure. Public expenditure policy is tightly controlled in Poland, so increases in output are largely made possible through higher productivity.

### Co-operation

The Statistical Law recognises the needs of a wide variety of users. The planning processes are thorough and involve both government and other users of the wider community, especially in the preparation of the statistical programme.

The main scientific support comes from the Economic and Statistical Research Centre. This comprises of about 40 staff and is jointly funded by the GUS and the Polish Academy of Science. The centre carries out methodological research and development covering both economic and social areas.

Within the GUS there is a scientific committee of university professors. It offers advice to the President on methodological issues.

### Information technology and methodology

Compared to practice in many EU Member States, the GUS carries out a significant number of very large surveys employing exhaustive coverage of businesses. The result is that the statistics produced should be of very high quality and capable of providing the basis for finer



levels of analysis compared to systems that are more dependent on sampling.

The GUS has benefited from a number of technical support programmes (especially Phare) that have permitted investment in information technology and communications. There is a wide area network connecting the regional offices, local area networks and over 200 file-servers.

In general, data input and editing is carried out in the regional offices using software written by the GUS staff. Scanners are also used for data capture and this will increase considerably following the 2002 census.

## The output

### Classifications

Great progress has been made and most Polish classifications (CPA, NACE, COICOP, NUTS, PRODCOM) are already in line with the European and United Nations standards. As EU and UN classification standards evolve in the future, this development will continue, at the same time ensuring that Polish user requirements are met. In a number of cases where no EU classification standards yet exist, the GUS has developed standards for national purposes while taking account of UN recommended practices.

One issue to be addressed is the statistical burden on businesses and the need for harmonisation, particularly related to providing data for both production statistics and VAT purposes. Access to and harmonisation of government administrative records is currently under discussion.

### Business register

The GUS has responsibility for the official national register of economic units (REGON) that covers all legal economic

activities and non-profit organisations and their local units. While REGON is relatively complete there are some problems:

- Units that cease to operate are consistently not identified
- The use of tax records is not yet established
- Lack of consistency within the various departments in the national administration

Because REGON cannot be used as an extensive database for statistical design and estimation, the GUS is creating a new statistical business register (BSU – Base of Statistical Units) for implementation in 2002. This draws on the REGON information but will also contain additional data that are confidential under the Statistical Law. It will be useful for conducting statistical surveys and will be updated from administrative and statistical sources.

### Demographic and social statistics

In 2002, the GUS will carry out a combined census of population and agriculture, using advanced IT. (The last population census was in 1988, the last agricultural census was in 1996.)

Labour market surveys are conducted monthly, quarterly and annually. The monthly ones cover construction, energy, hotels and restaurants, manufacturing, mining, real estate, trade, transport and communications, plus other community, social and personal services. The labour force survey produces quarterly estimates consistent with the ILO definitions and meeting almost all European requirements.

### Macro-economic statistics

Polish national accounts are essentially compliant with European Union requirements and appear to be a

particular strength of the GUS. There are plans for consistent development and improvements in methodology. Quarterly accounts are published 80 days after the end of the quarter compared to a European requirement for 70 days. To produce the figures earlier will require that the survey of non-financial corporations is accelerated. Public finances need further regulatory changes to ensure compliance with ESA95.

The GUS produces a wide range of price indexes including Consumer Price Indices (CPIs), input and export price indexes, an agricultural price index and a producer price index. The Polish HICP is largely implemented. New products are reviewed twice each year with a view to introducing these into the index. There are plans to develop a regional CPI.

#### **Business statistics**

With regard to structural business statistics, the GUS provides complete coverage of activities, enterprise size and legal form, including data on local units.

All legal units (around 140 000) are surveyed each year for details of foreign ownership. However only 10 % report such ownership and most limit information to the immediate owner. The new business register will allow a much more efficient survey to be designed.

A comprehensive monthly production survey covers construction, manufacturing, trade and services for the value of production sold, employment and salaries. Since 2000 the survey has been enlarged to include PRODCOM questions on value and quantity of selected groups of products. It is supplemented by a specific survey for the retail sector.

The index of production for manufacturing is derived from a monthly survey on turnover.

The GUS also carries out business surveys. They are very important as a short-term indicator for users and the results are transmitted to the European Commission.

The Ministry of Interior and Administration is harmonising vehicle registration between regions. This will improve statistics on transport of goods by road in compliance with EU requirements. As for maritime transport, it is hoped that all harbours will be fully equipped for data recording by 2003.

Tourism data are collected and will be published with the frequency required by the EU directive by January 2003.

#### **Monetary, financial, external trade and balance of payments statistics**

Monetary statistics are the responsibility of National Bank of Poland (NBP) and work is in hand to improve the measuring of flow statistics.

Yearly financial accounts are produced by the GUS, but currently with long delay after the year-end. There is the intention to reduce this delay to nine months.

The lack of a suitable IT system in customs offices makes the collection of external trade data extremely labour intensive. The project to resolve this is due to be operational in 2003. For the last seven years, the GUS has conducted a survey of non-registered external trade. The intention is to continue this as a jointly funded exercise with the NBP.

The NBP is starting to use foreign trade data in its quarterly balance of payments accounts. For geographical classifications, the NBP will treat the EU/rest of world split as the highest priority and will extend beyond this to major trading partners later.





### The information

The GUS and regional offices have a good communication policy.

- About 300 regular publications each year
- Detailed release schedule announced in advance for key regular outputs
- Well attended monthly press conferences carried out by the top management
- Release of information made available to all users at the same time through paper, fax and electronic means
- Anonymous individual data records are made available for academic research and secondary analysis subject to the protection of confidentiality
- Key figures communicated through announcements by the President of the GUS, in the government journal "Monitor Polski" and in the journal of the GUS.
- Wide range of information also available on CD and on the Internet [www.stat.gov.pl](http://www.stat.gov.pl)

### Conclusion

**Poland has made substantial progress towards EU requirements and generally is either fully compliant or almost so. In the areas where compliance has not yet been achieved, staff members are well aware of the nature of the deficiency. There are detailed work schedules to correct this situation.**

**The GUS has a well-developed statistical infrastructure. The legal and administrative framework is sound. The survey programme is supported by a well-developed communication policy.**

**The Statistical Law allows the GUS to have access to administrative systems for statistical purposes. This will be essential to improve quality in certain areas, particularly as the new business register (BSU) is developed.**

Almost fully compliant with OECD/EU requirements, foreign direct investment data are the responsibility of the NBP and is now produced using the NAICS breakdown.

### Agricultural statistics

The combined population and agricultural census in 2002, with annual structural surveys in 2005 and 2007, will obviously provide a major boost to data from this area. The census will also update the farm component of the business register.

The GUS and the Ministry of Agriculture and Rural Development work together. For example, surveys of crop and animal production are carried out by the GUS, statistics on processed dairy products are the responsibility of the Ministry.

Statistics on balance sheets for all products are not yet compliant with EU requirements, although some are very close.

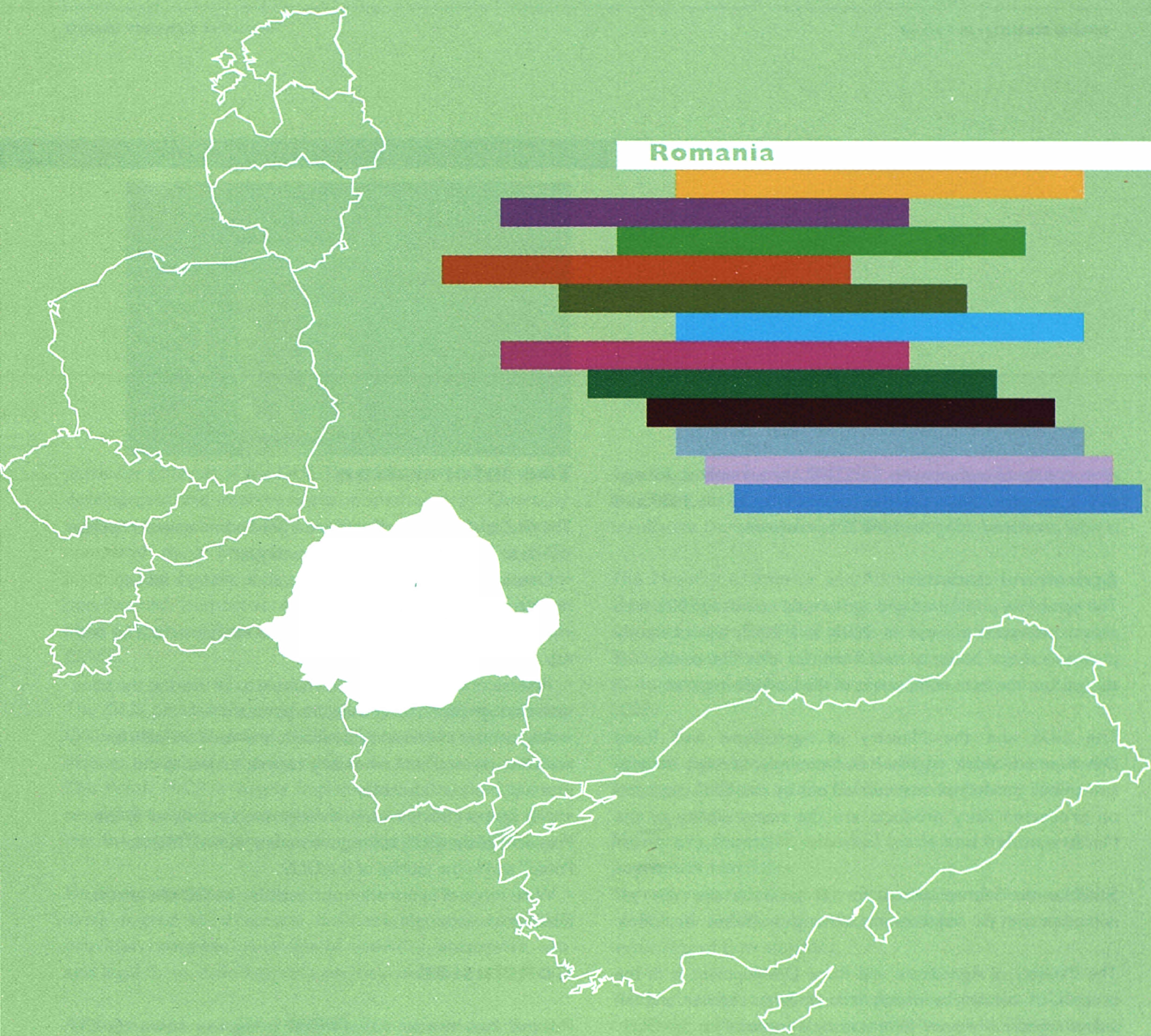
The Ministry of Agriculture and Rural Development is in the process of creating a multifunctional farm register and an animal register, which will have statistical potential for the GUS.

### Other statistics

Poland has a long history of compiling environmental information. For the common 1998 OECD/EU questionnaire, 75 % of the data are available.

A wide variety of regional statistics is compiled by the GUS. The GUS and the 16 regional office structure is an aid to obtaining and co-ordinating regional information. Work is clearly delegated regarding surveys, publications and analysis in regional profiles. The NUTS classification is now agreed. There are 16 NUTS 2 areas (voivodships), 44 NUTS 3 areas and much larger numbers of NUTS 4 and NUTS 5 areas. A time-series of regional statistics going back to 1995 for NUTS 2 ( and in some cases NUTS 3) is available.





40



**National Institute of Statistics**

16, Libertatii Avenue, Sector 5  
RO-70542 Bucharest

**Tel:** +40 | 312 48 75,  
+40 | 311 33 09

**Fax:** +40 | 312.48.73,  
+40 | 335 73 73

**E-mail:** romstat@insse.ro

**Web site:** <http://www.insse.ro>





## Romania România

### Country Profile

Geographic co-ordinates	45 00 N, 25 00 E
Area	238 391 km <sup>2</sup>
Climate	Temperate; cold, cloudy winters and sunny, dry summers
Administrative Divisions	41 counties ( <i>judete</i> ) and Bucharest Municipality
Capital City	Bucharest (2.0 million inhabitants)
Population and Growth Rate	22.4 million, - 0.18 % (1 July 2001)
Nationality	Romanian
Ethnic Profile	Romanian 90 %, Hungarian 7 %, Roma 2 %, others
Religion	Orthodox 87 %, Roman Catholic 5 %, Protestant 4 %, others
Official language	Romanian
Currency	1 leu (Rol) = 100 bani
Exchange Rate (1 <sup>st</sup> Quarter 2002)	1€ = 28 344 rol (Quarter 1, 2002, New Cronos)
System of Government	Republic
Executive Power	Government (appointed by Prime Minister)
Head of State	President elected for four-year term by popular vote
Head of Government	Prime Minister, appointed by President
Legislative Power	Bicameral Parliament ( <i>Parlament</i> ); Senate 140 seats, Chamber of Deputies 327 seats; all members are voted by direct popular vote on proportional representation to serve four-year term
Judicial Power	Supreme Court of Justice
National Holiday	Unification Day (of Romania & Transylvania): 1 December (1918)

### Pre-Accession Milestones

**1974**

Romania signs EC agreement on Generalised System of Preferences

**1980**

Romania signs Agreement on Industrial Products

**1990**

Establishment of diplomatic relations between Romania and EU

**1993**

Romania signs Europe Agreement of Association

**1995**

Europe Agreement comes into force

**1995**

Official application of Romania for EU membership on 22 June

**2000**

Romania begins accession negotiations with EU

**2002**

11 out of 31 chapters of the *acquis* provisionally closed by end of year

**2007**

Romania's target date for EU accession

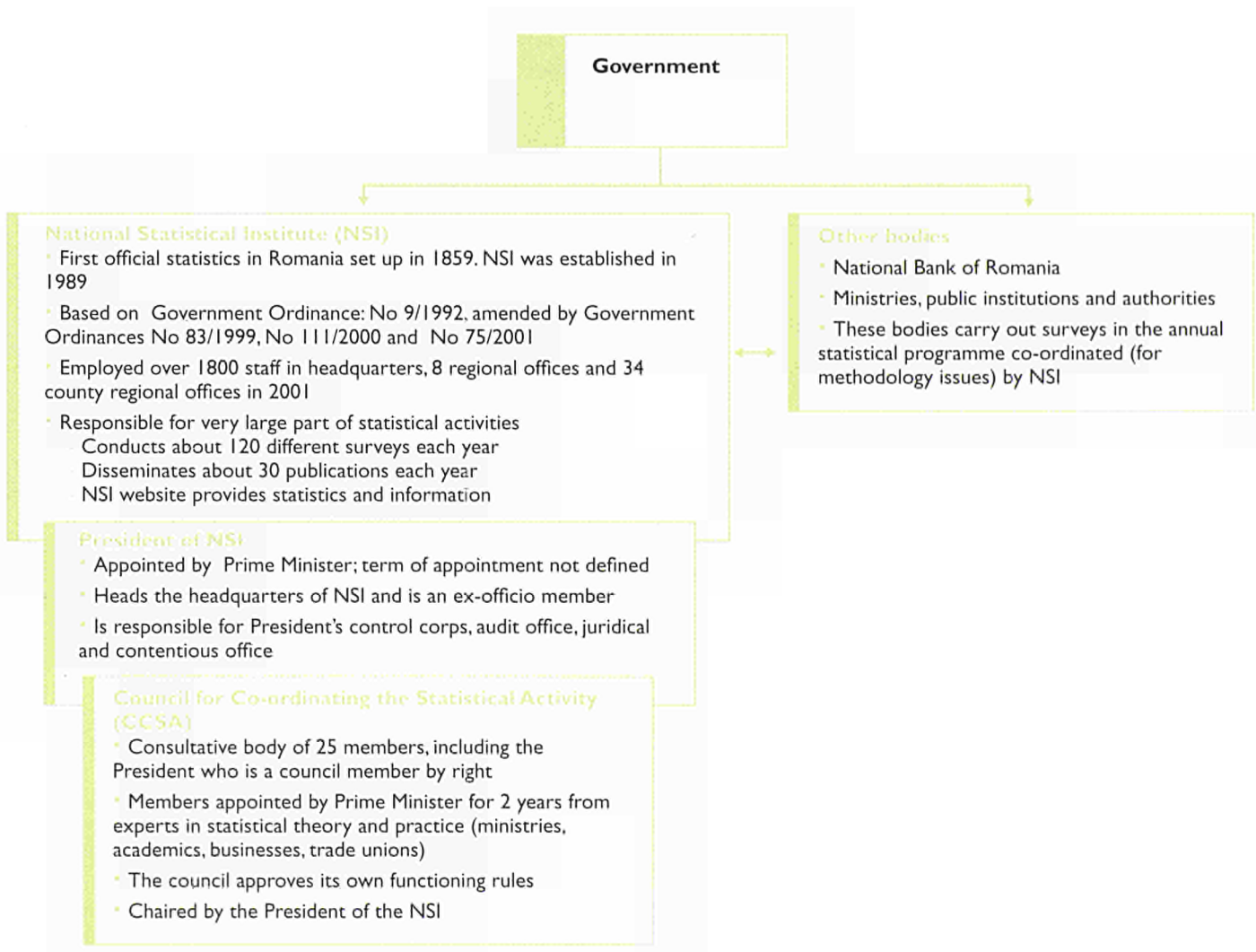
# Official Statistics in Romania

Romania has developed a national system of statistics that has constantly followed the need to meet international regulations

## Overview

- National Statistical Institute of Romania (NSI)
- Legal framework amended in 2001
- Council for Co-ordinating Statistical Activity
- President of the NSI appointed by Prime Minister
- Over 1 800 staff and 8 regional offices and 34 county offices
- About 120 surveys and 30 publications each year
- Census of population and housing in March 2002
- General agricultural census in December 2002 – January 2003

## The National Statistical System of Romania





## The organisation

The National Statistical Institute (NSI) is the key organisation in the official statistical services of Romania. It is responsible for the national direction of statistical activity and activities at the county level. In addition, it co-ordinates the methodologies in the statistical divisions of the National Bank of Romania (NBR) and other public institutions and authorities. The NSI is subordinated to the government and financed by the state budget. In addition, there is a Council for Co-ordinating Statistical Activity that, under the law, has an important role in defining the general strategy of the whole national statistical service.

### The legal basis

The organisation and the functioning of the official statistics system in Romania is regulated by a government ordinance of 1992, amended several times with the latest amendment being the Government Urgency Ordinance no. 75/2001 (published in the Official Journal of Romania no. 283/31.05.2001). The ordinance details the general duties of all bodies constituting the national statistical system including the National Bank of Romania. It also includes the basic principles regarding the official statistics organisation, protecting its professional independence.

Under this ordinance, the organisation of the public statistics is based on the following principles:

- Statistical autonomy; confidentiality; transparency
- Relevance; proportionality; statistical ethics; cost–efficiency

It should be noted that there are no provisions in the ordinance concerning the access to confidential data for scientific purposes.

To conduct some of the most important surveys, such as the population and housing and the agricultural censuses, special legal acts are also required.

### The management of the National Statistical Institute

The President of the NSI and the vice-presidents are appointed by the Prime Minister. There are no special provisions concerning appointment period, conduct or removal. The main responsibilities of the NSI include:

- Providing information on the economic and social status of the country and providing to users the data from the surveys carried out
- Creating systems of statistical indicators, methodologies, technologies and standards
- Organising the collection of information through censuses and surveys
- Co-ordinating statistical classifications and nomenclatures
- Drawing up statistical studies on the economic and social aspects of development
- Performing scientific research in the statistical field
- Collaborating with ministries and the central public administration and services to ensure compatibility of official statistics with other information systems and to provide statistical staff training
- Approval of methodologies developed by ministries, central bodies and other public services in order to ensure their suitability and reliability
- Ensuring the compatibility of the national statistical system with the requirements of the UN, the EU and other international bodies

The Council for Co-ordinating Statistical Activity includes the President of the NSI and representatives of the Romanian Academy, higher education, ministries, the Romanian National Bank, trade unions, employers'

associations, media and professional associations. It is responsible for the approval and endorsing to the government of the general strategy for the development of the national statistical system and the annual programme of statistical surveys. The surveys are carried out by statistical departments within public administration and co-ordinated by the NSI.

### Structure and staffing of the National Statistical Institute

The network comprises of the NSI headquarters and 34 regional offices that are county branches at municipal levels. In 2001, eight new regional divisions, at the level of NUTS 2, were created and located at the administrative centres. The total staff at the end of 2001 was 1 817, with 68 % in the regional and county offices. The structure of staff by age is well balanced between the younger staff (64 % under 45 years) and the statisticians with more experience. About 78% of the NSI staff are female and 60% have higher educational qualifications.

There is a National Centre of Training in Statistics to guarantee the required continual training of the staff, with particular emphasis on IT training. The participation of the NSI staff in the TES courses is also very important especially in terms of development of statistical skills related to EU needs.

As is often found in national statistical systems, salary levels in the Romanian NSI are lower than in the public administration generally. This has a negative effect on talented graduates.

### Funding

Official statistics in Romania are financed by central government. For each survey the annual programmes include the estimated costs and the financing source. The annual budget proposal has to be submitted in some

detail by the NSI and approved by government. In 2001, the basic budget was 8.6 million. The ministries producing official statistical data include in their own budgets the costs of their statistical activities. Extra expenditure was allocated to the budget for census operations.

There is no flexibility in changing the initial allocation of the items of the budget. If, for some reason, there is a need to move funds from one item to another a special approval of the government is necessary. Control of the budget within the public administration is very strict but only in global terms and not in connection with the importance of each project.

### Co-operation

The NBR and various ministries are both producers and users of official statistics. The relations between the NSI and the ministries are subject to protocols regulating the duties of each one concerning the exchange of data. There are 45 protocols concluded with the ministries.

The tasks of the regional offices related to the national statistical work programme are, in practice, essentially the collection of statistical data and the production of some specific regional data and publications.

### Information technology and methodology

Using funds from the Phare Programme, the NSI has proceeded to a first modernisation in its use of IT. The headquarters and the regional offices are connected, and the IT is up-to-date. Programmes for statistical data have been developed in-house to reduce dependency on external suppliers and costs.

The NSI has the capability to design the surveys included in the annual programme and to develop the statistical



methodologies required. However, the NSI President has the possibility to contract out specialised services to achieve surveys, analyses and statistical studies.

## The output

### Classifications

The Romanian statistical system has adopted all of the most important economic and social classifications in compliance with EU and international standards. Among these are NACE, CPA, PRODCOM and COICOP.

Concerning the use of the structural nomenclatures, particularly in the economic field, there are no constraints in achieving compliance with EU standards before 2003.

### Registers

The Romanian business register is called REGIS and has been built up over the 1990s. It includes:

- All non-financial enterprises or pseudo-enterprises
- All financial and insurance enterprises
- The National Bank of Romania
- Public administration entities
- Social security institutions
- Non-profit institutions
- Physical persons and family associations carrying on economic activity

The fiscal register is the main source of REGIS, but it is not exclusive. The trade register is also used as a control of quality source. Concerning the maintenance of REGIS, as there is a legal obligation to report to the fiscal and VAT registers about the new units from which the information is monthly transferred to REGIS, this statistical register is always sufficiently updated.

Vital statistics are based on the register of civil registrations of the municipalities. Data on internal migration is obtained also from administrative records based on the obligation to register changes of residence. Data is transferred to the NSI on a monthly basis. Information on legal international migration is obtained from the Ministry of the Interior. There are no estimates of illegal migration.

There is a population register under the responsibility of the Ministry of the Interior, but it is not used for statistical purposes.

### Demographic and social statistics

Romania has detailed demographic and social statistics compiled partly by the NSI and partly by ministries or agencies. Some minor changes and extensions are needed to meet the *acquis communautaire*.

The population and housing census was carried out in March 2002. The preliminary data will be available by July 2002; the definitive data in 2003.

Since 1996 the NSI has carried out a quarterly continuous labour force survey. The methodology meets the ILO/Eurostat standards. The results are at the level of NUTS 2.

The local agencies for employment and professional training transmit the data to the national agency for employment and professional training, which transfers it monthly to the NSI. Data about the structure of earnings, labour costs and working time use are obtained from a system of enterprise surveys. Data on monthly earnings are published as average gross and net monthly wages broken down by economic activity and by property type but not by region. Data on labour

costs are published as monthly labour costs per employee, broken down by economic activity and by form of property. There is no separate collection of data on full time and part time employees.

Exhaustive surveys on all educational units from the public and private sectors provide information on the number and the endowment of schools and on the number of pupils and teachers.

Statistical surveys on public and private health units, which are conducted yearly, provide data on the structure of health care by areas, personnel, number of hospitalised persons, etc. The Ministry of Labour and Social Solidarity provides the NSI with information on the number of casualties (broken down by persons killed and persons temporarily unable to work) and the number of collective accidents by branches of economic activity. The Ministry of Health supplies the NSI with data on occupational diseases.

A household budget survey (HBS), living conditions survey (LCS), time use survey, health survey and life long training survey were carried out in 2000. From 2001, only HBS and LCS will be annual and other surveys will be carried out at longer intervals in accordance with international recommendations.

Information on social state insurance and benefits for farmers is gathered from the Ministry of Labour and Social Solidarity. For others there is a quarterly statistical report for which the NSI collects and processes data together with that from the Central Office for Pensions. This office centralises all information on pensions (amount paid) and pensioners (number) regarding different kinds of pensions and provides the Ministry of Labour and Social Solidarity and the NSI with quarterly and annual detailed reports.

Annual data on pensions, tickets for treatment in medical centres and state budget for social insurance are centralised at a general directorate of the Ministry of Labour and Social Solidarity and transmitted to the NSI.

Information on social assistance is gathered by the Ministry of Labour and Social Solidarity and transmitted to the NSI.

A yearly exhaustive survey on cultural units in the private and public sectors (libraries, theatres, and museums) delivers detailed specific information.

#### **Macro-economic statistics**

In Romania, 1999 is the most recent year that the final version of national accounts at current and previous year prices has been published. The semi-final version for 2000 and provisional for 2001 (GDP estimations) have also been published. Starting with 1998 the accounts follow ESA 95 both in terms of reference framework and detail of data. The NSI also publishes quarterly accounts.

The Ministry of Public Finances supplies the basic data for government financial statistics. The NSI, NBR and Ministry of Public Finances are working together to ensure the use of the relevant international, and particularly EU, guidelines and standards.

For price statistics, the existing CPI is based on weights derived from the last household budget survey. The NSI plans to revise the methodology to take into account new data available, especially in the household budget survey. The NSI also compiles producer prices and import and export unit value indices.

#### **Business statistics**

The business register is the main data source for the various surveys on business carried out by the NSI.



The structural survey covers large enterprises (more than 20 employees), units of public and private administration, budgetary institutions, and banks and insurance companies. It does not include sole proprietorships or self-employed people. From 2001, the structural business survey has been fully compatible with EU regulations.

There are quarterly surveys on manufacturing, construction and retail trade. Monthly surveys provide data for the index of industrial production.

A monthly report provides data on production of electrical and thermal energy.

Data on transport is gathered through statistical reports completed by autonomous bodies and companies from the public, private, mixed and co-operative sectors. Data refer to the volume of transport activity (goods and passengers) and to the indicators of fixed assets.

Data on vehicles registered is collected from the Ministry of the Interior; for the sea and river vessels from the Ministry of Transport.

Data on audio-visual services are collected from administrative sources and refer to film production, number of cinemas, audiences, number of performances, radio and television broadcasts.

The Ministry of the Interior supplies information on international tourism. Foreign visitor arrivals by country of origin and Romanian visitor departures abroad are provided by transport used. A monthly survey is carried out on tourist arrivals and overnight stays by type of accommodation unit, by categories of comfort, by development regions and by tourism areas. To determine the amount of accommodation that exists, an exhaustive

annual survey is carried out. A quarterly survey is carried out in travel agencies. This supplies information on the number of tourists booking through travel agencies, the tourism areas visited, the journey duration and foreign destinations. In 2002, a pilot survey will be carried out on tourism demand according to EU procedures.

There is an exhaustive yearly survey on tourism accommodation units, providing data on arrivals and nights spent.

#### **Monetary, financial, external trade and balance of payments statistics**

Monetary and balance of payments statistics are the responsibility of the NBR and the most important statistics are in line with IMF standards.

Financial accounts are a part of the annual national accounts compilation. Since 1998, the financial accounts have followed ESA 95 both in terms of reference framework and detail of data.

The external trade statistics are compiled on a monthly basis as well as quarterly and annually. They are currently released 40 - 45 days after the reference months. They conform to international standards. The NBR uses this data in the compilation of the balance of payments.

The NBR compiles quarterly balance of payments statistics following the fifth edition of the IMF Balance of Payments Manual. The data on foreign direct investment is collected from banks and from customs for investments in kind.

The accession to the EU will require the adoption of the INTRASTAT system with the associated demands for quality and detail of data.

### **Agricultural statistics**

Since 1990, data on agriculture has been collected from the local administration, agricultural legal corporations and other economic agents involved in agricultural production.

The existing system of agricultural statistics will be completely revised after the next agricultural census, which is expected to take place during December 2002 and January 2003. All the preparatory work is already concluded. As part of the organising of this census, a pilot survey will be carried out in August 2002.

### **Other statistics**

Since 1993, data on expenditures for environmental protection have been collected by a yearly statistical structural survey of enterprises. Data on pollution are collected in co-operation with the Ministry of Water and Protection of the Environment. Information referring to the quality of environmental factors is gathered through statistical reports by activity and at the national level. The following indicators are computed: protected areas, biosphere reservations, national parks, water resources, quality of environment factors such as surface water, drinking water and air and expenditure for the protection of the environment.

Romania has a regional development policy that will make the collection of regional statistics easier in the future. Additionally, the population census will make it possible to produce an important set of intra-regional social and economic data.



## The information

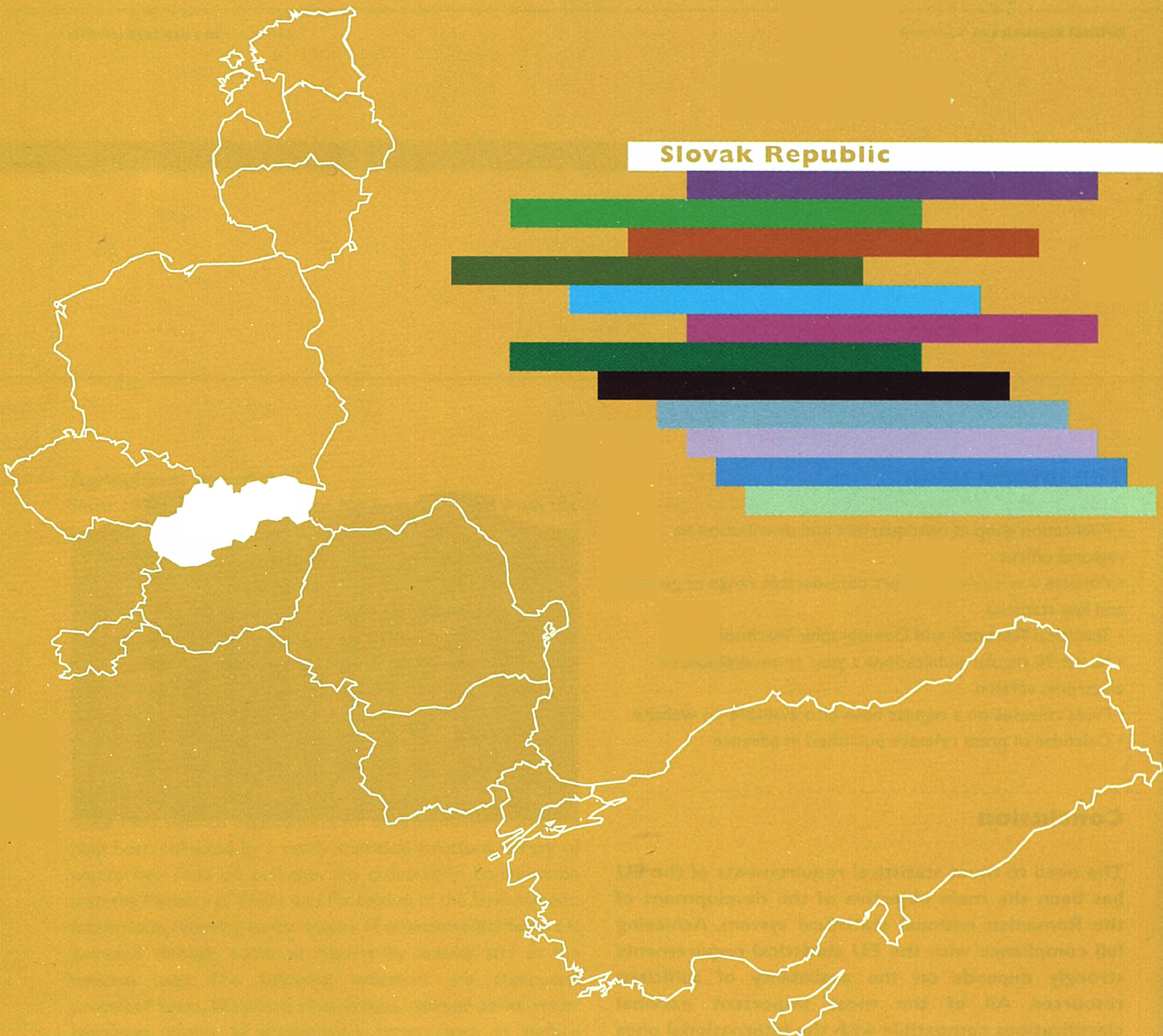
- Publication shop at headquarters and distribution to regional offices
- Website [www.insse.ro](http://www.insse.ro) offers considerable range of general and key statistics
- Statistical Yearbook and Demographic Yearbook
- About 30 regular publications a year, some available in electronic version
- Press releases on a regular basis also available on website
- Calendar of press releases published in advance



## Conclusion

The need to meet statistical requirements of the EU has been the main objective of the development of the Romanian national statistical system. Achieving full compliance with the EU statistical requirements strongly depends on the availability of sufficient resources. All of the most important national classifications compatible with the international ones have been adopted. The business register is a good tool for statistical production and quality control. Important progress has also been made in the macroeconomic field. The NSI of Romania has the potential to develop a modern statistical system.





## Slovak Republic



**Statistical Office of the  
Slovak Republic**

Mileticova 3

SK-824 67 Bratislava

Tel: +421 2 50 236 334

Fax: +421 2 55 424 587

E-mail: [elena.stavova@statistics.sk](mailto:elena.stavova@statistics.sk)

Web site: <http://www.statistics.sk>





## Slovak Republic Slovenská republika

### Country Profile

Geographic co-ordinates	48 40 N, 19 30 E
Area	49 035 km <sup>2</sup>
Climate	Temperate; cool summers; cold, cloudy, humid winters
Administrative Divisions	8 regions ( <i>kraje</i> )
Capital City	Bratislava (0.4 million inhabitants)
Population and Growth Rate	5.4 million, + 0.03 % (2000)
Nationality	Slovak
Ethnic Profile	Slovak 86 %, Hungarian 10 %, other
Religion	Roman Catholic 69 %, Atheist 10 %, Protestant 6 %, others
Official language	Slovak
National Currency	1 Slovak koruna = 100 haliers
Exchange Rate against Euro	1€ = 42.2 Slovak koruna (Quarter 1, 2002, New Cronos)
System of Government	Parliamentary Democracy
Executive Power	President & Government
Head of State	President elected for five-year term by popular vote
Head of Government	Prime Minister, appointed by President
Legislative Power	Unicameral National Council (150 seats); members are elected on the basis of proportional representation for a four-year term
Judicial Power	Supreme & Constitutional Court, Regional and District Courts
National Holiday	Constitution Day: 1 September (1993)

### Pre-Accession Milestones

**1989**

Establishment of diplomatic relations between Czechoslovakia and EU

**1993**

The Slovak Republic signs Europe Agreement

**1995**

Europe Agreement of Association enters into force

**1995**

The Slovak Republic submits an official membership application for EU membership on 27 June

**1999**

The Slovak Republic accepted by EU Member States as candidate in December

**1999**

The Slovak Republic submits a revised version of the National Program for Adoption of the *Acquis* in May

**2000**

Official opening of accession negotiations in 2000

**2002**

26 out of 31 chapters of the *acquis* provisionally closed by June

**2004**

Target year for EU accession

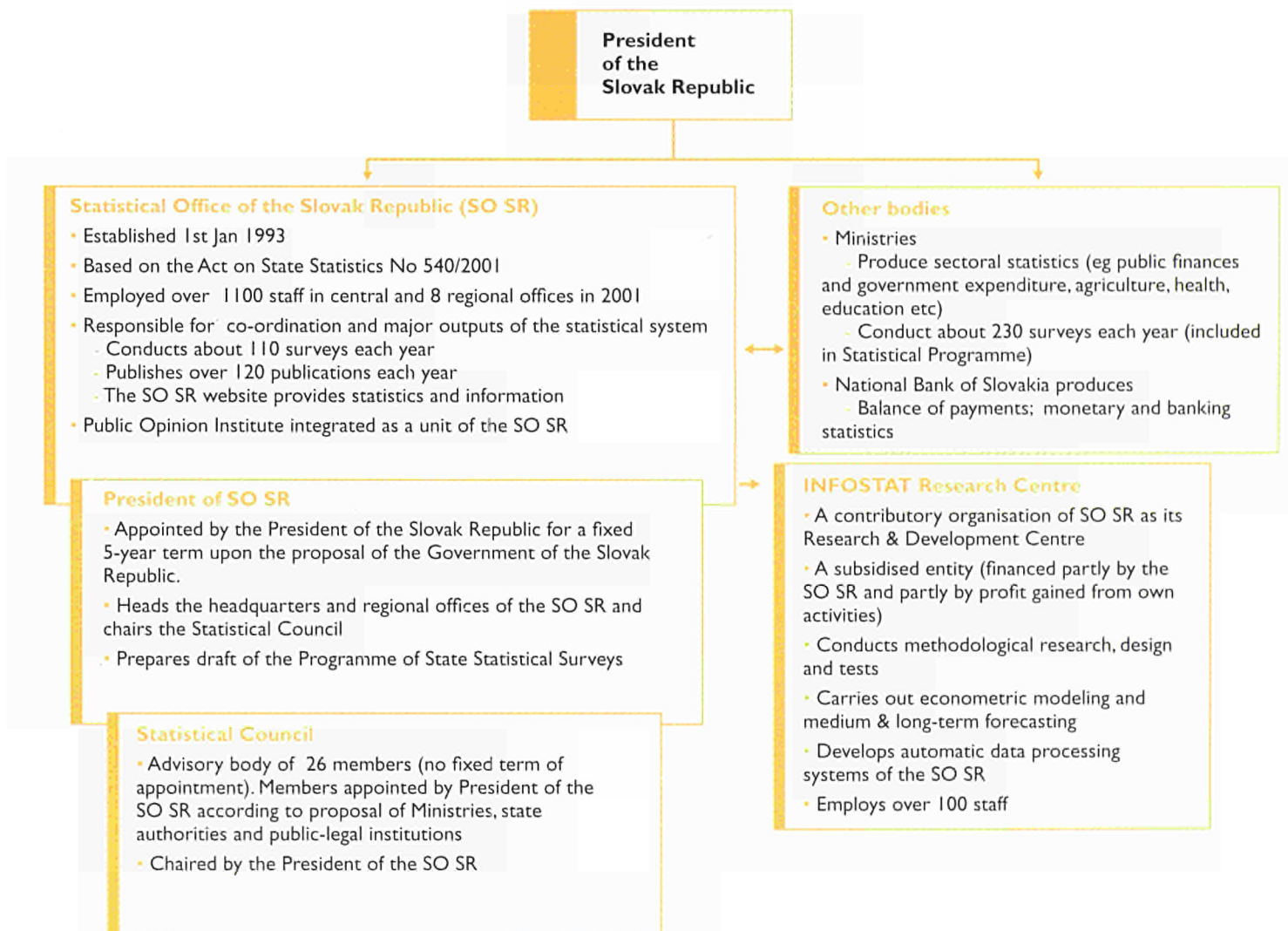
# Official Statistics in Slovak Republic

Slovak Republic has both clear plans and the capacity for reaching the target of EU compliance upon accession.

## Overview

- Statistical Office of the Slovak Republic (SO SR)
- Legal framework harmonised with EU requirements under new law in 2002
- Statistical Council of 23 chaired by President of the SO SR
- President of the SO SR has been appointed by President of the Republic
- Over 1 100 staff in central and 8 regional offices in 2001
- 110 surveys and over 120 publications each year
- INFOSTAT centre for R&D
- Public Opinion Institute for rapid polls

## The Statistical System of the Slovak Republic





## The organisation

The Statistical Office of the Slovak Republic (SO SR) is the principal element in the national statistical system. It has functioned as an autonomous organisation under laws of 1992 and 1993, which have been brought up-to-date by a new law introduced in January 2002. The SO SR does not carry out all surveys, but does determine which public body is to conduct a survey and monitors the design and methodology.

Other organisations in the system include the ministries, four central bodies of state administration, the National Bank of Slovakia, the Institute for Informatics and Statistics (INFOSTAT - a research centre of the SO SR conducting R&D on methods and applications) and the Public Opinion Institute (public opinion polls).

### The legal basis

A new Statistics Law of 2002 brings the following revisions:

- Harmonisation with EU regulations
- Integration of previous amendments into one act
- Standardisation of reporting obligations among data suppliers
- Harmonisation of terminology and definition of statistical terms
- Precision regarding confidentiality
- Clarification of the SO SR's rights of access to administrative data
- Duration of survey programme lengthened to three years
- Change in the nomination procedure of the President of the SO SR and increase in independence

Other legislation concerning statistics covers the population and housing census, the state information system, protection of personal data and a customs act.

### The management of the SO SR

Until the year 2001 the President of the SO SR used to be appointed by the government. Under the new law, this appointment is made directly by the President of the Republic for up to two five-year terms. In addition, the President of the SO SR has more autonomy in deciding on the structure of the national network of statistical bodies. This network comprises the SO SR headquarters, eight regional statistical offices, INFOSTAT research centre and the Public Opinion Institute.

Currently the Director of Infostat is appointed by the President of the SO SR and its operations are assessed by the SO SR management. Its major tasks are methodological research, design and tests, econometric modelling and long and medium term forecasting and developing automatic data processing systems. The Public Opinion Institute produces quick information based on 1 200-unit sample surveys, 80 % of which are financed by the SO SR.

To assist the SO SR, a Statistical Council has an independent advisory role. It is chaired by the President of the SO SR and has 23 members representing various ministries, the Slovak Academy of Sciences, trade unions and employers' associations and the National Bank of Slovakia. The Council holds a plenary session twice a year. It discusses the strategy of state statistics, principals of statistical activity of ministries and other institutions and the proposal for the statistical survey programme. It also comments on legislative questions in the statistics field.

The SO SR is in charge of the programme of state statistical surveys. Requirements are submitted by various authorities and bodies. Based on these, the SO SR designs a programme which is then discussed by the Statistical Council and approved by the legislative body. The programme will include surveys by the SO SR and by

others in central administration and it must cover all the surveys that are mandatory. Questionnaires are published on the SO SR website.

### **Structure and staffing of the SO SR**

The network currently employs 1 100 staff, of which 41 % have university degrees, 48 % are over 45 years, about 80 % are female and only 30 % work at the headquarters. There are eight regional offices that collect local or specific category data and service local customers. They are all similar in size with about 100 staff.

Staff turnover has been quite high and salary levels may not be sufficiently attractive for young, skilled staff. However, changes in legislation establishing the status of civil servant may help in this respect. Training opportunities include new legislation, statistical methodology, IT, foreign language and general management. Part-time courses to upgrade education levels are also supported.

### **Funding**

The SO SR budget has remained almost constant over the last few years, imposing continuous reductions in costs. The basic budget for 2001 was 7.1 million, 66 % being wages and social security. Operations such as the population census 2001, processing the results of parliamentary and communal elections and EU co-operation projects are financed by special budgets. There have also been externally funded projects. By approval of the state budget the Parliament determines individual financial limits for salaries, running expenses and capital expenses. The President of the SO SR decides on use of budgetary resources within these limits. The Programme of State Statistical Surveys has to respect the constraints of budget, which are already known before approval of the Programme.

### **Co-operation**

The SO SR co-operates with many universities, scientific and research institutions and the Academy of Science. They are represented on the Statistical Council and the Statistical and Demographic Society. They also participate in a journal "Slovak Statistics and Demography", published by the SO SR.

The SO SR can release anonymous datasets to scientific institutes for research or scientific purposes. The universities are important for recruiting new staff and the SO SR gets about 10 -15 trainees a year.

Regarding co-operation with users, a prime objective has been the need to meet the statistical requirements of the European Commission as the country prepares for EU membership. The Statistical Council ensures that the views of users within the country are taken into account and there is also an information service department.

### **Information technology and methodology**

There are eleven local area networks within the central and regional offices. These in turn are linked to a wide area network called STATNET. Other connections to STATNET include INFOSTAT, the government network GOVNET and an Internet connection for approved users.

ASIS is the automated statistical information system for effective collecting, exchanging, and dissemination of statistical data for both internal and external users (e.g. Eurostat, OECD, IMF).

The Methodology and Informatics Section (MIS) of the SO SR has the following activities:

- Conducting methodological co-ordination and project documentation in preparing the survey programme
- Planning and implementing automated processing of statistical surveys
- Processing survey data



- Conducting technical administration of statistical databases
- Preparing computer aided presentations of survey results

MIS has the opportunity to act as a catalyst for the harmonisation of the national statistical system. This is of crucial importance, given the large number of administrative surveys and data, which in the future ought to be accessed and used intensely by the SO SR.

## The output

### Classifications

All national versions of statistical classifications (NACE, CPA, PRODCOM, CC, COICOP, GEONOM, COFOG) are fully in line with the *acquis communautaire*. The new law on statistics regulates a nation-wide harmonised use of classifications, which is a crucial step towards an effective use of administrative data.

### Registers

Existing registers include the business register for corporations and the trade register for freelance business people. The small and medium enterprises census is providing additional data. A register of local units and KAU, essential for regional statistics, is still being prepared. All legal units are assigned an identification number that is issued by the SO SR. The registers are continuously updated by the regional offices and there is an annual central updating.

The use of administrative sources in statistics is reduced by the lack of harmonisation of links between information kept in administrative registers and information kept in the business register. The new law on statistics expands the mutual co-operation and acquiring of additional information from administrative sources. This will be vital to bring the quality of the registers to the required level.

### Demographic and social statistics

Statistics are available on marriages, births, deaths, divorces, internal migration and abortions. A future task will be the completion and harmonisation of the methodology and output according to EU standards. The first population and housing census in the independent Slovak Republic was conducted in 2001, enabling creation of an extensive database. The SO SR managed the methodology and co-ordinated the census preparation. It ensures data processing and publishing, data dissemination to the public and provides data for international comparison.

A labour force survey has been conducted according to ILO standards for several years. Ad hoc supplementary surveys to the LFS requested by Eurostat have been carried out and the results transmitted accordingly. The structure of wages survey has been carried out for several years and a new questionnaire will be used in 2002 follows EU requirements. The labour cost survey carried out in 2001 was designed to achieve full compliance with EU regulations and covered all economic activities by NACE, all size classes of enterprise and whole country at NUTS 3 level.

Education statistics are compiled by the Institute for Information on Education. Data are available in conformity with ISCED 97 and almost all the data requested can be provided.

The Ministry of Culture and other bodies can supply indicators on most of the categories in the UNESCO classification of cultural activities. From the year 2001 on, statistical information on audio and audio-visual products have been provided to Eurostat.

Health statistics are primarily the responsibility of the Institute of Health Information and Statistics. The tenth ICD classification is used. A range of statistics (including causes

on death and occupational diseases) is available in line with WHO and other guidelines.

Information on accidents at work is available at the SO SR. Some changes to the legislation are needed to provide statistics in full compliance with EU definitions and methods. Home and leisure accident statistics started in 2001 covering data on first aid services and hospitals.

Household budget statistics are produced based on a regular monthly sampling of about 1 800 households. In expenditure, the adjusted COICOP structure is used. Concurrently selected household characteristics are being monitored, with results published quarterly and yearly. Preparations are also being done for a time use survey.

Data on social security has been provided to Eurostat according to the ESSPROS 96 methodology. The SO SR collaborates with the Ministry of Labour, Social Affairs and Family. A continuous adaptation of ESSPROS statistics will be necessary in view of planned changes in the social security system.

### **Macro-economic statistics**

National accounts are compiled by the SO SR according to ESA 95, with large supply/use tables forming an integral part. To calculate GDP, production, expenditure and income approaches are used based on constant prices. Sources of data include surveys, accounting statements, plus data from the Ministry of Finance, the National Bank of Slovakia Republic and others. Since the delay in delivering results does not conform to EU regulations, preliminary and revised results need to be produced. The ongoing progress in the business register will improve the quality of data in this area.

Although quarterly accounts have been extremely well developed, there is a lack of consistency with annual

national accounts. New procedures, research and greater co-operation are underway to resolve this. Financial accounts by sector are compiled by the SO SR as part of the annual national accounts.

The Consumer Price Index (CPI) is compiled by the SO SR as a fixed weights index according to COICOP. The CPI covers an estimated 90 % of households. In addition separate indices are compiled for seven population groups: pensioners, employees, farmers, employees with one child, employees with two children, employees with three children, low-income households. The CPI basket comprises over of 700 items classified by COICOP. CPI data are published within 15 days of the end of each month.

Compliance with the most of the requirements for HICP has been achieved after a comprehensive revision of the CPI and a review of the preliminary HICP. The SO SR produces a range of Producer Price Indices (PPIs) covering agriculture and forestry, primary industry and construction. It does not compile a composite PPI for these activities in total.

### **Business statistics**

Constant improvement in structural business statistics and short-term statistics has resulted in high levels of compliance. However, LKAU are not used in compiling the data. The PRODCOM classification is used for the compilation of industrial production statistics.

Business trends surveys have been conducted for some time and from 2002 are fully compatible with the EU framework and extended to include the services sector.

The energy statistics harmonisation project of the SO SR has questionnaires that take both the requirements of



international organisations and the needs of domestic users into account. The goal of the project is to compile energy balance data according to Eurostat methodology during 2002.

Statistics on distributive trades were introduced in conjunction with unified structural business statistics and short-term statistics. The non-response rate is a problem.

In transport statistics, road freight is surveyed weekly and the results evaluated quarterly at NUTS I level. The SO SR is aiming to realise fulfilment of regulations on road freight transport in the medium term.

Fulfilment of regulations concerning infrastructure, combined transport, bilateral agreements and the law on railways is ensured by the Ministry of Transport, Posts and Telecommunications through the sector statistical surveys.

For the regional statistics needs and for decisions on transport policy, a survey on inland transport of goods on the level of NUTS 3 has been conducted in 2001.

For tourism statistics, the accommodation survey was fully harmonised from 2001. Problems exist with the response rate of private accommodation, with data collection for domestic tourism and with updating the register of accommodation establishments.

Other services statistics include: real estate, rent of machines and equipment without operator, computer and related activities, trade services, personal services, education, other public, social and personal services and recreational, cultural and sporting activities.

The main problem is data monitoring for KAU and LKAU which require the creation of a register of local units and the inclusion of KAU into the whole statistical system.

### **Monetary, financial, external trade and balance of payments statistics**

The National Bank of Slovakia (NBS) surveys the 24 commercial banks and 2 foreign banks to compile money and finance statistics. Non-banking institutions and enterprises are surveyed on the basis of the Foreign Exchange Act that requests NBS to measure changes in foreign exchange assets and liabilities. FDI is measured in geographical and sector breakdown, with surveys of banks being used as checks of business corporations' statements on foreign direct investment activities.

Foreign trade statistics are in line with the international standards (UN), but do not fully conform to ESA 95. Since 2001 the classification GEONOM is used.

The INTRASTAT system is a basic condition of the European Commission before accession of the Slovak Republic. The SO SR is planning the realisation of this project in the period 2002 to 2004. However, significant additional resources are necessary for its implementation.

### **Agriculture and forestry statistics**

The SO SR is currently implementing a farm structure census covering all regional agricultural units, private farms and households (excluding big cities). This is a sample of 804 000 units. Final results of the census are expected to be available before the end of 2002.

In compliance with EU regulations, the SO SR is conducting a harvest estimate three times a year during summer and autumn. Fruit and wine statistics are being harmonised with EU regulations in a joint initiative of the SO SR and the Ministry of Agriculture. In 2002 the compilation of the fruit statistics will be completed and wine statistics are expected.

Forestry plays an important role in the Slovak Republic's economy. About 60 % of the forest is privately owned, often in very small lots and the owners not identified. The first forestry accounts compiled according to the EU manual are expected by the end of 2002.

#### **Other statistics**

The SO SR is conducting two pilot projects on environmental expenditure and municipal waste management for completion in 2002 with data harmonised with EU definitions and methodology.

Procedures of the compilation of regional accounts statistics are gradually being harmonised with the ESA 95. The classification for industries corresponds to NACE. Allocation of reporting units into regions is based on NUTS. The new Law on Statistics clarifies the SO SR's right to access administrative data. This will be an important aid in the compilation of regional accounts. For other indicators, improvement is under way for compliance with the *acquis*.

The R&D survey conforms to international standards and the methodology is based on the OECD Frascati manual. It covers business, government, higher education and private non-profit organisations. Data on R&D personnel and expenditure are available on national and regional level. The first innovation survey in 2000 had a sample size of 500 from the manufacturing sector covering the NACE sections 15 to 37. It had a response rate of 61 %. The next survey will be carried out in 2002, implementing the methodology of CIS-3 and modifying the questionnaire according to the Eurostat requirements. In addition, the SO SR provides information on licence agreements, patents, trademarks and indicators on certified products and certified quality management systems in industrial organisations. A HRST survey according to the OECD Canberra manual is under preparation.





## The information

- Dissemination mainly through reports and website [www.statistics.sk](http://www.statistics.sk)
- The SO SR publishes annual catalogue of publications.
- Over 120 publications each year
- Half of the publications bilingual (Slovak and English).
- No revenue for the SO SR from publication sales
- Calendar of first data releases, with timetable for four months
- Release of information to all users at the same time via Internet
- Press conferences for major data releases
- Information Services Department accessible by phone, fax or email
- Project for public database service via the Internet
- Data protection and confidentiality rules in Law on Statistics

## Conclusion

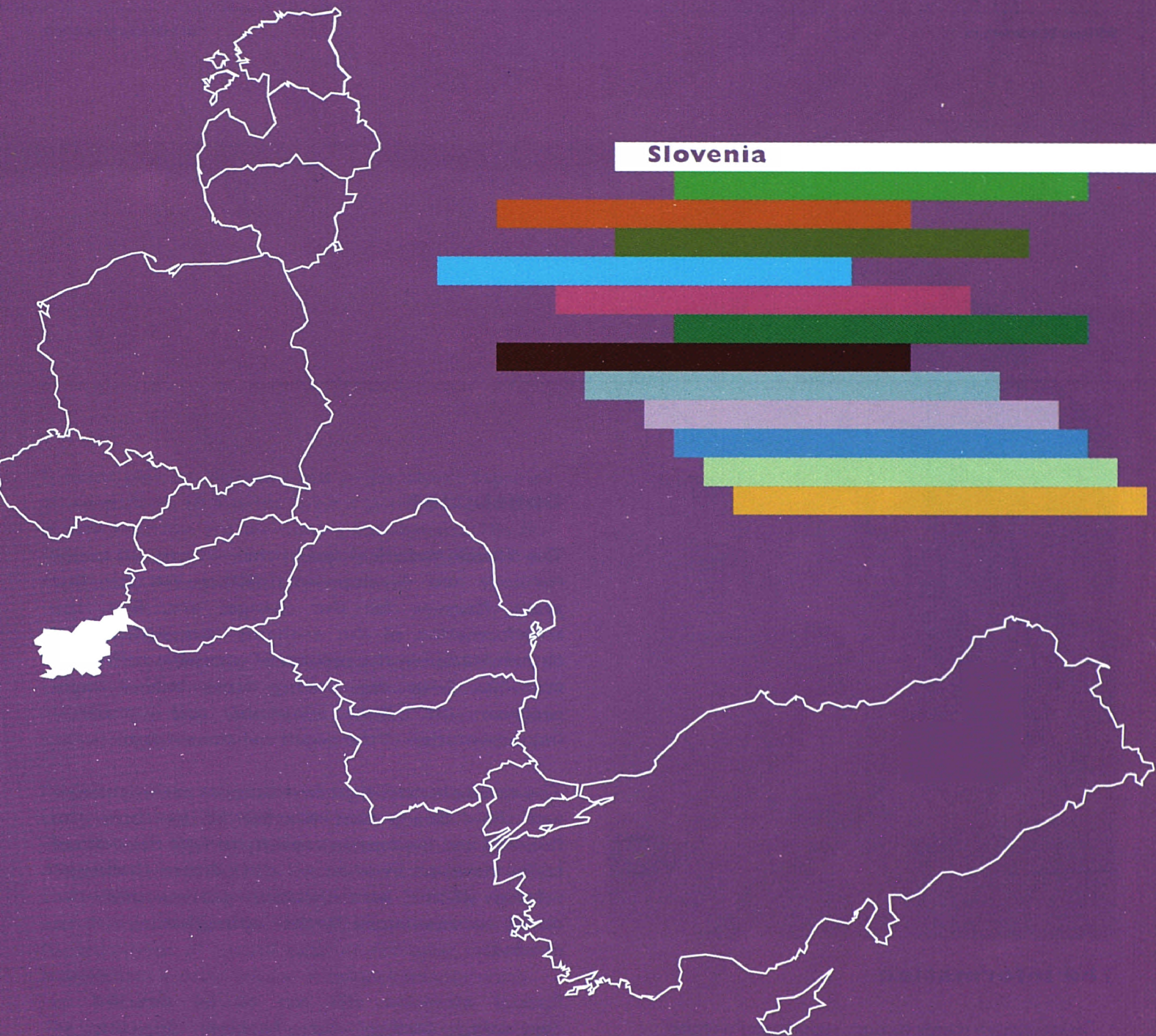
The Slovak statistical system has undergone major revisions and developments during the last few years. Reasons for the changes are, first, the transformation of the economy and, second, the determination in the process of accession to the EU that has been the driving force behind rapid progress in the adoption and practical implementation of the *acquis communautaire*.

The results in statistical development are impressive and show clearly that the SO SR has both the financial and the human capacity to fulfil the current tasks. However, in order to meet future challenges related to the harmonization process with the *acquis communautaire* further strengthening will be needed.

Special attention still has to be directed to developing further the business register, to improving the speed of annual national accounts and to starting the INTRASTAT system.

The target of full compliance with the methodology of the *acquis communautaire* upon accession should not be a major problem. The SO SR has both clear plans and the capacity for reaching the target.





40





## Slovenia Slovenija

### Country Profile

<b>Geographic co-ordinates</b>	46 00 N, 15 00 E
<b>Area</b>	20 253 km <sup>2</sup>
<b>Climate</b>	Mediterranean climate on coast, continental in plateau to the east
<b>Administrative Divisions</b>	136 municipalities ( <i>obcine</i> ), and 11 urban municipalities ( <i>obcine mestne</i> )
<b>Capital City</b>	Ljubljana (0.3 million inhabitants)
<b>Population and Growth Rate</b>	1.9 million, + 0.12 % (2000 estimate)
<b>Nationality</b>	Slovenian
<b>Ethnic Profile</b>	Slovenian 88 %, Serbo-Croatian 7 %, ...
<b>Religion</b>	Roman Catholic 72 %, Atheist, Eastern Orthodox, Muslim, Protestant
<b>Official language</b>	Slovene
<b>National Currency</b>	1 tolar = 100 stotins
<b>Exchange Rate against Euro</b>	1 € = 221.9 tolar (Quarter 1, 2002, New Cronos)
<b>System of Government</b>	Parliamentary Democratic Republic
<b>Executive Power</b>	President & Council of Ministers (elected by National Assembly)
<b>Head of State</b>	President elected for renewable five-year term by popular vote
<b>Head of Government</b>	Prime Minister; elected by Parliament upon proposal by the President
<b>Legislative Power</b>	Unicameral National Assembly or <i>Drzavni zbor</i> ; 90 seats with 40 directly elected and 50 elected by proportional representation to serve four-year term
<b>Judicial Power</b>	Supreme Courts & Constitutional Court
<b>National Holiday</b>	National Statehood Day: 25 June (1991)

### Pre-Accession Milestones

**1991**

Independence of Slovenia

**1992**

Establishment of diplomatic relations between Slovenia and EU

**1993**

Europe Agreement of Association enters into force

**1996**

Slovenia signs Europe Agreement

**1996**

Slovenia submits an official membership application for EU membership on 10 June

**1998**

Official negotiations for EU membership were launched in March

**2001**

Slovenia submits revised version of the National Programme for Adoption of the *Acquis*

**2002**

27 out of 31 chapters of the *acquis* provisionally closed by June

**2004**

Target year for EU accession

# Official Statistics in Slovenia

Slovenia has an impressive national statistics philosophy, but more resources need to be provided to achieve compliance by the due date.

## Overview

- Statistical Office of the Republic of Slovenia (SORS)
- Legal framework updated in 2001
- A register-based statistical system
- Statistical Council with many advisory committees
- Employs over 360 people in a centralised office
- Over 600 surveys and 140 publications each year
- Currently no revenue for SORS from publications or services
- Census of population in 1996, agricultural census in 2000

## The National Statistics in Slovenia

### Prime Minister

#### Statistical Office of the Republic of Slovenia (SORS)

- First established in 1944
- Based on 1995/2001 National Statistics Act (based on the 1990 Personal Data Protection Act)
- Employed over 360 staff in 2001 in a centralised office in Ljubljana; it has no regional office
- Has the co-ordinating role within the National Statistics which represents the Statistical Service of the Republic of Slovenia
  - Conducts about 600 different surveys each year
  - Disseminates about 140 publications each year
  - SORS website provides information in Slovene and English
- Has a permanent representative in the Committee of the Government for the Economy

#### Director General of SORS

- Nominated by the Government for a five-year term (renewable), upon the nomination by Government of Slovenia
- Represents the SORS and may be a member (not the Chairman) of the Statistical Council
- Prepares the annual programme of statistical surveys, with consent of the authorized performers of National Statistics

#### Other 'authorised performers' of the National Statistics

- Bank of Slovenia - statistics on balance of payments, foreign direct investment, finance and monetary statistics
  - Ministry of Finance – government expenditure and public finances
  - Agency of Payments – accounting statements and balance sheets of legal commercial entities
  - Institute of Public Health – different data on public health and health and safety at work
  - Pension & Disability Insurance Institute, Health Insurance Institute and National Employment Office – different data on employment, unemployment, earnings and wages
- Other agencies and administrations** co-operate with SORS to provide data for statistical uses or to carry out statistical work.

#### Statistical Council

- Set up within statistical law (1995)
- Is a professional methodological-advisory body for strategic and developmental questions of national statistics
- Consists of 14 members with a 4-year mandate and elects its own President (who cannot be the Director General of SORS).
- Members are appointed by the institutions they represent (National Council, government, Bank of Slovenia, employers, employees, judiciary, statistical experts, SORS)
- Operates according to Rules of Procedure adopted in its first session
- Plays a major role in the co-operation between National Statistics and other parts of the society

#### Statistical Advisory Committees

- 22 committees established by SORS and responsible for individual spheres of national statistics
- 250 members from private, public and research sectors who discuss and advise on statistical programmes, the legal setting and standards of the statistical system
- Members are appointed by the Heads of the institutions, upon the request of SORS



## The organisation

The Statistical Office of the Republic of Slovenia (SORS) is defined as the principal authorised body in the National Statistics system in the original 1995 National Statistics Act. It works with the Central Bank, the Ministry of Finance, Employment Service of Slovenia, Institute of Public Health, Pension and Disability Insurance Institute who are referred to as the other 'authorised performers' of National Statistics. Great use is made of registers with uniform identifiers.

### The legal basis

The 1995 National Statistics Act was amended in 2001 as part of the preparation to meet EU requirements. Other main laws are the 1995 Business Register of Slovenia Act and the 1998 Central Population Register Act. Protection of personal data is covered by the 1999 Act on Personal Data Protection, amended in 2001. A distinction is made between obligatory and voluntary response to surveys.

The National Statistics act covers:

- The SORS
- The Statistical Council and its advisory committees
- The mid-term programme of surveys to be issued by the SORS and approved by the Government.
- The annual programme of surveys to be proposed by the SORS with consent of other partners of National Statistics (authorised performers)
- The obligation to conform to national and international standards, classifications and statistical methods
- The relations with the respondents called reporting units
- The protection of personal data in conformity with the 1999 Act on Personal Data Protection
- The right for the SORS to link individual data and to maintain registers

The SORS is described in the act as a professionally independent government agency.

Under the 1995 Business Register of Slovenia Act any business entity in Slovenia, including the subsidiaries of foreign organisations, must be in the business register. The use of the Business Identification Number (BIN) is obligatory.

The 1998 Act on the Central Population Register has extended the use of the Personal Identification Number (PIN) to every permanent resident in Slovenia. The PIN is used by most government bodies dealing with personal records (employment, pension and health insurance, health care, tax records).

### The management of the SORS

The SORS is under the supervision of the Prime Minister. The Director General and the Deputy Director General are appointed by the government for a five-year period. It has a permanent representative in the Committee of the Government for the Economy.

The two main elements for planning are the mid-term programme (normally five years but the next programme will commence in 2003 to coincide with Eurostat dates) and the annual programme, introduced in 2001, which will be key in conforming to the *acquis communautaire*. Previously, an annual work plan had this role. The mid-term statistical programme is prepared by the SORS in co-operation with the 'authorised performers' and needs to be approved in the form of a government decision. The SORS have the leading role in the programme implementation.

The mission of the SORS includes

- Development of National Statistics
- Analysing statistics and their interpretation

- Fulfilment of the international statistics obligations
- Establishing public need for data - in co-operation with the Statistical Council and statistical advisory committees
- Setting up survey methods that conform to international standards
- Collecting, processing and maintenance of records of statistical data
- Provision of expertise to reporting units
- Storing and dissemination of the results of statistical surveys
- Co-operating with other authorities and organisations of public administration
- Giving initiatives and proposals for supplementing the contents of existing records
- Preparing statistical projections and trends
- Developing methods and techniques for data protection

The Statistical Council acts as a professional methodological and advisory body for strategic and development questions of national statistics. It has 14 members with a mandate of four years and comprises representatives of the National Assembly, the National Council, government, the Bank of Slovenia, representatives of employers and employees, one member of the judiciary, two recognised statistical experts and two representatives of the SORS. They elect their own president who cannot be the Director General of the SORS. The Council has currently 22 advisory committees responsible for individual fields of statistics. Their findings are taken into account when discussing the programme of statistical surveys.

### Structure and staffing of the SORS

Due to the size of the country, SORS has no regional branches and is centralised in Ljubljana. In 2001, SORS had 10 divisions and more than 45 departments. National accounts, economic statistics, demographic and social statistics, environment and natural resources statistics are

specialised divisions. The SORS currently has 362 employees. Of the total staff 49 % are over 45 years, 67 % are female and 68 % have university degrees. There is a higher turnover among young staff due to wage disparities between the private sector and administration. Training includes statistical, IT and language courses, as well participation in international seminars.

Based on their own systems and experience of other NSIs, administrative sources and registers are fundamental to the way the Slovenian national statistics system operates. The SORS's co-ordination role is crucial in setting up and linking these sources on the basis of common identifications and standard classifications.

The process of data input and control moves data back and forth between expert units and the input division. This needs to be better harmonised to reduce inefficiency for small surveys or the bottlenecks caused during seasonal peaks and yearly surveys. There are plans to add new IT infrastructure to enhance data capture and processing.

### Funding

The basic budget for 2001 was approximately € 9.3 million, of which only € 5.6 million were wages, a small figure for such a centralised system. For publications, data or services provided to users, the SORS is only allowed to charge for printing costs. This seems to be common in Europe and removes not only a source of revenue but also important incentives for a NSI.

### Co-operation

The Statistical Law establishes a sound legal framework for relations with the data providers. The SORS have developed a customer-oriented strategy through the statistical advisory committees and the Information Centre within the dissemination department.



The SORS also co-operates with universities and research institutes:

- Two experts appointed to the Statistical Council by the Statistical Association of Slovenia to advise on needs priorities and methodology
- Statistical expertise provided by university professors
- The Statistical Law allows researchers to request anonymous data or, for opinion polls, some limited personal data

#### Information technology and methodology

The Electronic Data Processing division develops and maintains software, technical infrastructure, databases and various common network functions and services. It offers some help-desk functions and limited internal training. It provides the communication link with Eurostat.

To support the use of new classifications, the SORS has developed a reference database. This is used to extract a copy of the relevant classification to check data in surveys. The classification database is available for external users via Internet. This will support the suppliers when they are making data available to the SORS.

The Statistical Council undertakes the setting up of methodological bases and methodologies for statistical surveys as well as their harmonisation with international standards.

## The output

#### Classifications

The SORS has adopted the majority of standard classifications including CPA, NACE Rev.1 and ISCO-88. The classification of territorial units - breakdown at SKTE 2/NUTS 2 level - is still under negotiation with the European Commission. In education, the SORS is in the process of implementing the new ISCED-standard.

#### Registers

Within the last 25 years, the SORS has built comprehensive administrative registers on territory, population, and business subjects with unique identifiers for their respective units. Based on the practice and example of Nordic countries, the Slovenian register-based system is today a sustainable model. For statistical purposes the SORS is authorised to use and link any administrative data with these comprehensive registers.

The Central Register of Population, now kept by the Ministry of the Interior, contains complete data on Slovenian residents including foreigners, each individual having a personal identification number.

The Register of Territorial Units, now kept by the Surveying and Mapping Authority, includes not only various administrative divisions of the national territory, but also all streets and house numbers for the whole country. The Surveying and Mapping Authority assigns an identification number to every new building. The identifier consists of the address, parcel of land, other administrative units, and the geo code of the building.

The Business Register of Slovenia (BRS) contains records on all business entities in Slovenia (including those without the status of a legal entity), each of which is assigned a unique business identification number. It is necessary to check regularly the information in the register to improve data quality. The BRS is produced by combining data of all the registration authorities. As the BRS is an administrative register, data on units will only be changed if a reporting unit confirms the correction or if there is a change in the primary evidence. According to the Act on Payment Transactions that has been passed in 2002, a new agency will be established before the end of 2002 to maintain the BRS. The SORS will then have to establish a special statistical business register.

### Demography and social statistics

In the area of social statistics Slovenia is mostly in compliance with Eurostat requirements. Most surveys are based on a sample from the population register and they are conducted as face-to-face and telephone interviews.

The population census of April 2002 is in full compliance with UN recommendations and is based on both the register and questionnaires. The current population statistics are derived from the population register where foreigners are included. Data on migration is also produced from the population register.

Slovenia conducts a quarterly labour force survey with a sample of 6 000 households. It is mostly in compliance with the EU requirements. The SORS produces the monthly Statistical Register of Employed Persons, using it for both social and economic statistics. The register is based on administrative information from the Health Insurance Office.

The register of unemployment covering the data on job seekers was set up in 1992. From this monthly unemployment statistics are compiled. Monthly data on wages and employees are collected in enterprises through surveys and through the statistical register on employment, which is maintained by the SORS. A labour cost survey was conducted for 2000 and a structure of earning survey will be conducted in 2002. At the moment, the SORS does not have a labour cost index, but the plan is to base it mostly on administrative data.

In the area of education statistics, Slovenia is mostly in compliance with Eurostat requirements. Schools, universities and the Ministry of Education provide data. The SORS is working jointly with the Ministry for the adoption of the new National Standard Classification on Education based on ISCED.

The continuous household budget survey, with an annual sample of 1200 households, is adapted to EU recommendations. It covers the level and structure of consumption and income, socio-economic, demographic and housing variables. The household survey is used for poverty analysis, but tax records are essential to provide income data. The SORS hopes to have access to these soon. A time-use survey is harmonised with Eurostat recommendations.

The National Institute of Public Health compiles health statistics. Information on births and deaths comes from the Ministry of Internal Affairs. Cause of death information is provided to the SORS. In addition, the institute produces health statistics through 9 regional offices collecting data from hospitals and the primary health system.

Data on social welfare benefits are collected through the Ministry of Labour, Family and Social Affairs and other institutions. Pilot studies based on the ESSPROS manual have been completed and the results were transmitted to Eurostat. Harmonised databases are now the next step.

### Business statistics

The unit for business statistics carries out between 85 and 90 surveys a year.

Industrial production is monitored monthly among LKAU with ten and more employees and annually among LKAU with five and more employees. The sample size is 2 200. The monthly survey is published rapidly, but the annual survey suffers considerable delays.

Since there are few enterprises in the energy sector, it is fully monitored monthly and annually. The results for monthly surveys are published two months later.



Construction activity and material is measured yearly by two surveys with full coverage. The value of work done inland is monitored monthly among enterprises with more than ten employees and the value of work done abroad is monitored among all enterprises concerned. Prices of new dwellings and construction cost indices are collected every six months from local municipalities and the largest construction firms. Monthly figures on the stock of dwellings and floor space are obtained from the local government units issuing building permits.

Trends in manufacturing and retail trade are monitored monthly and investment in industry is measured twice a year. In the latter, turnover and employment are surveyed monthly and wholesale trade quarterly.

Catering and tourism are covered by eight surveys, including an annual census of activity in hotels and restaurants. Domestic and outbound tourism are covered by a quarterly telephone sampling of 3 000 people; foreign tourism by sampling 3 000 foreign tourists every three years and a survey on road border crossings every six years.

For transport statistics, 25 different surveys are carried out, one of which is weekly. Means of transport, number of kilometres covered, number of passengers and tonnes of goods carried are collected monthly by mode of transport. For road transport there is a very high non-response rate of about 40 %. In addition traffic of passengers and goods on border crossings are monitored. Yearly data on transport infrastructure is also collected.

The communication sector is monitored monthly and yearly by six surveys for postal and telecommunication services.

The short-term statistics are getting closer to compliance with EU requirements and the work plans seem realistic.

One significant task to be achieved in this domain is the change of platform for the monthly industrial statistics from mainframe to LAN.

The project for the development of structural business statistics started in spring 2000. It provides a good framework, but it is still in its initial phase. The time schedule looks very optimistic considering current resources. Technical assistance is being received from France and Finland but the SORS staff must be expanded to resolve problems and meet deadlines. Emphasis is placed on speed of data collection and high co-operation between the units involved. The database will provide a very important source for national accounts and the global information system of economic statistics.

#### **Macro-economic statistics**

The SORS has 20 people working on national accounts, using administrative and statistical data. They also produce quarterly accounts within 90 days of the reporting period consisting of estimates in constant prices and current prices by the expenditure approach and in constant prices by the production approach. The quarterly accounts will be expanded in coming years to compile data by income approach.

The annual national accounts are producing GDP estimates by production, expenditure and income. Efforts should focus on both methodology and data – the latter especially in the government sector. Staffing of the SORS in this area needs to be strengthened.

The SORS is fulfilling the EU requirements concerning the HICP and has many international contacts to ensure that further improvements will be accomplished. The CPI was revised in 2000 and harmonised in terms of coverage and classification, and the HICP was launched in 2001. The indices are based on a small number of 11 000 price quotations for 600 commodities.

### Monetary, financial, external trade and balance of payments statistics

The Ministry of Finance compiles government finance statistics following the international and European recommendations in producing government financial statistics. It is working with the SORS in establishing the national accounts for the governmental sector. The Bank of Slovenia calculates balance of payments and the financial accounts following the recommendations for the compilation of banking and monetary statistics. Data are published monthly.

For the balance of payments figures, the Bank of Slovenia is compiling international investment statistics, in line with international guidelines, on an annual basis. The lifting of capital controls agreed in the negotiations with the EU required a change of reporting.

The Bank of Slovenia is currently compiling the financial accounts for all sectors of the economy. The structure of financial instruments is not sufficiently detailed and the frequency has to be changed to quarterly.

The Bank of Slovenia prepares monetary statistics in line with the IMF guidelines. Some minor differences, compared with the ECB will be adjusted.

External trade statistics are the responsibility of the SORS. Each month, the customs administration sends cumulative data for imports and exports per trading partner and per type of product and also on the most detailed level of other classifications used in external trade statistics. Furthermore average price indices for foreign trade (unit value indices) are produced.

Work is continuing towards the introduction of INTRASTAT.

### Agriculture statistics

As a consequence of changes in agriculture policy, the EU accession process and the need to improve data collection and estimation, a new system for agricultural statistics has been developed. Agriculture enterprises, co-operatives and agriculture holdings are covered through 37 surveys and 4 censuses and estimations. The statistics meet the demand from the EU to a very high degree.

The SORS successfully conducted the census of agriculture in June 2000 and a full set of data are available. The Ministry of Agriculture now has a total register of farmers. In 2003, Slovenia will carry out the sample farm structure survey.

The EU requirements concerning livestock and slaughtering statistics are fully complied with. For milk most EU requirements are fulfilled except information on amount of protein, but the dairies will be able to report this information.

Further development of the agriculture and food information system is expected to concentrate on using all available administrative data to reduce the burden of farmer response and create a statistical picture of agriculture in a single database.

The Agriculture Institute prepares balance sheets on crop and animal production and the income account for agriculture is estimated in the national accounts. The input side is based on much estimation, but the output side is very well covered by data.

### Environment

The environment statistics are collected by the SORS and other government bodies. Data published covers a large range of information on air quality, water usage, waste, and investment and expenditures for environmental protection on an annual basis.





## The information

- About 140 publications a year, including rapid reports of the results of surveys
- Information Centre in charge of meeting the demand, particularly with tailored products
- Calendar of release dates and release to all users simultaneously
- Press conferences take place at least once a month
- Special statistical tables and comments are prepared for participants in press conferences
- Special unit dealing with database and network dissemination
- Specialised dissemination tools - automatic answering machine, GIS, Internet data bank (in Slovene and partly in English and German)
- Strong professional relationships are built with important users
- Participation in exhibitions and conferences

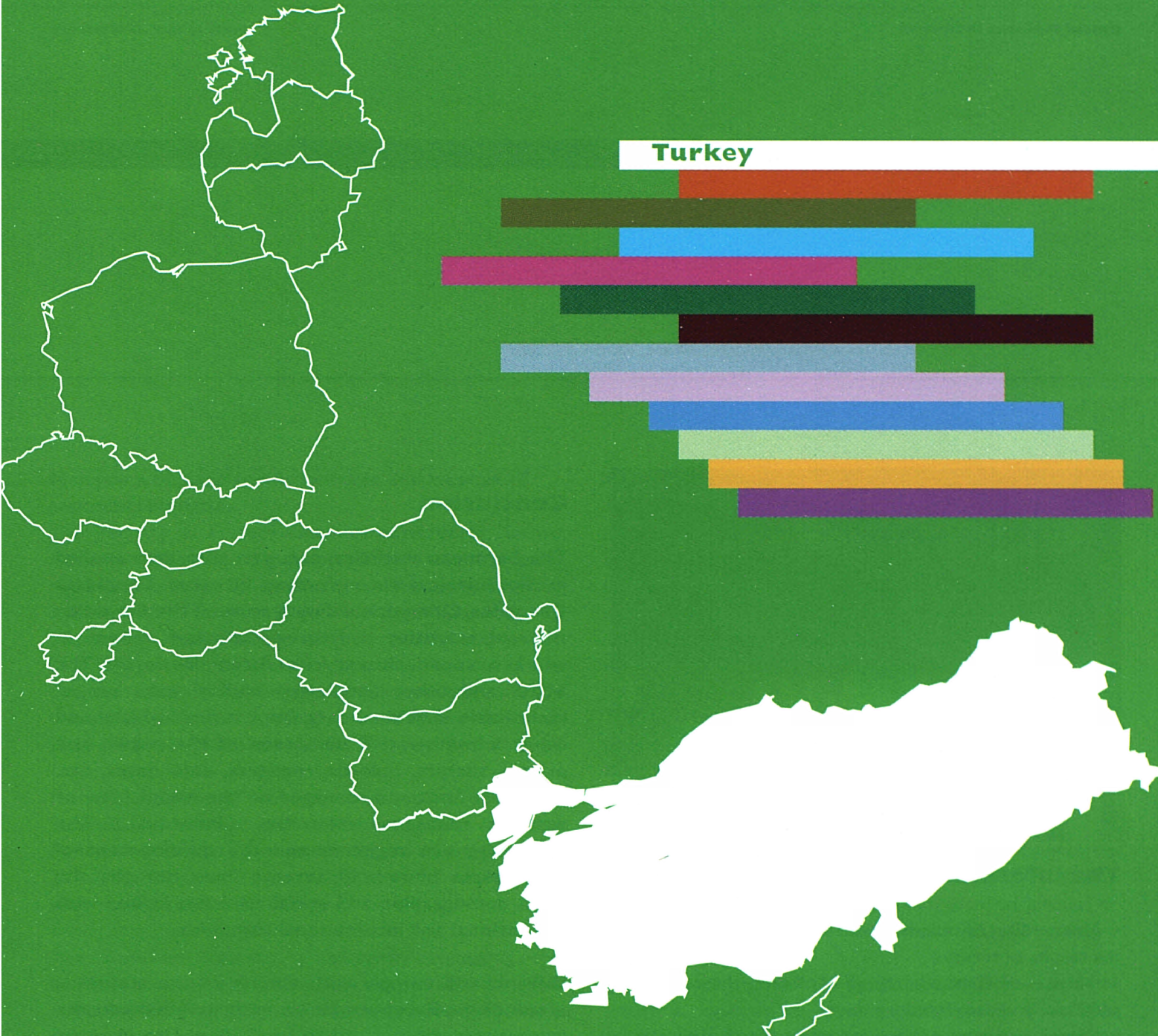
The SORS website [www.sigov.si/zrs](http://www.sigov.si/zrs) contains information in Slovenian and English.

## Conclusion

The European statistical requirements were applied in Slovenia less recently than in other Candidate Countries. One outstanding feature of the Slovenian national statistics is its register-based system in which a sound strategy has been developed. The SORS and other authorised bodies make use of identifiable individual data from various official and other administrative databases of the public and private sectors, records, registers, data bases, etc. These are kept and managed on the basis of law or written consent of the individual. The comprehensive registers and the development of appropriate household surveys have brought the main demographic and social statistics in line with the national and international standards.

Slovenia will comply with almost all the statistical *acquis* of the European Union upon accession. At the same time efforts need to be deployed to improve some points of business statistics and national accounts.





40



**State Institute of Statistics**  
 Necatibey Caddesi, N° 114  
 06100 Bakanliklar, Ankara  
**Tel (President of NSI):**  
 +90 312 418 87 19,  
 +90 312 425 35 14

**Fax (President of NSI):**  
 +90 312 425 33 87  
 +90 312 418 11 82

**E-mail (publicat.):** yayin@die.gov.tr  
**Web site:** <http://www.die.gov.tr>





### Country Profile

<b>Geographic co-ordinates</b>	36 00 N, 26 00 E
<b>Area</b>	779 452 km <sup>2</sup>
<b>Climate</b>	Temperate, hot dry summers, mild wet winters
<b>Administrative Divisions</b>	7 regions, 81 provinces and 850 sub-provinces
<b>Capital City</b>	Ankara (4.0 million inhabitants)
<b>Population and Growth Rate</b>	67.8 million (provisional estimate census 2000), + 1.8 %
<b>Nationality</b>	Turkish
<b>Religion</b>	Muslim 99 %, other 1 %
<b>Official language</b>	Turkish
<b>National Currency</b>	Turkish Lira
<b>Exchange Rate against Euro</b>	1€ = 1 195 410 Turkish Lira (Quarter 1, 2002, New Cronos)
<b>System of Government</b>	Parliamentary Democracy
<b>Executive Power</b>	President & Council of Ministers (appointed by President upon nomination by the Prime Minister). There is also a National Security Council that serves as an advisory body to the president and the cabinet
<b>Head of State</b>	President elected for seven-year term by National Assembly
<b>Head of Government</b>	Prime Minister, appointed by President
<b>Legislative Power</b>	Uni-chambered Parliament Turkish Grand National Assembly (TGNA): 550 seats and members are elected by popular vote for a five-year term
<b>Judicial Power</b>	Constitutional Court
<b>National Holiday</b>	Independence Day: 29 October (1923)

### Pre-Accession Milestones

**1963**

Ankara Agreement was signed between Turkey and European Communities

**1973**

Additional Protocol came into force, which sets up mutual responsibilities for the transition period designed in the Ankara Agreement

**1987**

Turkey submits an official membership application for EU membership on 17 April

**1995**

Turk Association Council Decision of 5 March for the establishment of the Customs Union between Turkey and the EU

**1998**

First "Progress Report" on Turkey.

**1999**

Turkey declared as a formal Candidate Country.

**2001**

The Accession Partnership was declared on 8 March

**2001**

Council of Ministers approved the National Plan for Adoption of the *Acquis* (NPAA) on 19 March

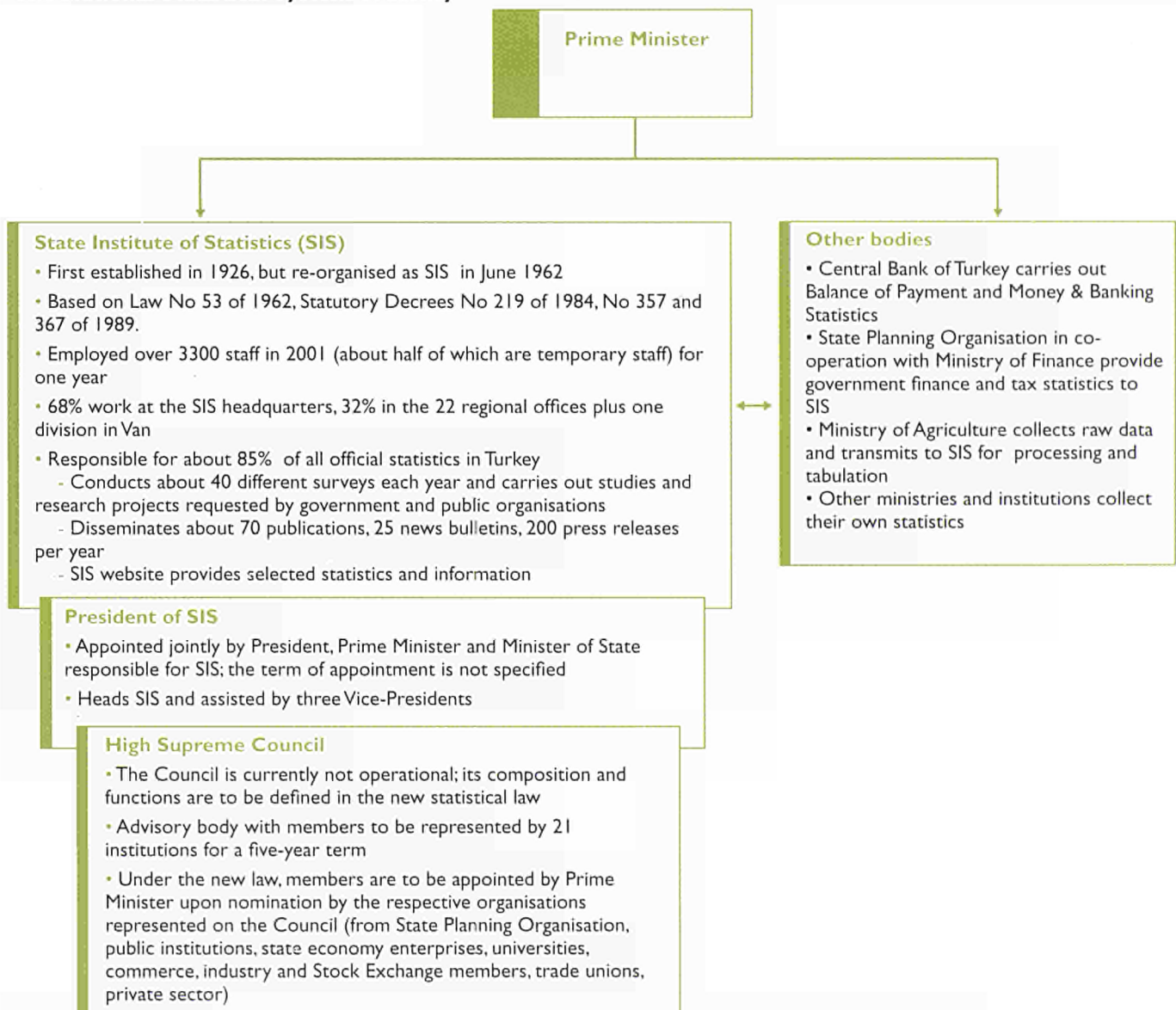
# Official Statistics in Turkey

Turkey will be supported by highly professional statistics staff in the many tasks ahead to achieve harmonisation with the EU standard.

## Overview

- State Institute of Statistics (SIS)
- Legal framework being substantially revised
- Statistical Council to be strengthened under new law
- President of the SIS appointed by Prime Minister
- Over 3 300 staff (52 % temporary staff) and currently 22 regional offices (some to be closed)
- About 40 surveys and 70 regular publications each year
- Census of population in 2000
- Turkey has started well on the path to EU compliance but much is still to be achieved

## The National Statistical System of Turkey<sup>1</sup>



<sup>1</sup>A new Statistical Law is in preparation and will increase the co-ordinating role of the SIS in the system and strengthen the role of the High Supreme Council



## The organisation

The main body in the Turkish statistical system is the State Institute of Statistics (SIS) which is responsible for about 85 % of the output. Balance of payments, monetary and banking statistics are published by the Central Bank of Turkey. Government finance and tax statistics are currently provided by the State Planning Organisation in co-operation with the Ministry of Finance. In addition, there are other institutions, ministries, state economic enterprises and other governmental bodies, which conduct statistics, but only in their own field of activity.

### The legal basis

The current legal basis for the activities of the SIS is a law of 1962, with subsequent amendments in 1984 and 1989. A new law is planned to replace the present one to conform to EU requirements. Principal elements in the new law will be:

- Improving the autonomy and increasing the co-ordinating role of the SIS
- Introducing multi-annual planning
- Reshaping and strengthening the role of the High Supreme Council
- Guaranteeing equal and easy access to all statistical information
- Regulating all aspects of statistical confidentiality

The Higher Supreme Council is an institutional advisory body to the SIS as set up under the present law.

### The management of the SIS

As part of the office of the Prime Minister, the SIS is headed by a President, assisted by three vice presidents. Currently, the President of the SIS is appointed jointly for a five-year term by the Minister in charge of the SIS, Prime Minister, and President. The same rule will apply

under the new law. The new law will also stipulate a specific duration for the President's term of office.

The current annual statistical programme includes censuses defined by law, surveys decided on by the SIS, surveys and other projects requested by the government and those demanded and paid for by other institutions and international organisations. The SIS intends to establish a five-year multi-annual programme under the new statistical law, with annual programmes to monitor the implementation of the multi-annual programme.

Under the new law, the High Supreme Council will function as a Statistical Council with 21 institutions. The number of representatives for each institution, remuneration policies, and working procedures will be determined by a different status to be issued by the Council of Ministers. They will propose members who will be appointed by the Prime Minister for a five-year term and remunerated by the SIS. The Council will remain as the advisory body to the Turkish Statistical System but its influence will be strengthened.

### Structure and staffing of the SIS

There are currently 22 regional SIS offices and one division in Van. The closure of seven regional offices is on the agenda at the moment, as it is a result of a general government decision to close various regional offices of the different public organisations. However, the SIS is looking at ways to set up new city offices. The general tasks of these offices are to conduct fieldwork and some data processing and first quality checks under the direction of the headquarters in Ankara. A unit of regional organisation in the headquarters administrates the system and co-ordinates relations.

The main office employs 1 193 permanent and 1 057 temporary staff recruited for one year renewable. The

regional offices employ 409 permanent and 673 temporary staff. Of the total staff, 70 % have education to graduate level and 30 % are technical staff. 70 % of permanent staff are aged between 31 to 45 years, and only 44 % are female.

Newcomers receive in-house training on topics such as state organisation, law, and organisational structure of the SIS. There are English language courses and modular specialised training on econometrics, sampling techniques, data analysis, national accounts, business statistics, and IT. The Training Centre has a vocational programme provided by highly qualified specialists of the SIS and university professors. Recruitment has been limited over the past four years, for budgetary reasons. The salaries of qualified staff at the SIS are comparable to salaries of those in other governmental agencies.

### Funding

The basic budget of the SIS in 2001 was Turkish lira 23.9 billion, equivalent to € 21.6 million.

The budgetary process includes submission of programmes of activity and corresponding budgets, intra-governmental discussion of the draft budget in September and discussion by parliament. Statistical investments over one or more years have to be approved by the State Planning Organisation (SPO) and once adopted, their funding is guaranteed over the required number of years.

The SIS generates resources through sales of publications and dissemination services, organisation of training etc. A part of these resources can be used for investment but not for salaries.

The EU Commission has granted Turkey € 15.3 million under the 2001 budget to be used for the statistics

programme over a period of three years starting at the end of 2002. The main objective of this programme is to assist Turkey in the implementation of a pre-accession strategy in the field of statistics and, thus, to upgrade the basis of the Turkish statistical system.

### Co-operation

The SIS emphasises close co-operation with the scientific community including many universities, research institutions, and professional associations. A statistical research symposium of more than ten years standing regularly brings together official and academic statisticians. A new Journal of Statistics Research is designed to encourage statistical research, to create a discussion forum for the problems and solution proposals in the field of statistics, and, thus, to improve statistical work. Special committees that include statisticians from universities are created to give advice to the SIS in all aspects of statistical work.

### Information technology and methodology

The Data Processing Department handles processing for statistical purposes, hardware, software, and communication infrastructure and software application development. The Information Systems Unit is in charge of Internet applications, GIS and remote sensing and office automation. Both of these are directly supervised by the President of the SIS.

The IT equipment is of good quality and provides a satisfactory capacity to produce statistics using modern technologies. A number of interesting projects are ready to be launched, resources permitting.

Since 1997, the SIS has developed a data entry system, based on optical character recognition. This hi-tech system was used for the data entry first in 1997 population register and then in the 2000 population census forms.



The SIS is maintaining and developing some major statistical databases on foreign trade, price indices, national accounts, agriculture and livestock, addresses of buildings, population censuses, and general elections. There is a project for online access.

## The output

### Classifications

The SIS has used UN international classifications for a long time. Therefore, the full adoption of European systems that are similar to the UN classifications is a realistic task. In 1997, the SIS established a new national nomenclature of activities and commodities US-97 (National Classification-97, Ulusal Siniflama-97), which is based on ISIC. The first step in adopting NACE is the transition of the existing data to NACE categories. Subsequently, with the census of all establishments in 2003, NACE will become the reference classification for all statistics with an activity classification. Census data should be available in August 2003 for the purpose of building up the business register for use in 2004. This data will also be used to implement CPA as the national product classification.

From 2002, the SIS is producing monthly and quarterly production statistics using PRODCOM. Full compliance has already been achieved in combined nomenclature for external trade statistics. The NUTS classification for Turkey also complies.

An important project in the harmonisation of classifications will be the development and use of a classification server with links and transition keys in order to harmonise classifications within the public agencies in Turkey.

### Registers

The SIS has no common register of reference. Every division in the SIS responsible for surveys maintains its own register of basic units and addresses using the 1992 census as a starting reference. The SIS has launched a project to create a new unique statistical business register based on the 2003 general census of industry and business establishments, with annual updates based on statistical surveys and administrative information coming mainly from the Ministry of Finance. It will improve the reliability of business statistics and will implement a system of statistical units and economic classifications in full compliance with EU standards.

Similarly, there is a farm register based on the 2001 general agricultural census and updated on a regular basis. It will significantly improve the statistical infrastructure in the field of agriculture by providing up-to-date lists of agricultural holdings on which sampling surveys would be based.

### Demographic and social statistics

The SIS has a long tradition of organising population censuses, the most recent having been conducted in October 2000. New technologies have been used for the control and processing of data and publication of complete results is planned for end-2002. In addition, a system is under design for inter-census population surveys that will also be completed by the end of 2002. Given the key role played by the population census as a benchmark, these surveys will be decisive in the future development of demographic and social statistics in Turkey.

In order to produce comparable and continuous data on the national level, a new series of household labour force

survey was conducted between 1988 and 1999, using the international standards of ILO. Recently some amendments have been made to minimise differences between ILO and Eurostat variables. Plans to increase the sample size in 2003 will make it possible to produce data on a NUTS 2 level, but additional financial resources are needed.

Beginning in 2002, the SIS is conducting a continuous household income and consumption expenditure survey that will provide yearly results. The sample size is approximately 800 households per month. Classifications used are COICOP, NACE Rev 1 and ISCO-88. Yearly data will be published for the whole of Turkey and for urban and rural areas. It is planned to breakdown figures for 7 geographical regions and 19 selected city centres by using three years' survey data.

#### **Macro-economic statistics**

The SIS compiles and disseminates national accounts on a quarterly basis according to the production and the expenditure approach. The income approach aggregates are compiled annually over the four quarters of the past calendar year. However, major revisions to methodology are being planned to implement the EU standard ESA 95 and to use new statistical sources such as the 2003 general census of industry and business establishments and the new household income and consumption expenditure survey.

Currently several different institutions are involved in the compiling of government finance statistics. However, there are plans to create a new system under the responsibility of the Ministry of Finance. The SIS and the Ministry of Finance will co-operate very closely on the new system to provide a complete data basis for the implementation of general government accounts according to ESA 95. The

development will also provide an opportunity for the SIS to get access to all data necessary for the establishment of general government accounts in its system of national accounts.

The household income and consumption expenditure survey will enable a new Consumer Price Index to be prepared in compliance with EU requirements. This will be an important step in the SIS wish to comply with EU HICP regulations.

#### **Monetary, financial, external trade and balance of payments**

The Central Bank of Turkey compiles and disseminates balance of payments statistics on a monthly basis covering all transactions between resident and non-resident units and complying with the most recent IMF standards. The main sources are:

- Bank statements for the amounts and nature of all transactions made with non-resident units on behalf of resident units
- The SIS monthly data on imports and exports derived from custom statistics
- Data on foreign investment and related re-invested income provided by the Treasury
- Specific surveys conducted by the Central Bank of Turkey on travel-related transactions in private enterprises and shuttle trade

#### **Business statistics**

Since early 2002, the SIS has been using new questionnaires for its industrial production surveys derived from LKAUs. Information is collected from all private units with 25 and more employees and from all public units so that a broad coverage of the whole industrial sector is guaranteed. Data are provided by NACE categories and also comply with PRODCOM.



The SIS collects annual structural business statistics in economic activities covering the following:

- Manufacturing industries
- Mining and energy
- Construction
- Transport (except storage and communication services)
- Trade and hotel, restaurant including catering services
- Financial and insurance services
- Other services (real estates, renting and business activities, education, health, and social work, other community, social and personal service)

The data have been defined according to UN recommendations. Since 2001, the SIS has started to prepare adjustments to its current questionnaires, in order to reach full compliance with EU standards for the general census on industry and business establishments in 2003.

#### **Agricultural statistics**

The 2001 general agricultural census will provide a wealth of information on the detailed structure of agriculture in Turkey. The related list of agricultural holdings and the project of a periodically updated farm register will make possible a significant improvement in the quality of agricultural statistics. This will allow moving from the current system of annual experts' estimates to actual agricultural holding surveys, as recommended by European standards. Moreover, a number of projects are currently planned by the SIS and the Ministry of Agriculture to improve the compliance with European standards in specific areas.

Forestry statistics are compiled by administrative units within the Ministry of Forestry for administrative purposes. Studies are underway on the standard classification used in the EU. The SIS is not involved.

Fishery statistics are based on an annual survey conducted by the SIS in co-operation with the Ministry of Agriculture on professional fishermen fishing in the territorial waters of Turkey. This survey is conducted by interview. It is exhaustive for large-scale activities and based on a representative sample for small-scale fishing.

#### **Regional statistics**

A large amount of regional information exists but the SIS uses different regional groupings for different statistics, making comparisons and the creation of a regional database impossible. There are 7 geographical regions, 81 provinces, 850 sub-provinces and 37 360 villages. Currently, only the provincial level of administration is in accordance with NUTS 3 level. For the NUTS 1 and 2 levels, there is no compliant administrative structure. However, 19 out of 23 regional offices match with the NUTS 2 level. Recently, Turkey has presented a proposal for the classification of regional units for statistical purposes according to the NUTS criteria which has already been approved by the EU Commission. The SIS plans to publish its main statistical indicators at least on a NUTS 2 level in the future. This is scheduled to start from 2004. It is also planned to develop a database for regional statistics.

## The information

- Publication Catalogue available
- Statistical Yearbook of Turkey and monthly Statistical Bulletin
- The list of the SIS publications can be found in English at [http://www.die.gov.tr/yayin/list\\_publications.htm](http://www.die.gov.tr/yayin/list_publications.htm)
- Plans to enhance website [www.die.gov.tr](http://www.die.gov.tr)
- Development of on-line dissemination databases
- Approximately 70 regular publications each year and 100 publications on specific programmes
- 25 news bulletins and approximately 200 press releases a year
- Calendar of releases published in advance
- Client management system and user satisfaction survey planned for 2003
- Balance of payments statistics on web site of Central Bank of Turkey [www.tcmb.gov.tr](http://www.tcmb.gov.tr)



## Conclusion

Turkey has already started processes that are designed to bring the official statistics in line with European Union requirements. The forthcoming new statistical law is fundamental to development of the overall system. The amount of work required, however, will mean careful planning, clear priorities and regular monitoring of progress.

The State Institute of Statistics has an impressive depth of experience matched with high professionalism. It will need the maximum of human and financial resources to ensure the success of the large number of different projects planned to meet the demands of compliance with EU regulations.



The following tables provide summary information on the statistical systems of all the Candidate Countries. They are based on global assessment reports plus information provided by the NSIs. To be consistent, only facts available for all countries were selected.

As statistical systems are complex and often different in certain respects from country to country, it is impossible to give full coverage of all aspects in just a few tables. In addition, the countries are continuously improving their systems to conform to European standards.

For these reasons, caution is advised in basing conclusions solely on comparisons of the information in the tables. For fuller detail, it is advisable to contact the respective NSIs or Eurostat.



# Annex I Name and Legal Status of National Statistical Institutes in Candidate Countries

CC	Name of National Statistical Institute and year of first establishment	Statistical Act and Year of Act Other amendments to the act	Other laws related to statistics
<b>BG</b>	National Statistical Institute of the Republic of Bulgaria (NSI Bulgaria)  First established in 1880	Law on Statistics, June 1999 Amended in April 2001 Law available on website in Bulgarian and English	Civil Service Act, 1999; Law for Administration, 1998
<b>CY</b>	Statistical Service of Cyprus (CYSTAT)  First established in 1960	Statistics Law, February 2000. Replaced Law of 1968. Law not available on website.	Banking Law 1997, Central Bank of Cyprus Law 1963, Fisheries Law
<b>CZ</b>	Czech Statistical Office (CZSO)  First established in 1919 (Czechoslovakia)	Act on State Statistical Service, April 1995 Amended by Act, January 2001. Law available on website in Czech and English	Act on Protection of Personal Data, April 2000; Banking Act, Foreign Exchange Act, Environmental Protection Act 1992 as amended, Commercial Code, 1991 as amended, Trades Licencing Act, 1991 as amended
<b>EE</b>	Statistical Office of Estonia (SOE)  First established in 1921	Official Statistics Act, July 1997. Amended by Act, June 2000. Law available on website in Estonian and English	Population register Act, 2000; Wages Act, 1994; Public Service Act, 1995; Personal Data Protection Act, 1996
<b>HU</b>	Central Statistical Office (KSH)  First established in 1867	Hungarian Statistics Law, May 1993 Amended by Act, December 1999. Law available on website in Hungarian and English	Act on Data Protection
<b>LV</b>	Central Statistics Bureau (CSB)  First established 1919	Law on Statistics, November 1997. Amended in January 1999. Law available on website in English	Regulation on Central Statistics Bureau, Data Protection Law of Latvia, Law on Financial and Capital Market Commission
<b>LT</b>	Statistics Lithuania (SL)  First established in 1919	Law on Statistics, December 1999 which is a revision of Law on Statistics 1993. Law available on website in Lithuanian and English.	Law on Legal Protection of Personal Data, 1996; Law on Population Register, 1992;
<b>MT</b>	National Statistics Office (NSO)  First established in 1947	Malta Statistics Authority, October 2000 which replaced the 1955 Statistics Act. Law available on website in English	Data Protection Act, 2001
<b>PL</b>	Central Statistical office (GUS)  First established in 1918	Polish Statistical Law, June 1995 Amended in 1996, 1997, 1998. Law available on website in English.	Law on Protection of Personal Data, 1997; Law on the Methodology of Calculating the Value of the Annual Gross Domestic Product, 2000; Regulation of the Council of Ministries on the Register of National Economy Entities (REGON), 1999
<b>RO</b>	National Statistical Institute (NSI)  First established in 1859	Government Ordinance No 9, August 1992. Amended by Government Ordinance No. 75, May 2001, approved by Law No. 311, May 2002. Law not available on website.	Romanian Government Decision, May 2001
<b>SK</b>	Statistical Office of the Slovak Republic (SO SR)  First established in 1993	Law on State Statistics, 2002; Law available on website in Slovak and English.	Act on State Information System 1995; Act on Protection of Personal Data in Information Systems 1998; Customs Act 2001
<b>SI</b>	Statistical Office of the Republic of Slovenia (SORS)  First established in 1944	National Statistics Act, 1995 / 2001. Law available on website in Slovene and English.	Business Register Act, 1995; Central Population Register Act, 1998; Personal Data Protection Act, 1999
<b>TR</b>	State Institute of Statistics (SIS)  First established in 1926	Law, June 1962; Statutory Decree, June 1984; Amended by Statutory Decrees 1989. A new Statistical Law being revised. New law will be available on website, in Turkish and English	Law on Central Bank of Republic of Turkey 1970, amended in April 2001



## Annex 2 National Statistical System of Candidate Countries by Functional Organisation

CC	The NSI	Ministries & National Bank	Other bodies providing statistics in their field
<b>BG</b>	The NSI produces major part of economic and social statistics. It co-ordinates the state's statistical activity and prepares statistical programme.	The major ministries (Agriculture & Forestry, Transport & Communications, Finance) and Bulgarian National Bank are authorised to collect data. Rules regulating their activity are being prepared.	Customs, National Social Security Institute.
<b>CY</b>	CYSTAT is the dominant producer of official statistics and the system is strongly centralised.	The ministries and the Central Bank of Cyprus work closely with CYSTAT and may collect data in their field. They participate in statistical committees.	Various government bodies as well as the Electricity Authority, the Telecommunications Authority, the Tourism Organisation, etc.
<b>CZ</b>	CZSO co-ordinates the State Statistical Service, is responsible for official statistics, and carries out part of the Programme of Statistical Surveys.	The Ministries of Transport and Communications, Culture, Labour and Social Affairs, Industry and Trade, Education, Youth and Sport, Health, Agriculture and Environment also conduct surveys in the Programme of Statistical Surveys.	Czech Telecommunications Office.
<b>EE</b>	SOE is the main provider of official statistics; small role played by other central authorities	The Ministries of Finance and Agriculture, and others; Bank of Estonia	Estonian Institute of Economic Research.
<b>HU</b>	KSH produces the large majority of outputs.	Important contributions come from National Bank of Hungary, Ministry of Finance, Ministry of Economic Affairs, other ministries.	Local governments, Customs and Finance Guard, Hungarian Tax and Finance Control Administration, social security institutions, chambers.
<b>LV</b>	The CSB is responsible for the organisation of statistical work in Latvia and carries out a uniform state policy in statistics. The CSB itself is responsible for two-thirds of the official statistics in Latvia.	CSB works in close contact with the Ministry of Finance, the Bank of Latvia and other ministries to prepare statistical indicators.	Financial and Capital Market Commission, State Revenue Service and Riga Stock Exchange.
<b>LT</b>	SL is responsible for the official statistics in Lithuania. The Statistical Centre and the Statistical Surveys are public companies of SL	The ministries, Bank of Lithuania.	National Stock Exchange, State Property Fund and Lithuanian Patent Office.
<b>MT</b>	NSO is the only executive body of the Malta Statistics Authority, and has a central role in collection, compilation and release of statistics. The role of the other Maltese authorities is to provide the relevant data to the NSO.	Central Bank of Malta; Treasury & Ministry of Finance; Ministry of Agriculture & Fisheries.	Customs Department; Tax department; Public Registry and Department of Employment & Industrial Relations; Employment & Training Corporation; Department of Health Information.
<b>PL</b>	GUS produces a large majority of main outputs and prepares the annual programme of statistical surveys.	Ministries of Finance, Agriculture, Environment, Economy, Labour and Social Policy and other ministries; National Bank of Poland.	Other administrative bodies which carry out statistical activities in their fields
<b>RO</b>	NSI is responsible for very large part of statistical activities.	Specific statistical surveys falling within the competence of ministries and other public institutions, require the respective authorities to transmit to NSI, the statistical data to be included in the data series and publications or that need to be transmitted to international bodies.	General Customs Directorate, Central Office of Pensions, National Office of Trade Register
<b>SK</b>	SO SR plays a co-ordinating role in statistics, but is semi-centralised for the distribution of statistical activities. SO SR carries out a proportion of the survey programme. INFOSTAT Research Centre is a contributory organisation of the SO SR.	Ministry of Finance; National Bank of Slovakia; over half of the survey programme is conducted outside SO SR by Ministries of Agriculture, Education, Health, etc.	Central Tax Office, National Labour Office.
<b>SI</b>	SORS has the leading and coordinating role in the national statistics programme.	Ministry of Finance, Bank of Slovenia.	Agency of the Republic of Slovenia for Payments, Institute for Health Protection, Pension and Disability Insurance Institute, Health Insurance Institute, National Employment Office
<b>TR</b>	SIS is a functionally and regionally centralised system producing the majority of Turkey's official statistics. It carries out studies and research projects requested by government and other public organisations.	Central Bank of Turkey, Ministries of Finance, Agriculture Health, Work and Social Security and Education.	State Planning Organisation, Turkish Railways, Undersecretariat of Customs, Undersecretariat of Trade, General Directorate of Security Affairs.



## Annex 3 Management of the National Statistical Institute & Statistical Council

CC	NSI Appointment of NSI Leadership and Term of Service	Statistical Council Number of Members Term of Council	Members appointed by / Council chaired by
BG	Prime Minister, upon nomination by Decision of the Council of Ministers, appoints President of NSI and two Deputy Presidents for seven years.	High Statistical Council (HSC) with 20-35 members; term is not defined; National Statistical Council (NSC) with 16 members; term is not defined; Other Councils <sup>1</sup>	HSC members are nominated by President NSI; Chairperson is elected among its members. NSC members are nominated by heads of respective units they represent and chaired by President NSI.
CY	Public Service Commission appoints Director of CYSTAT on a permanent term.	Statistical Council with President and 10 members (5 government & 5 from associations and the University) for a five-year mandate.	Council of Ministers Director-General of Ministry of Finance is the current President.
CZ	President of the Republic appoints CZSO President upon the proposal of the Government. Term of appointment is not defined.	Statistical council with 11-21 members. Term not defined.	Appointed and chaired by CZSO President.
EE	Minister of Finance nominates Director-General of SOE on permanent terms.	No Statistical Council. There are permanent and ad hoc working groups on different statistical areas.	Not applicable.
HU	Prime Minister appoints President KSH for six years, renewable twice maximum.	Statistical council with 33 members for a term of three years.	Members appointed by the respective organisations they represent. The Chairman appointed from membership by Prime Minister upon recommendation of the other members and submission of the KSH President.
LV	Cabinet of Ministers, upon recommendation of Minister for Economy appoints President CSB in compliance with law on state civil service. The two Vice-Presidents are appointed by the President CSB	No State Statistical Council. Regular working groups are established in the most important statistical domains. CSB reports direct to Ministry of Economy.	Not applicable.
LT	Prime Minister appoints (and may dismiss) Director-General of SL for a fixed five-year term.	Statistical council is an advisory body with 22 members who approve their own council composition and its regulations; term not defined.	Appointed by the Government. Chaired by Director-General of SL.
MT	The Malta Statistics Authority, itself under the Ministry for Economic Services appoints Director-General NSO after consultation with the Minister responsible for statistics, for three years, renewable for further terms. Present incumbent is appointed for five years.	Board of Authority with six members (term one to three years), a Chairman plus the Director General of the NSO as an ex-officio member.	Members appointed by the Minister responsible for statistics. The Chairman of Malta Statistics Authority (corresponding to a Statistical Council) is appointed by the Minister responsible for statistics.
PL	The Prime Minister appoints President of GUS for six years.	Statistical council with 17 members for a five-year mandate.	Appointed by Prime Minister. Elects its own chair.
RO	The Prime Minister appoints President NSI <sup>2</sup> .	Council for Co-ordinating Statistical Activity (CCSA) with 34 members and the NSI President (who is a council member by right) for two years.	Appointed by Prime Minister upon the proposal of the institutes they represent. Council approves its own functioning rules. Chaired by the President of the NSI.
SK	The President of the Slovak Republic, upon nomination by government, appoints President of the SO SR for five years.	Statistical Council is an advisory body of 26 members. The term of appointment is not defined.	Appointed by the President of the SO SR according to proposals of the bodies they represent Chaired by the President of the SO SR.
SI	The government appoints Director-General SORS for five years.	Statistical council is a professional methodological-advisory body of 14 members for a four-year mandate. There are 24 statistical advisory committees established by SORS under the umbrella of Statistical Council.	Appointed by institutions they represent Elect its own chair (who cannot be Director-General of the SORS).
TR	Minister of State, Prime Minister, and President of the Republic jointly appoints President of NSI. The term of appointment is not specified.	High Supreme Council <sup>3</sup> which is currently not operational. Members from 21 institutions to be appointed for a five-year term under the new law.	To be appointed by Prime Minister upon nomination by the respective organisations represented on the Council. Chair yet to be defined.

<sup>1</sup>Other councils set up by the NSI in Bulgaria are the Methodology Council, the Methodology & Training Council, the Technical & Technological Council and an Editing Council

<sup>2</sup>In Romania, there are no special provisions regulating the appointment, conduct and removal of the NSI President.

<sup>3</sup>In Turkey, the High Supreme Council will be re-organised under new Statistical Law currently under reform



# Annex 4 NSI Organisation and Regional Structure in Candidate Countries

CC	NSI Head	Level of Centralisation	
		Headquarters and its responsibilities	Regional offices and allocated tasks
<b>BG</b>	President, assisted by two Vice-Presidents and the Chief Administrative Secretary	Three broad responsibilities (production and development of statistics, statistical infrastructure, administrative issues) split into nine departments.	28 regional statistical offices only for data collection in the 'oblast' and initial data processing; headed by Directors who are appointed by NSI President.
<b>CY</b>	Director assisted by seven Senior Officers	Seven divisions dealing with statistical domains and two general services sections (administration and IT).	Three small regional offices which deal exclusively with fieldwork.
<b>CZ</b>	President CZSO, assisted by four Vice- Presidents	Four sectors (statistics, administrative, statistical system development and regions & information outputs) including several departments reporting directly to a Vice President.	14 regional offices focussing on dissemination, statistical support and fieldwork. Six nation-wide processing departments for processing data related to specific topics
<b>EE</b>	Director-General of SOE, assisted by two Deputy Director Generals	Eight divisions and three departments further sub-divided into 35 subject-matter units each in charge of one statistical domain.	No regional office, only two sections <sup>4</sup> of SOE in Viljandi; ten supervisors assisting and supervising data collection in 15 counties.
<b>HU</b>	President KSH assisted by four Vice Presidents	Four broad units of statistics (economics, social, co-ordinating, economic affairs & information) sub-divided into departments, reporting directly to Vice-President.	19 county directorates undertake field operations, data collection, data capture, primary processing in their area, under the responsibility of the President KSH.
<b>LV</b>	President CSB assisted by two Vice-Presidents	Seven departments of which four are directly involved in data collection, processing and calculations, reporting to President and Vice-President.	27 regional offices for distribution of statistical questionnaires, data collection, validation and checking of primary information in their regions for electronic transfer to headquarters.
<b>LT</b>	Director General SL assisted by four Deputy Director-Generals	Four main departments employing 50% of SL staff (business, macro-economics, economic & social, agriculture & environment), some with functional units.	Ten county statistical offices and 38 statistical offices at municipality level; they collect survey data (questionnaires, data capture, business registration).
<b>MT</b>	Director-General NSO	Four divisions (social, business, economic, corporate services)	No regional office. The system of local councils is new in Malta, but some data is collected from them.
<b>PL</b>	President assisted by four Vice-Presidents	Four sectors (economic, social, administrative, technical) divided into 12 divisions: employing only 10% of NSI staff.	16 regional offices with their respective directors under direct responsibility of GUS President.
<b>RO</b>	President NSI assisted by two Vice-Presidents and a General Secretary	Five general directions (further sub-divided into three to five directions responsible for specific statistical domains) and 8 independent directions, employing 23% of total staff.	Eight regional directions of NSI (at NUTS 2 level) and 34 county statistical offices at municipality level. All are fully subordinated to the NSI President.
<b>SK</b>	SO SR President assisted by a Vice-President and five General Directors	Five organisational sections of which three are for statistical domains (business, social and demographic, national accounts) and two for general services to the SO SR (administration, methodology and IT)	Eight regional offices for data collection and processing related to specific fields and provision of information services to customers.
<b>SI</b>	Director-General assisted by Deputy Director	Ten sectors for handling various statistical fields; centralised for processing, protecting and disseminating data; divided into 45 departments	No regional office. The collection of data is decentralised.
<b>TR</b>	President assisted by three Vice-Presidents	Three sectors: service units, advisory units, supporting units all subdivided into 20 departments	22 regional offices <sup>5</sup> plus one division in Van (each covering one to four provinces) whose work are co-ordinated by headquarters. They mainly collect census & survey data using questionnaires and methodology defined by headquarters.

<sup>4</sup>The regional offices were closed down in 2000.

<sup>5</sup>Seven regional offices will be closed between May 2002 and May 2003.



## Annex 5 The NSI Budget (in € million)<sup>6</sup> of the National Statistical Institutes for 2001

CC	Basic Budget (in € million)	Comments
BG	6.8	Budget allocations are accompanied by an upper limit on the average annual salary. The revenues and expenditures including pre-financing of EU pre-accession programs and state budget transfers are determined by Law for State Budget.
CY	4.2	Budget is approved by Ministry of Finance and submitted to House of Representatives. Considerable flexibility for moving funds within expenditure categories. Budget for IT hardware is controlled by the government IT Department. EU MEDSTAT programme and other special Commission financial agreements also offer assistance.
CZ	19.6	Annual budget has to be approved by Parliament based upon submitted activity reports and results obtained. Special approval from Ministry of Finance is required to move funds between capital and current expenditure. Re-allocations between regional and headquarters are done exceptionally. The CZSO has little freedom in the way this is spent once it is approved by Parliament. Receipts go back to the Ministry of Finance.
EE	6.9	The conduct of official statistical surveys is financed from the State budget. The State budget is approved by Parliament. For 2001 there was no special breakdown of the budget for the 2001 Agricultural Census. The total budget for SOE, including the Agricultural Census was 6.9.
HU	43.2	Strong public expenditure controls with budget allocations for separate headings and accounted for accordingly. There is no system for allocating costs to specific programs, a system for time usage and budget accounting would be useful. Such a system is currently under elaboration.
LV	2.9	CBS budget is approved by Parliament and is under the responsibility of the CSB President. Funds can be freely shifted between regional offices and headquarters, but any excess funds are transferred to the Treasury.
LT	6.7	Strong control over public expenditure by government: budget is imposed under separate budget headings and separately allocated to central and regional expenditure. This leaves less budget flexibility for Director-General.
MT	1.7	Three-year Business and Financial Plans are submitted for approval annually to Ministry of Finance. Running costs of statistics projects, Eurostat working groups, and acquisition of equipment are covered by normal government budget and pre-accession funds. EU MEDSTAT programme and other special Commission financial agreements also offer assistance.
PL	63.5	Strong public expenditure policy in Poland. Separate expenditure allocation to central and regional offices.
RO	8.6	Official statistics are funded by State budgetary funds. Budget approval is based on NSI annual programme of statistical surveys submitted to the government. Ministries use their own budgets for their statistical activities. Initial allocation of budget items can only be changed by special government approval so caution is exercised in budget control.
SK	7.1	Budget for national statistical sector is approved by Parliament after submitting the Final Account of the SO SR for the previous year. The President of the SO SR is responsible for the entire SO SR budget (headquarters and regional offices). Receipts go back to the State Budget.
SI	9.3	Slovenian statistical budget is mainly state-funding (nearly 90%), with around 20% allocated to surveys. Receipts from sales of publications, data or services cover only material costs (printing cost, paper)
TR	21.6	SIS is a separate heading under the State budget. Budgetary requests to the Parliament are based on submission of SIS activity programs. SIS is represented by the Minister of State responsible for SIS within the government. Funding for long term statistical investments requires the approval of the State Planning Organisation before being included in budgetary request. Once approved, the funding is guaranteed over the period required.

<sup>6</sup>All conversions from national currency to € were based on the annual average exchange rate for 2001 from New Cronos. The basic budget excludes special expenditure related to population and agriculture censuses.



# Annex 6 Breakdown of NSI Staff by Gender and Location, 2001

Country	Total NSI Staff		Male % of total	Female % of total	Number of NSI Statisticians per 100 000 Population	Staff movement in 2001
	Number	%				
<b>Bulgaria</b>						
Head Office	358	19%	18%	82%	23.2	55 recruited, 75 left
Regional Office	1545	81%	12%	88%		
<b>Total NSI</b>	<b>1903</b>	<b>100%</b>	<b>13%</b>	<b>87%</b>		
<b>Cyprus</b>						
Head Office	93	98%	40%	60%	14.1	7 recruited, 6 left
Regional Office	2	2%	100%	0		
<b>Total NSI</b>	<b>95</b>	<b>100%</b>	<b>41%</b>	<b>59%</b>		
<b>Czech Republic</b>						
Head Office	690	37%	36%	64%	18.1	180 recruited, 197 left
Regional Office	1176	63%	18%	82%		
<b>Total NSI</b>	<b>1866</b>	<b>100%</b>	<b>25%</b>	<b>75%</b>		
<b>Estonia</b>						
Head Office	364	100%	17%	83%	26.0	29 recruited, 51 left
Regional Office	0	0%	0	0		
<b>Total NSI</b>	<b>364</b>	<b>100%</b>	<b>17%</b>	<b>83%</b>		
<b>Hungary</b>						
Head Office	845	46%	30%	70%	17.9	152 recruited, 82 left
Regional Office	959	54%	22%	78%		
<b>Total NSI</b>	<b>1804</b>	<b>100%</b>	<b>26%</b>	<b>74%</b>		
<b>Latvia</b>						
Head Office	448	71%	22%	78%	26.3	42 recruited, 42 left
Regional Office	183	29%	1%	99%		
<b>Total NSI</b>	<b>631</b>	<b>100%</b>	<b>16%</b>	<b>84%</b>		
<b>Lithuania</b>						
Head Office	290	51%	15%	85%	16.8	59 recruited = 91 left
Regional Office	275	49%	4%	96%		
<b>Total NSI</b>	<b>565</b>	<b>100%</b>	<b>10%</b>	<b>90%</b>		
<b>Malta</b>						
Head Office	131	100%	39%	61%	33.6	22 recruited, 12 left
Regional Office	0	0%	0	0		
<b>Total NSI</b>	<b>131</b>	<b>100%</b>	<b>39%</b>	<b>61%</b>		
<b>Poland</b>						
Head Office	825	11%	22%	78%	19.0	824 recruited, 416 left
Regional Office	6536	89%	14%	86%		
<b>Total NSI</b>	<b>7361</b>	<b>100%</b>	<b>15%</b>	<b>85%</b>		
<b>Romania</b>						
Head Office	436	32%	22%	78%	8.11	171 recruited, 335 left
Regional Office	1381	68%	22%	78%		
<b>Total NSI<sup>†</sup></b>	<b>1817</b>	<b>100%</b>	<b>22%</b>	<b>78%</b>		
<b>Slovak Republic</b>						
Head Office	332	30%	29%	71%	20.4	92 recruited, 81 left
Regional Office	771	70%	17%	83%		
<b>Total NSI</b>	<b>1103</b>	<b>100%</b>	<b>20%</b>	<b>80%</b>		
<b>Slovenia</b>						
Head Office	362	100%	33%	67%	18.8	17 recruited, 13 left
Regional Office	0	0%	0	0		
<b>Total NSI</b>	<b>362</b>	<b>100%</b>	<b>33%</b>	<b>67%</b>		
<b>Turkey</b>						
Head Office	1193	74%	53%	47%	2.4	60 recruited, 65 left
Regional Office	409	26%	65%	35%		
<b>Total NSI<sup>‡</sup></b>	<b>1602</b>	<b>100%</b>	<b>56%</b>	<b>44%</b>		

<sup>†</sup> NSI Romania employs only 1785 of the total posts available.

<sup>‡</sup> The total NSI staff for Turkey excludes 1730 temporary staff recruited for one year renewable.



# Annex 7 NSI Staff by Age Group, Level of Education and Training, 2001

CC	% of Personnel by Age in Years			% of Personnel by Level of Education			EU Traineeships during the period Jan 1999-Aug 2002 <sup>*</sup>
	Below 30	31 - 45	45 +	Below Secondary	Secondary Graduate	University Graduate	
BG	15	20	65		41	59	20
CY	7	33	60		62	38	0
CZ	12	36	52	6	58	36	12
EE	19	28	53		16	76	10
HU	17	31	52		44	56	15
LV	19	36	45		47	53	8
LT	9	42	49	24	11	65	15
MT	53	27	20	5	71	24	0
PL	22	36	42	6	57	37	18
RO	20	44	36		40	60	18
SK	16	36	48	5	54	41	10
SI	18	33	49		17	68	16
TR	8	70	22	5	25	70	0

<sup>\*</sup>The data refer to only the EU traineeships which are covered under the Phare 1997-1999 Multi-beneficiary Programme, and that take place at Eurostat or the National Statistical Institute of a Member State for a period of 5.5 months. They include trainees from the NSIs as well as representatives of the ministries and the Central Bank.



## Annex 8 Statistical Survey Programs in the NSIs, 2001

CC	Comments on Survey Programme	Total surveys per year by frequency <sup>10</sup>				Year of Population Census	Year of Population Census
		Total	Annual	Monthly	Quarterly		
<b>BG</b>	Annual national programme for statistical surveys prepared by NSI is put to the High Statistical Council (for NSI surveys) and to the National Statistical Council (for surveys of other bodies). This is then approved by Ministry of Finance and Council of Ministers. The NSI also carries out surveys for payment on the basis of contracts with customers. It does not include all surveys undertaken by the Bodies of Statistics.	119				2001	2003
<b>CY</b>	CYSTAT prepares a five-year work programme plus the annual plan of statistical activities, in collaboration with various users. This is submitted to the Statistical Council for opinion and suggestions and is approved by Council of Ministers. It does not include statistical activity undertaken by other services.	33	20	13		2001	2003
<b>CZ</b>	Annual programme of statistical surveys prepared by CZSO and approved by Council. Surveys are carried out by CZSO and other ministries. Some surveys outside the programme are also done by ministries and agencies.	285 <sup>11</sup>	57	62	154	2001	2000
<b>EE</b>	Annual list of official statistical surveys prepared by SOE in collaboration with ministries, local and international agencies. This list is approved by government and the questionnaires used approved by the Minister of Finance.	163	111 <sup>12</sup>	21	31	2000	2001
<b>HU</b>	Annual statistical programme proposed by President KSH to the government after consultation with the statistical council. KSH also acts as consultant in surveys of other ministries. Compulsory surveys in Hungary are included in the decree and any change in these surveys requires revised legislation.	200 <sup>13</sup>	115	27	32	2001	2000
<b>LV</b>	Annual state programme of statistical information prepared by CSB in consultation with ministries and other agencies, and approved by Cabinet of Ministers. It comprises all surveys conducted in Latvia by CSB or other bodies.	109 <sup>14</sup>	53	17	26	2000	2001
<b>LT</b>	Annual work programme of official statistics is prepared by SL in collaboration with other institutions involved, submitted to the statistical council and approved by the Director-General of SL to whom the government has delegated this authority for approval.	135 <sup>15</sup>	65	31	30	2001	2003
<b>MT</b>	Annual work plan prepared by NSO, approved by Malta Statistics Authority.	145 <sup>16</sup>	71	16	57	1995	2001
<b>PL</b>	Annual statistical programme prepared by GUS in consultation with ministries and other users, approved by the statistical council, enacted by Council of Ministers. Changes to the programme occur several times a year with the approval of amendment legislation.	242	150	47	45	2002	2002
<b>RO</b>	Annual programme of statistical surveys drawn up by NSI, approved by the statistical council and submitted for approval by Government Decision.	119	75	17	24	2002	Dec 2002 to Jan 2003
<b>SK</b>	Annual state statistical survey programme prepared by the SO SR in co-operation with central authorities and territorial bodies. This is approved by the statistical council and published in the form of a SO SR decree. From 2002 the SO SR applies a three-year Programme of State Statistical Surveys.	111	48	20	43	2001	2001
<b>SI</b>	Medium-term programme of statistical surveys prepared by SORS and approved in form of Government Decision in collaboration with various users. The surveys are carried out by the NSI and authorised performers. Other surveys excluded from the programme are carried out with the consent of SORS. The annual plan is determined by Director General with the consent of authorised performers and is published in the Uradni list Republike Slovenije.	602	469	100	33	2002	2000
<b>TR</b>	Annual statistical programme includes censuses defined by the law, surveys paid for and carried out by SIS, surveys ordered by government and surveys normally paid for by other institutions.	36				2000	2001

<sup>10</sup> A blank cell denotes that the survey breakdown by frequency is not available for the country

<sup>11</sup> In Czech Republic, this total includes 12 ad hoc surveys and 5 bi-annual surveys.

<sup>12</sup> For Estonia, 111 includes the population and housing census, agricultural census, 1 continuous survey, 2 surveys quarterly and monthly, 8 surveys quarterly, 4 surveys also monthly, 2 surveys once a year, 1 survey twice a year and 1 survey October. The figure of monthly surveys includes also 1 weekly survey.

<sup>13</sup> For Hungary, this includes about 26 occasional and bi-annual surveys

<sup>14</sup> For Latvia, this concerns only surveys introduced by the CSB. The total number includes surveys conducted weekly (1), semi-annually (5), twice per year (2) or by uncertain frequency (5)

<sup>15</sup> For Lithuania, this also includes bi-annual, weekly and other occasional surveys

<sup>16</sup> For Malta, this figure includes the household budgetary survey held between 2000 and 2001 and which is held once every five years



## Annex 9 The Statistical Registers in the CCs

CC Registers	Comments
<p><b>BG</b> Bulstat Register is an administrative register which identifies all legal economic and other subjects by a unique business identification number; Statistical Business Register (SBR) based on Bulstat and includes legal units and trade registrations; National Population Register which assigns a unique personal identification number to each Bulgarian Citizen and updated with registration of vital events.</p>	<p>Bulstat is continuously maintained by NSI Regional Office staff SBR is updated once a year. National Population Register is continuously maintained by the Ministry of Regional Development and Public Works.</p>
<p><b>CY</b> Business Register based on information from Census of Establishments conducted every five years; CYSTAT uses a population register set up recently at Ministry of Interior, for extraction of births and deaths information.</p>	<p>The Business Register contains enterprises and local units, and in most cases local kind-of-activity units It is kept up to date by a continuous survey.</p>
<p><b>CZ</b> Business Register of legal units assigned with an identification number, maintained by CZSO; Register of Census Districts based on population census, maintained by CZSO and contains boundaries of districts and territorial identification of houses; Farm Register ; Register of Accommodation Establishments; Social Security Register; Register of VAT Payers; Tax Register</p>	<p>The Business Register is a full historical and multi-sourced register, which covers the whole populaton of legal units in the Czech Republic.</p>
<p><b>EE</b> Business Register; Commercial Register; State Register of Government &amp; Local Institutions; Estonian Population Register since 2002 based on Population Registration Database and electoral registers.</p>	<p>A Statistical Profile database exists based on the legal registers stated and is used for drawing up business registers.</p>
<p><b>HU</b> Business Register. A central national population register is maintained by the Ministry of Interior. Its use for statistical purposes is limited to the provision of anonymous samples.</p>	<p>Updating of new units and inactive units is reasonably good. Limited use of administrative sources or registers for statistical production possibly due to legislation on data protection.</p>
<p><b>LV</b> Business Register maintained by CSB containing all legal units from State Enterprise Register for all NACE sections under supervision of Ministry of Justice, as well as all public organisations and local kind-of-activity units (independence of size class). Residents' Register (RER) is managed by Ministry of Interior and freely accessible to CSB. Statistical Farm Register was set up in 1999 and updated according to Agricultural Census 2001 data</p>	<p>Information from State Enterprise Register is updated monthly. Special register survey for updating of Business Register is carried out. Information about every legal unit and local kind of activity unit is updated at least once in 18 months. The CSB has an access to the Taxpayers register.</p>
<p><b>LT</b> Two business registers: Legal Register which contains budgetary institutions and enterprises and Statistical Register managed by SL. A new central register in Ministry of Justice to be set up in 2002. Population register maintained by Ministry of Internal Affairs, containing persons 16 years and above.</p>	<p>SL receives updates of the Population register from the Ministry. The business registers do not contain all local kind-of-activity units. 4 % of all enterprises have more then one local kind of activity unit</p>
<p><b>MT</b> Business Register; Employment Register; Water &amp; Electricity Services Register; Common Database contains a list of Malta residents used for household surveys owned by Civil Status Department; VAT Register; Electoral Register; Farm Register; Register of Accommodation Establishments; Register of NGOs; Register of Sporting Organisations; Register of Cultural Enterprises and NGOs.</p>	<p>The Common Database is not a population register, and contains no social security number allocated by Department of Social Security. The Business Register is updated regularly in collaboration with VAT authorities.</p>
<p><b>PL</b> REGON business register maintained through the regional offices. It is based on Tax and VAT records and includes all local, legal and business entities. The population register is not used for statistical purposes.</p>	<p>GUS plans to create a statistical business register based on REGON and updated from exhaustive statistical surveys.</p>
<p><b>RO</b> Statistical business register REGIS set up by the NSI with administrative files (mainly fiscal register) as main data source with legal units, enterprises and local units. Population register under the responsibility of the Ministry of Interior but not used for statistical purposes. Vital statistics are based on the civil registration.</p>	<p>REGIS is continuously updated.</p>
<p><b>SK</b> Business Register; Farm Register; Register of Accommodation Establishments; Register of Census Districts; Register of Local units is in preparation. The Population Register is in responsibility of the Ministry of Interior.</p>	<p>The registers contain all legal units and enterprises assigned an identification number by SOSR. Updated continuously from statistical surveys and administrative sources.</p>
<p><b>SI</b> Register of Territorial Units (includes administrative territorial units, streets and house numbers, building identification). Business Register (includes all legal business entities, active or not, each with a Business Identification Number and unit of activity) under responsibility of SORS. Central Population Register with PIN assigned to each individual.</p>	
<p><b>TR</b> No unique business register, but a register in each division of the SIS in charge of economic survey activities. Intense work is being undertaken for the Population Register.</p>	<p>The project for a unique statistical business register was launched in 2001. Currently the registers are updated annually from surveys and administrative sources to a certain extent.</p>



# Annex 10 Dissemination of Statistics, 2001

CC	Number of Publications by Frequency					Comments on Dissemination. (Note: IMF Special Data Dissemination Standard = IMF SDDS)
	Total	Annual	Bi-Annual	Quarterly	Monthly	
<b>BG</b>	37 <sup>17</sup>	29	0	5	2 + 1 bi-monthly	Week of release announced on NSI website. Press conferences announced 2-3 days ahead. Website mainly in Bulgarian, but some parts in English. Bi-monthly press conferences. IMF DDS since May 2000. SDDS by 2006.
<b>CY</b>	34	26	0	4	4	Publication catalogue available. Release dates for a number of key indicators are announced in advance. Results are released when available via press releases and website. Publications are in Greek and English.
<b>CZ</b>	229 <sup>18</sup>	120	6	44	30	Publication catalogue on website, in Czech English / French / German. Economic & financial statistics by IMF SDDS. Catalogue includes calendar of news and press releases of year ahead.
<b>EE</b>	65 <sup>19</sup>	35	1	10	3	Publication catalogue available. Publication calendar available well in advance and updated weekly on the web. Website and most publications are in Estonian and English. On-line orders and public statistical database provided on website.
<b>HU</b>	250	192 <sup>20</sup>	2	38	18	Detailed release schedule for key regular outputs which are pre-announced. Dissemination database to a data warehouse to be introduced from April 2002.
<b>LV</b>	56	41		13	2	Publication catalogue (available in Latvian and English) available on website and sent to all subscribers. Release dates are available 4 month in advance; preliminary news release dates are available 1 year in advance. National summary data page according to IMF SDDS. CSB runs an Information Centre with an electronic database of publications.
<b>LT</b>	97	65	6	20	6	Publication catalogue available. Catalogue announces time of release well in advance and on website. Publications are in Lithuanian and English. A calendar for press releases is compiled for every year and disseminated widely also available on the website.
<b>MT</b>	13 <sup>21</sup>	13				The publication catalogue is available and currently being updated. No advance calendar for news releases (100 releases in 2000). Press conferences whenever necessary. Publications and website in English. Library & Information Unit since 1996.
<b>PL</b>	303 <sup>22</sup>	243	15	22	23	Publications catalogue available. Detailed release schedule for key regular output which are pre-announced. Monthly press conferences. Wide range of statistics on GUS website.
<b>RO</b>	32 <sup>23</sup>	18	2	7	5	Publications catalogue available in Romanian and English. Key indicators are released at pre-announced dates by press releases. Key statistics available on website in Romanian and English. NSI has publication shop.
<b>SK</b>	124	76	5	29	14	Publication catalogue available. Time-table of first data releases 4 months in advance on web page. Press conferences on release of significant statistics and thematic conferences for bank analysts. Publications are in Slovak with 50% being also in English. Electronic database via internet being set up. The SO SR has a data shop and Information Service Department. IMF SDDS since 1996.
<b>SI</b>	136	80	4	18	34	No calendar of release dates. Most publications are in Slovene and English, both on paper and internet. Monthly press conferences with special statistical tables prepared in advance. Statistical databank in Slovene, partly in English and German. Adopted IMF SDDS.
<b>TR</b>	68 <sup>24</sup>	61		4	3	Publication catalogue available. Advance release calendars for some data categories. Press conferences from time to time. Automatic answering system for key indicators. Summary statistics on Internet. Labour Force database on internet. Subscribes to IMF SDDS.

<sup>17</sup>Includes 8 electronic publications

<sup>18</sup>Almost all publications of CZSO are available in electronic form. The total includes 29 publications which are not regular

<sup>19</sup>There are 65 titles and 130 publications including 16 periodicals.

<sup>20</sup>48 of the annual publications are also available on Internet and 49 on CD-Rom

<sup>21</sup>Excludes 5 thematic publications between 2001 / 2002 and Labour Force Survey reports

<sup>22</sup>Includes 6 electronic publications (in Polish/English) and 185 annual regional office publications

<sup>23</sup>4 annual and 1 monthly publications are also available in electronic version

<sup>24</sup>SIS also published 100 publications on specific projects



# Contact Addresses

## Bulgaria

### National Statistical Institute

2, Panayot Volov Str.

BG-1038 Sofia

Tel: +359 2 9842 835

Fax: +359 2 9842 851

E-mail: [info@nsi.bg](mailto:info@nsi.bg)

Web site: <http://www.nsi.bg>

## Cyprus

### Statistical Service of Cyprus

13, Andreas Araouzos Street

CY-1444 Nicosia

Tel: +357 22 309305

Fax: +357 22 374830

E-mail: [cydsr@cytanet.com.cy](mailto:cydsr@cytanet.com.cy)

Web site: <http://www.pio.gov.cy/dsr>

## Czech Republic

### Czech Statistical Office

Sokolovská 142

CZ-186 04 Praha 8

Tel: +4202 7405 2421

Fax: +4202 8481 8103

E-mail: [povolna@gw.czso.cz](mailto:povolna@gw.czso.cz)

Web site: <http://www.czso.cz>

## Estonia

### Statistical Office of Estonia

Endla 15

15174 Tallinn

Tel: +372 6259 300

Fax: +372 6259 370

E-mail: [stat@stat.ee](mailto:stat@stat.ee)

Web site: <http://www.stat.ee>

## Hungary

### Hungarian Central Statistical Office

Keleti Karoly 5-7

PO box 51

HU-1525 Budapest

Tel: +361 345 6000

Fax: +361 345 6378

E-mail: [kshintl@office.ksh.hu](mailto:kshintl@office.ksh.hu)

Web site: <http://www.ksh.hu>

## Lithuania

### Statistics Lithuania

29 Gedimino Ave.

LT-2746 Vilnius

Tel: +370 2 36 48 22

Fax: +370 2 36 48 45

E-mail: [statistika@mail.std.lt](mailto:statistika@mail.std.lt)

Web site: <http://www.std.lt>

## Latvia

### Central Statistical Bureau of Latvia

Lacplesa Street 1

LV-1301 Riga

Tel: +371 73 66 850

Fax: +371 78 30 137

E-mail: [csb@csb.lv](mailto:csb@csb.lv)

Web site: <http://www.csb.lv>

## Malta

### National Statistics Office

Lascaris

Valletta CMR02

Malta

Tel: +356 21 22 32 21-5

Fax: +356 21 24 84 83

+356 21 24 98 41

E-mail: [nso@gov.mt](mailto:nso@gov.mt)

Web site: <http://www.nso.gov.mt>

## Poland

### Central Statistical Office

Al. Niepodleglosci 208

PL-00925 Warszawa

Tel: +48 22 608 30 00

+48 22 608 30 01

Fax: +48 22 608 38 63

E-mail: [dissem@stat.gov.pl](mailto:dissem@stat.gov.pl)

Web site: <http://www.stat.gov.pl>

## Romania

### National Institute of Statistics

16, Libertatii Avenue, Sector 5

RO-70542 Bucharest

Tel: +40 1 312 48 75,

+40 1 311 33 09

Fax: +40 1 312.48.73,

+40 1 335 73 73

E-mail: [romstat@insse.ro](mailto:romstat@insse.ro)

Web site: <http://www.insse.ro>

## Slovenia

### Statistical Office of the Republic of

### Slovenia

Vozarski pot 12

SI-1000 Ljubljana

Slovenija

Tel: +386 1 241 51 04

Fax: +386 1 241 53 44

E-mail: [indok.surs@gov.si](mailto:indok.surs@gov.si)

Web site: <http://www.sigov.si/zrs>

## Slovak Republic

### Statistical Office of the Slovak Republic

Mileticova 3

SK-824 67 Bratislava

Tel: +421 2 50 236 334

Fax: +421 2 55 424 587

E-mail: [elena.stavova@statistics.sk](mailto:elena.stavova@statistics.sk)

Web site: <http://www.statistics.sk>

## Turkey

### State Institute of Statistics

Necatibey Caddesi, No. 114

06100 Bakanliklar, Ankara

Tel (President of NSI)

+90 312 418 8719

+90 312 425 35 14

Fax (President of NSI)

+90 312 425 33 87

+90 312 418 11 82

E-mail (publicat.): [yayin@die.gov.tr](mailto:yayin@die.gov.tr)

Web site: <http://www.die.gov.tr>

## Eurostat

### Statistical Office of the European Communities

Directorate A – Statistical information systems;

research and data analysis; co-operation with Phare and Tacis

Unit A5 – Technical co-operation with Phare and Tacis countries

Mail address:

Bâtiment Jean Monnet,

rue Alcide de Gasperi

L-2920 Luxembourg

Offices address:

Bâtiment Joseph Bech,

5 rue Alphonse Weicker

Office Bech A3/169

L-Luxembourg

Tel: +352 430133589

switchboard 4301 1

Fax: +352 4301 32 139

Web site:

<http://europa.eu.int/comm/eurostat>



<b>A</b>		EU	European Union
ACCOMSTAT	Accommodation survey in Malta	Eurostat	Statistical Office of the European Communities
AGRISTAT	Database on agriculture in Malta based on Geographical Information System	Eurotrace	Interface software used for dissemination of information between customs and statistics for foreign trade statistics
AGROMET	Model used for harvest forecasting	EU-SILC	European Union Statistics on Income and Living Conditions
ASIS	Automated Statistical Information System of the Slovak statistics	EXTRASTAT	A system for collecting statistics relation to trading of goods between Member States and the third countries
<b>B</b>		<b>F</b>	
BIN	Business Identification Number in Slovenia	FADN	Farm Accountancy Data Network
BNB	Bulgarian National Bank	FAO	Food and Agricultural Organisation
BOL	Bank of Latvia	FDI	Foreign Direct Investment
BOP	Balance of Payments	Frascati Manual	OECD manual on international comparability of national R&D activities
BRS	Business Register of Slovenia	<b>G</b>	
BSU	New statistical business register (base of statistical Units) in Poland	GDP	Gross Domestic Product
<b>C</b>		GEONOM	Country Nomenclature for the External Trade Statistics of the Community and Statistics of Trade between Member States
Canberra Manual	ECD manual for 'Human Resources in Science and Technology'	GESMES	An Electronic Data Interchange message - GEneric Statistical MESsage - for the exchange of any type of multi-dimensional data or chronological series
CCs	Candidate Countries	GFS	Government Finance Statistics
CC	Classification of Types of Construction	GIS	Geographic Information System
CESTAT	Central and Eastern Europe Statistical Association	GOVNET	Government network in the Slovak Republic
CIS-3	Community Innovation Survey - 3	GUS	Central Statistical Office of Poland
CN	Combined Nomenclature	<b>H</b>	
CNB	Czech National Bank	HBS	Household Budget Surveys
COFOG	Classification of the Functions of Government	HICP	Harmonised Index of Consumer Prices
COICOP	Classification of Individual Consumption by Purpose	HRST	Human Resources in Science and Technology
COMEXT	Eurostat reference database on external trade statistics	<b>I</b>	
CPA	Classification of Products by Activity	ICAO	International Civil Aviation Organisation
CPI	Consumer Price Index	ICD	International Statistical Classification of Diseases and related health problems
CSB	Central Statistical Bureau of Latvia	IEA	International Energy Agency
CYSTAT	Statistical Service of Cyprus	ILO	International Labour Organisation
CZSO	Czech Statistical Office	IMF	International Monetary Fund
<b>D</b>		INFOSTAT	Slovak Research and Development Centre for Statistics
DOSTAT	Household survey in Malta	INTRASTAT	A system for collecting statistics in relation to trading of goods between EU Member States (intra-community trade)
<b>E</b>		ISCED 97	International Standard Classification on Education
EAA 97	Economic Agricultural Accounts	ISCO 88	International Standard Classification of Occupations
ECB	European Central Bank	IT	Information Technology
ECE	Economic Commission for Europe (UN)		
ECHP	European Community Household Panel		
ECP	European Comparison Programme		
ECTM	European Conference of Transport Ministries		
EDP	Electronic Data Processing		
EKOMAR	Comprehensive Annual Enterprise Report in Estonia		
EUROFARM	Eurostat database on agriculture		
ESA 95	European System of National Accounts		
ESSPROS	European System of Integrated Social PROtection Statistics		

# Glossary

## K

KAU	Kind-of-Activity Unit
KROK	Regional Database in the Czech Republic
KSH	Central Statistical Office of Hungary

## L

LAN	Local Area Network
LCS	Living Conditions Survey
LFS	Labour Force Survey
LKAU	Local Kind-of-Activity Unit
LSI	Latvian Statistical Institute
LUCAS	Land use/cover area frame survey

## M

MAF	Ministry of Agriculture and Forestry in Bulgaria
MALTASTAT	Database of statistics in Malta
MEDSTAT	Mediterranean Statistical Co-operation Programme
MIS	Methodology and Informatics Section of the
SOSR	
MSA	Maltese Statistical Authority

## N

NACE Rev.1	Statistical Classification of Economic Activities in the European Community
NAFO	North west Atlantic Fishery Organisation
NAICS	North American Industry Classification System
NBH	National Bank of Hungary
NBP	National Bank of Poland
NBS	National Bank of Slovakia
NEC (n.e.c)	Not elsewhere classified
NPAA	National Programme for the Adoption of the
Acquis	
NSI	National Statistical Institute
NSO	National Statistical Office of Malta
NST/R	Standard Goods Classification for Transport Statistics, revised
NUTS	Nomenclature of Territorial Units for Statistics

## O

OECD	Organisation for Economic Co-operation and Development
Oslo Manual	OECD Manual 'The measurement of scientific and technological activities'
OCR	Optical character recognition (reader)
OLAP	Online Analytical Processing
Operation 2002	Eurostat project on implementation of new versions of major activity classifications (NACE, CPA and PRODCOM)

## P

PHARE	Poland and Hungary Action for Restructuring of the Economy. It is an action plan for coordinated aid to Poland and Hungary (subsequently extended to the remainder of the Central and East European countries).
-------	-----------------------------------------------------------------------------------------------------------------------------------------------------------------------------------------------------------------

## PIN

PIN	Personal Identification Number
PPI	Producer Price Index
PRODCOM	Classification of Industrial Products of the European Community

## R

R&D	Research and Development
REGIO	Eurostat harmonised regional statistical database
REGIS	Business Register in Romania
REGON	National register of economic units in Poland
RER	Residents' Register in Latvia

## S

SBR	Statistical Business Register in Bulgaria
SBS	Structural Business Statistics
SER	State Enterprise Register in Latvia
SIS	State Institute of Statistics of Turkey
SKTE 2	Slovenian regional classification equivalent to NUTS 2
SL	Statistics Lithuania (Department of Statistics)
SNA 68	System of National Accounts
SOE	Statistical Office of Estonia
SORS	Centralised Statistical Office of Slovenia
SO SR	Statistical Office of the Slovak Republic
SPO	State Planning Organisation of Turkey
STADIUM	STATistical Data Interchange Universal Monitoring
STATNET	Wide area network in the Slovak Republic
STS	Short-Term Statistics
S&U	Supply and Use

## T

TES	Training of European Statisticians
TOURSTAT	Pilot survey for inbound tourism in Malta

## U

UISAC	Unified Information System for Reaction Against Crime in Bulgaria
UN	United Nations
UNECE	United Nations Economic Commission for Europe
UNESCO	United Nations Educational, Scientific and Cultural Organisation

## V

VAT	Value Added Tax
VITA	Governmental data transmission network in Latvia


## W

WAN	Wide Area Network
WHO	World Health Organisation
WTO	World Trade Organisation









Catalogue number: KS-44-02-068-EN-C

ISBN number: 92-894-3733-2