

International Year of the Ocean-----X

World Cup 1998-----Y

by J. Farrugia

	X	Y
Date of Issue	27-5-98	10-6-98
Values	2c, 6c, 16c, 27c	6c. 16c. 22c
Stamp size	31mm × 44mm (2c, 6c) 44mm × 31mm (16c, 27c)	33mm × 27mm
Art Designer	Isabella Borg	Richard Caruana
Printers	Printex Ltd.	Printex Ltd.
Process	Lithography	Lithography
Perforation	14 × 13.9 (2c, 6c) 13.9 × 14 (16c, 27c)	13.75 × 13.9
Watermark	Crosses Upright (2c, 6c) Crosses Sideways (16c, 27c)	Crosses Upright
Paper	Chalk Surfaced	Chalk Surfaced
Gum	P.V.A.	P.V.A.

Colours:

These two sets were printed in the four colour process using the standard CMYK (Cyan, Magenta, Yellow, Black) process colours for each value. The progressive sheets of both sets were printed in the following order: Black, Cyan, Magenta, Yellow.

Colour checks in the form of coloured discs 3mm in diameter were printed in four different positions on the margins, of each Pane, of each value, of both issues. These are seen next to the first and last stamps, of the top and bottom rows. The colours from top to bottom correspond to the colours used for Pane numbers, from left to right, in all positions.

Cumulative totals of progressive columns of stamps, are seen in bottom margin only, printed in black, in all Panes, of all values, of both issues.

Printed Sheets:

Issue X – The Printed Sheet of each value consisted of two Panes A and B. Each Pane has fifty stamps made up of five rows of ten stamps (values 2c and 6c), and ten rows of five stamps (16c and 27c). Values 2c and 6c are of the vertical format and values 16c and 27c are of the horizontal format.

Issue Y – The Printed Sheet of each value consisted of three panes A, B and C.

Each Pane has fifty stamps made up of five rows of ten stamps. All values are of the horizontal format.

Perforation of Margins:

Issue X – In the 2c and 6c values, the left hand margins of Panes A and B are imperforate. The other three margins of these same Panes are all perforated. In the 16c and 27c values the top margins of Panes A and B are imperforate. The other three margins of these same Panes are all perforated. The usual registration mark was seen at each corner of the Printed Sheet in the 16c and 27c values, but only at each end, in the right hand margin, of the Printed Sheet, in the 2c and 6c values. So these registration marks may have been seen at the top and bottom of the left hand margins of Panes A and at the top and bottom of the right hand margins of Panes B in the 16c and 27c values, but at the top only of the right hand margin of Panes A and at the bottom only of the right hand margins of Panes B in the 2c and 6c values. The logo of the Maltapost plc. may be seen at each end of the fifth row, in Panes A and B, in the 16c and 27c values, but next to the third row, of Panes A and B, in the 2c and 6c values. It consists of a square of side 1cm, printed in Cyan, enclosing the words “Pošta” and “Malta”, also printed in Cyan, plus the “Postal Horn” printed in Yellow.

Issue Y – The left hand margins of Panes A, B and C, of all values, are imperforate. The other three margins of these same Panes are all perforated. The usual registration mark was seen at each corner of the Printed Sheet, but may have been eliminated during cutting of Printed Sheets into Panes. If not eliminated they may be seen, or parts of them, at each end of the top margin of Panes A and at each end of the bottom margin of Panes C, of each value.

Plate/Pane numbers:

These like the colour checks, were printed in four different positions, on the margins of each Pane, in all values of issues X and Y. They are seen above the first and last stamps of the top row and also under the first and last stamps of the bottom row, in each Pane.

Issue X 2c = 1A × 4, 1B × 4
 6c = 1A × 4, 1B × 4
 16c = 1A × 4, 1B × 4
 27c = 1A × 4, 1B × 4

Issue Y 6c = 1A × 4, 1B × 4, 1C × 4
 16c = 1A × 4, 1B × 4, 1C × 4
 22c = 1A × 4, 1B × 4, 1C × 4

From a study of details given, the Printed Sheets of all values before cutting into Panes, would look as shown in figure (a) for the 16c and 27c values of issue X and as shown in figure (b) for the 2c and 6c values also of issue X, but as shown in

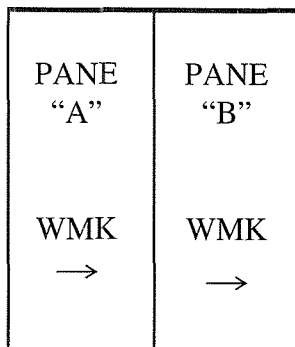


fig. (a)

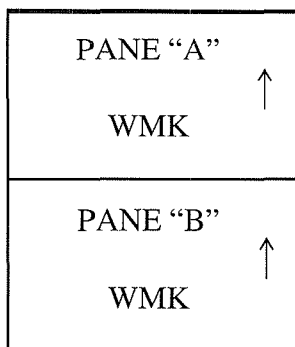


fig. (b)

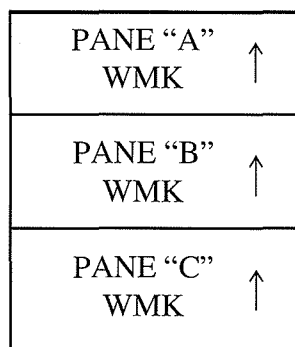


fig. (c)

figure (c) for all values of issue Y. Looking at the Printed Sheets as shown, stamps would be seen the right way up, hence why watermark is sideways in the 16c and 27c values of issue X and upright in the 2c and 6c values of issue X as well as in all values of issue Y. Perforator ran from top to bottom in figure (a) and from left to right in figures (b) and (c).

Imprint Blocks:

The Imprint "PRINTEX LIMITED MALTA" is seen below the fifth and sixth stamps of the bottom row, in the 2c and 6c values, in each Pane of each value, but below the middle stamp of the bottom row in the 16c and 27c values, in each Pane of each value, of issue X. The same Imprint is seen under the sixth stamp of the bottom row, in all Panes, of all values, of issue Y. Letters are 1mm high and printed in black. An Imprint Block of four, of any value, in issues X and Y, will contain only the Imprint.

A special hand postmark, with an appropriate motif, was used for cancellation on the first day of both issues.

Stamps of these issues were withdrawn from sale on the 26th May, 1999 (issue X) and on 10th June, 1999 (issue Y), unless stocks were previously exhausted.

Souvenir Sheet:

With issue Y, a Souvenir Sheet, measuring 122mm × 87mm was also issued. The three values of issue Y, having the same stamp size and perforation, were printed together in the Souvenir Sheet. The Watermark in the Souvenir Sheet is Maltese Crosses Sideways, instead of Upright as in the normal Panes. Thus individual stamps of any value, can still be distinguished whether they formed part of a Souvenir Sheet or a normal Pane, by means of the direction of the watermark.

The Printed Sheet of the Souvenir Sheets, consisted of sixteen Souvenir Sheets, made up of four rows of four Souvenir Sheets.