



L-Università
ta' Malta

MATSEC
Examinations Board



Statistical Report

Matriculation Certificate Examinations 2024

FOREWARD

The role of MATSEC goes beyond simply administering examinations; it is our responsibility to uphold educational standards, ensure fair assessment of candidates, and provide valuable insights to stakeholders to improve the quality of education. Central to this mission is a commitment to placing candidates and their personal development at the heart of our work. We collaborate closely with a variety of stakeholders to achieve these goals, striving to create an environment where every student can thrive.

This report serves as a vital tool for reflecting on our continuous efforts to refine and enhance our assessment processes. It also contributes to the broader dialogue surrounding education, candidate success, and the evolving landscape of assessment. This statistical report highlights the resilience of candidates, educators, and institutions as they adapt to changing educational environments. The data presented offers key insights into candidate performance, identifying both areas of strength and those where improvement is needed—particularly with regard to absenteeism. Unfortunately, this report once again notes a concerning issue: the high rate of absenteeism during exams. This problem is largely linked to candidates registering for exams before completing their full two-year course, often leaving them unprepared. As a result, candidates may struggle to attend or perform well in their exams, impacting their overall success.

A significant part of the Matriculation Certificate is IM Systems of Knowledge, which, despite sometimes being seen as an additional subject, provides immense value to candidates' academic and personal development. Although it may appear to be an extra challenge, Systems of Knowledge plays a crucial role in promoting a well-rounded education. As Fr. Peter Serracino Ingloft noted, "The aim of education is not merely to fill the mind with facts but to nurture the ability to think critically and connect knowledge across disciplines." This interdisciplinary approach encourages candidates to think critically and draw connections across various fields of knowledge, equipping them with the tools to solve complex problems from multiple perspectives. By fostering these skills, Systems of Knowledge not only enriches their academic experience but also prepares them to navigate the challenges of an increasingly interconnected world.

This report provides a comprehensive analysis of the 2025 Matriculation Examination sessions. It covers key aspects of the examination administration, including a thorough examination of registration data and results from both the First (March-June) and Second (September) sessions. Additionally, it highlights statistical trends from previous years, offering valuable insights into the ongoing evolution of the Matriculation Certificate.

I would like to express my sincere gratitude to the entire MATSEC team for their unwavering commitment and tireless efforts throughout the year. I also extend my thanks to the Examinations Department and to all schools and colleges. It is through the collaborative efforts of all involved that we ensure each candidate is given the opportunity to reach their full potential.

The Director
MATSEC
February 2025

TABLE OF CONTENTS

EXECUTIVE SUMMARY	7
1. INTRODUCTION	8
Background	8
Administrative Information	9
Requests for Examination Access Arrangements	11
The Examination Centres	11
Oral Examinations	12
Coursework	13
Practical Examinations	13
Revision of Papers	15
Examiners' Reports	15
2. FIRST SESSION REGISTRATIONS	16
3. FIRST SESSION RESULTS	29
4. SECOND SESSION REGISTRATIONS	40
5. SECOND SESSION RESULTS	43
6. GENERAL STATISTICS	51
Registrations	51
Trends in Subject Choice	53
Passes in 2022	59
Revision of Papers	64
7. CONCLUSION	67
APPENDIX A	68
APPENDIX B	76

Statistical Report (2024): Matriculation Certificate Examinations

LIST OF TABLES

Table 1.1: Grade Points Awarded per Grade	9
Table 1.2: Registrations for Matriculation Examinations 2024	10
Table 1.3: Oral Examinations: Advanced Level	12
Table 1.4: Oral Examinations: Intermediate Level	13
Table 1.5: Advanced Level Practical Examinations (First Session)	14
Table 1.6: Advanced Level Practical Examinations (Second Session)	14
Table 1.7: Intermediate Level Practical Examinations (First Session)	14
Table 1.8: Intermediate Level Practical Examinations (Second Session)	14
Table 2.1: Total Number of Candidates Sitting for Matriculation Examinations	16
Table 2.2: First Session Registrations by Year of Birth and Sex	16
Table 2.3: Matriculation Examination First Session Registrations by Subject and Sex	18
Table 2.4: First Session Registrations by Number of Subjects, Level and Sex	22
Table 2.5: Number of Requests for Examination Access Arrangements by Presenting Condition	23
Table 2.6: Number of Registrations by Subject by Candidates who Requested Access Arrangements	24
Table 2.7: First Session Registrations of Matriculation Examinations Candidates by Region and Locality	25
Table 2.8: First Session Registrations for Revision of Papers	28
Table 3.1: First Session - Advanced Level Results by Subject and Sex	29
Table 3.2: First Session - Intermediate Level Results by Subject and Sex	32
Table 3.3: First session candidates attaining Grades A to C in subjects at Advanced level	35
Table 3.4: Percentage of 2024 First session candidates attaining Grades A to C in subjects at Intermediate level	35
Table 3.5: First Session – Percentage of candidates obtaining Grades A to C per subject with and without absent candidates.	36
Table 3.6: First Session – Results of Candidates with Examination Access Arrangements	37
Table 3.7: First Session – Summary of results of candidates with EAA and candidates without EAA	38
Table 3.8: First Session - Outcomes of Requests for Revision of Papers	38
Table 3.9: Matriculation Certificates Awarded in the First Session	39
Table 4.1: Total Number of Candidates Sitting for the Second Session	40
Table 4.2: Registrations for the Second Session by Year of Birth and Biological Sex	40
Table 4.3: Second Session Matriculation Examination Registrations by Subject and Biological Sex	41
Table 4.4: Second Session Intermediate Level Registrations by Number of Subjects and Biological Sex	42
Table 4.5: Second Session Registrations for Revision of Papers	42
Table 5.1: Second Session - Advanced Level Results by Subject and Sex	43
Table 5.2: Second Session - Intermediate Level Results by Subject and Biological Sex	46
Table 5.3: Second Session – Outcomes of Requests for Revision of Papers	49
Table 5.4: Matriculation Certificates Awarded in the Second Session	50
Table 6.1: Matriculation Certificates Awarded (First and Second Sessions)	59
Table 6.2: Passes in Advanced Level Subjects (First and Second Sessions)	61
Table 6.3: Passes in Intermediate Level Subjects (First and Second Sessions)	62
Table 6.4: Percentage Applications for Revision of Papers by Year, Session and Level	64
Table 6.5: Percentage Upgrades from Revision of Papers by Year, Session and Level	65
Table B.0.1: Subject combinations: Advanced level subjects (First session)	77
Table B. 0.2: Subject combinations: Intermediate level subjects (First session)	78

Statistical Report (2024): Matriculation Certificate Examinations

LIST OF FIGURES

Figure 2.1: Advanced Registration by Sex: Group 1	19
Figure 2.2: Advanced Registration by Sex: Group 2	19
Figure 2.3: Advanced Registration by Sex: Group 3	19
Figure 2.4: Advanced Registration by Sex: Group 4	20
Figure 2.5: Intermediate Registration by Sex: Group 1	20
Figure 2.6: Intermediate Registration by Sex: Group 2	20
Figure 2.7: Intermediate Registration by Sex: Group 3	21
Figure 2.8: Intermediate Registration by Sex: Group 4	21
Figure 2.9: Advanced Registration per Group by Sex	21
Figure 2.10: Intermediate Registration per Group by Sex	22
Figure 2.11: First Session Registrations of Matriculation Examinations Candidates by Region	27
Figure 6.1: Total Number of Candidates Registering for Matriculation Examinations, by Year	51
Figure 6.2: Number of Candidates using the Second Session as a First Sit, by Year and Sex	52
Figure 6.3: Percentage of absent candidates in the First session, by year of examination	52
Figure 6.4: Number of Candidates applying for Access Arrangements, by year of examination	53
Figure 6.5: Trends in Registrations: Advanced Group 1 Subjects	53
Figure 6.6: Trends in Registrations: Advanced Group 2 Subjects	54
Figure 6.7: Trends in Registrations: Advanced Group 3 Subjects	54
Figure 6.8: Trends in Registrations: Advanced Group 4 Subjects	55
Figure 6.9: Trends in Registrations: Intermediate Group 1 Subjects	56
Figure 6.10: Trends in Registrations: Intermediate Group 2 Subjects	56
Figure 6.11: Trends in Registrations: Intermediate Group 3 Subjects	57
Figure 6.12: Trends in Registrations: Intermediate Group 4 Subjects	57
Figure 6.13: Trends in Registrations: Intermediate Systems of Knowledge	58
Figure 6.14: Percentage of the 18-year-old cohort who qualified for the Matriculation Certificate, by Year of Assessment and Sex	60
Figure 6.15: Percentage Applications for Revision of Papers by Year, Session and Level	66
Figure 6.16: Percentage Upgrades from Revision of Papers by Year, Session and Level	66

LIST OF ABBREVIATIONS

ADSC – Access - Disability Support Committee (at the Università ta’ Malta)

AM – Advanced Matriculation

IM – Intermediate Matriculation

EAA – Examination Access Arrangement

MATSEC – Matriculation and Secondary Education Certificate

SBA – School Based Assessment (assessment used to evaluate candidate learning which is performed during their course and can be set by teachers, schools or the MATSEC Examinations Board depending on the case)

SEC – Secondary Education Certificate

SEC IIA – SEC Paper IIA option

SEC IIB – SEC Paper IIB option

UM – Università ta’ Malta

NSO – National Statistics Office

EXECUTIVE SUMMARY

This report presents an overview of the 2024 Matriculation Examination sessions, covering key statistics related to registrations, candidate demographics, subject trends, results, and other relevant indicators. It also includes historical comparisons to highlight trends that have been developing over the years.

The 2024 sessions mark the twelfth full session since the regulatory changes in 2012 and the sixth session where the Government of Malta covered candidates' registration fees. A notable trend in 2024 is the continued rise in candidates opting for the Second session as their first attempt, even as overall registration numbers decline, and high rates of absenteeism.

In 2024, a total of 3,668 candidates registered for the First examination session, while 2,686 candidates registered for the Second session, resulting in a combined total of 4,585 individual registrations. A significant percentage (34.1%, 917 candidates) of Second session candidates used this session as their first attempt.

Absenteeism remains a concern, with absence rates in the First session continuing the trend observed since the introduction of fully subsidised examination fees. The percentage of absent candidates in 2024 stands at 12.9% (AM) and 15.3% (IM), markedly higher than the pre-2019 averages of 6.8% (AM) and 4.5% (IM).

The number of candidates applying for Examination Access Arrangements (EAA) has reached its highest recorded level. A total of 193 candidates (5.3% of First session candidates) applied for EAA in 2024, surpassing the previous record set in 2023.

Some trends in candidate subject choices are noticeable. AM English remains the most popular subject at Advanced level, with an increasing number of registrations, while candidates opting for the subject at IM level continue to decrease. Group 2, and especially Group 4, subjects remain generally less popular than those in Groups 1 and 3, although AM Marketing is a popular option within its group. As from this year, AM Computing has been reassigned to Group 3 from Group 4, leaving AM Art as the most popular subject in this group. The most popular subject combinations at AM level remain Biology and Chemistry; English and Maltese; Pure Mathematics and Physics; and Marketing and Accounting or Economics

A total of 1,383 candidates obtained the Matriculation Certificate in 2024, with 1,178 from the 2006 cohort. This means that 64% of the registering candidates in this cohort obtained the certificate, accounting for 26.9% of all 18-year-olds in Malta (21.1% of males and 33.3% of females). Subject pass rates in 2024, as in previous years, show a higher success rate in the First session compared to the Second session. High absenteeism rates complicate direct comparisons of performance across years.

The percentage of candidates requesting Revisions of Papers in 2024 is 9.1% (AM) and 3.3% (IM) in the First session, and 4.4% (AM) and 3.9% (IM) in the Second session. The percentage of successful grade revisions remains low, with only 0.9% of AM requests and 2.8% of IM requests leading to an upgrade in the First session.

1. INTRODUCTION

Background

The Matriculation and Secondary Education Certificate (MATSEC) Examinations Board was set up in 1991. It is responsible for external examinations at two levels: (a) the Matriculation examinations which have replaced the GCE A-levels and (b) the Secondary Education Certificate (SEC) examinations which have replaced the General Certificate of Education Ordinary Level (GCE O-level) offered by English examination boards. The MATSEC Examinations Board offers examinations at Advanced (AM) and Intermediate Matriculation (IM) levels. Some candidates may sit for examinations in single subjects while other candidates may sit for several subjects as required to qualify for the Matriculation Certificate.

The Matriculation Certificate is based on the International Baccalaureate model that maintains that students develop into more mature individuals if their studies cover both the areas of the Humanities and the Sciences. In the Matriculation Certificate qualification, subjects are divided into four groups and students must choose one subject from each of Groups 1, 2, and 3 and any other two subjects. This structure ensures that candidates choose subjects from both the Humanities and the Sciences areas. In addition, all students who are aiming to be awarded the Matriculation Certificate are to sit for Systems of Knowledge, a pass in which is obligatory to be awarded this certificate. In this system of examinations, students normally study two subjects at Advanced level and another four at Intermediate level, including Systems of Knowledge. Some students may choose to sit for a different mix of Advanced and Intermediate examinations and this option is covered in the regulations. Although any of the subjects offered may be chosen, there are some restrictions laid out in the regulations for the award of the Matriculation Certificate (<http://www.um.edu.mt/matsec/regulations>).

The Matriculation Certificate requirements are intended to provide an opportunity for all students finishing post-secondary school education to obtain external certification for the subjects studied at school. The Matriculation Certificate is the general entry requirement into the University of Malta. In addition, certain Faculties have special course requirements in terms of the subjects needed for admission and the grades that are acceptable for further studies in particular areas. The Matriculation Certificate can be obtained over a period of five years.

The First session of the examinations is held in March-June while a Second session is held in August-September. The regulations of these examinations were first published in 1994, and candidates took the examinations for the first time in 1997. These regulations were amended in 2012 to give candidates the opportunity to qualify for the Matriculation Certificate over a period of five years but the other criteria were not changed. These had resulted in a substantial increase in registrations for the Second session. It has now become quite normal for candidates to sit for MC examinations the first time in a Second session before they finish studying the subject/s at the respective educational institution.

The criteria to obtain the Matriculation Certificate require candidates to obtain a pass in at least one of the subjects offered in each of Groups 1, 2, and 3 and Systems of Knowledge and gain at least 44 grade points. The Certificate is issued once and it is not graded. The results of the individual subjects are graded A to E, with Grade A being the highest grade. Grade points are awarded as shown in Table 1.1.

Statistical Report (2024): Matriculation Certificate Examinations

Table 1.1: Grade Points Awarded per Grade

Grade	Grade Points Awarded	
	Advanced Level	Intermediate Level
A	30	10
B	24	8
C	18	6
D	12	4
E	6	2

In the Second session, candidates are allowed to sit for only one subject at Advanced level, up to a maximum of four subjects at Intermediate level – one from each of Groups 1, 2, 3 and 4 – and Systems of Knowledge. The same restrictions apply to candidates irrespective of whether they are re-sitting for the examinations or sitting for them for the first time in the Second session.

The present document reports on the Matriculation Certificate examinations which took place in 2024. The report first gives an overview of the administration aspect of the examinations and then presents the registration data and results of both the First and Second sessions. It also presents general statistics of the sessions which have taken place between 1998 and 2024 to indicate trends that have been developing since the Matriculation Certificate system of examinations was introduced in the Maltese islands.

Administrative Information

The following subjects were offered for examination:

Accounting	Applied Mathematics	Arabic
Art	Biology	Chemistry
Classical Studies*	Computing	Economics
Engineering Drawing**	Graphical Communication**	Engineering Drawing and Graphical Communication*
English	Environmental Science*	French
Geography	German	Greek
History	Home Economics	Information Technology
Italian	Latin	Maltese
Marketing	Music	Physical Education*
Philosophy	Physics	Psychology*
Pure Mathematics	Religious Knowledge	Russian
Sociology	Spanish	Systems of Knowledge*
Theatre and Performance		
*Offered at Intermediate Level only		
**Offered at Advanced Level only		

Statistical Report (2024): Matriculation Certificate Examinations

The subjects are grouped as follows. This is the first year that the subject Computing is grouped with Group 3 subjects.

Group	Subjects
1	Arabic, English, French, German, Greek, Italian, Latin, Maltese, Russian, Spanish.
2	Accounting, Classical Studies, Economics, Geography, History, Marketing, Philosophy, Psychology, Religious Knowledge, Sociology.
3	Applied Mathematics, Biology, Chemistry, Computing, Environmental Science, Physics, Pure Mathematics.
4	Art, Engineering Drawing, Graphical Communication, Home Economics and Human Ecology, Information Technology, Music, Physical Education, Theatre and Performance.
	Systems of Knowledge

The timetables for both the First and Second sessions were issued in mid-October 2023 on the MATSEC website (a copy is available as Appendix A). Registration for the First Session of examinations took place between the 25 October and 8 November 2023. Late applications were received on the 15 and 16 November 2023. All registrations pertinent to the First Session, whether normal, late, or very late, took place online via the new MATSEC Portal (www.um.edu.mt/matsec/register). Registration for the Second session took place between the 18 and 23 July 2023. Late applications were received on the 25 and 26 July 2023. Applications for the Second session were received and processed by MATSEC. For both sessions, very late registrations followed the late registration period.

A total of 3,668 candidates (1,563 males and 2,105 females) registered for the First session of Matriculation examinations of 2023. Of these, 1,186 (32.3%) candidates registered for enough examinations to obtain the Matriculation Certificate following the First session.

A total of 2,686 candidates (1,199 males and 1,487 females) sat for the Second session of Matriculation examinations of 2023. Of these, 1,769 (65.9%) candidates had sat for one or more examinations in the First session while 849 (32.4%) candidates used the Second session of 2023 as their first sit for the year. Table 1.2 below shows the number of subject registrations for the Advanced and Intermediate Matriculation examinations in 2023.

Table 1.2: Registrations for Matriculation Examinations 2024

Session	Advanced Level			Intermediate Level		
	Males	Females	Total	Males	Females	Total
First Session	1236	1696	2932	1353	1770	3123
Second Session	574	730	1304	987	1222	2209

The written examinations took place between 29 April and 16 June 2023 for the First session. Results were sent by SMS and result slips on the 13 July 2023. In this session, there were 3,791 (99.9%) of the Matriculation Examination candidates who applied to receive their results by SMS. For the Second session, examinations took place between 28 August and 7 September 2023. Results were sent on the 27 September by post and by SMS for the 2,564 (97.9%) candidates who applied for the service.

Requests for Examination Access Arrangements

Requests for Examination Access Arrangements (EAAs) during MATSEC examinations were received during the period of registration. Candidates could register for EAAs by submitting Form A which is available to download from the MATSEC website. As from 2023, schools could register their candidates for EAA using the MATSEC Portal. This year, 193 applicants were granted EAAs for the First session after being considered by the ACCESS-Disability Support Committee of the Università ta' Malta. Besides these candidates, for the Second session, there were 34 new requests for EAAs.

The Examination Centres

The administration of the examinations in the different centres, including the running of the centres and invigilation during examinations, is the responsibility of the Examinations Department, Floriana.

A total of 17 centres were used for the First session with no examinations being held abroad. These are listed below. Some of the centres only accommodated a few Matriculation level examinations to accommodate candidates sitting for other MATSEC examinations.

- G F Abela Junior College
- Giovanni Curmi Higher Secondary
- Gozo College Secondary School
- Gozo Examinations Centre
- Maria Regina College Secondary Zokrija
- Ninu Cremona Lyceum Complex
- San Gorg Preca College Secondary School Hamrun
- Sir M. A. Refalo
- St Aloysius College
- St. Benedict College Secondary School Kirkop
- St. Gorg Preca Middle School Blata l-Bajda
- St. Ignatius Secondary School Handaq
- St. Margaret College Secondary School Verdala
- St. Theresa College Middle School Ta' Paris
- Stella Maris College
- University of Malta

Statistical Report (2024): Matriculation Certificate Examinations

A total of 11 centres were used for the Second session. These are shown below. In addition, 11 examinations were conducted abroad (two countries, Bulgaria and Croatia).

- G.F. Abela Junior College, Msida
- Giovanni Curmi Higher Secondary
- Gozo College Secondary School
- Gozo Examination Centre
- Sir Mikelang Refalo Post Secondary School Gozo
- St Aloysius College
- St Clare College Pembroke Secondary School
- St Theresa College Middle School Ta' Paris
- St Thomas Moore College MVPA
- St. Aloysius' College Sports Ground
- University of Malta

Oral Examinations

The two tables that follow show the dates of oral examinations for subjects with such a component. Table 1.3 shows information for subjects at Advanced level while Table 1.4 shows the same information for Intermediate level subjects. An expression of interest for teachers and other professionals to act as examiners for oral examinations was published on the MATSEC website and circulated across schools.

Table 1.3: Oral Examinations: Advanced Level

Subject	Dates
Arabic	17 April
English	20,26 March, 9,15,18 April
French	15 April
German	17 April
Italian	20 April
Maltese	18,21 March, 5,10 April
Music	3 June
Russian	17 April
Spanish	17 April

Statistical Report (2024): Matriculation Certificate Examinations

Table 1.4: Oral Examinations: Intermediate Level

Subject	Dates
Arabic	22 April
English	14,15 March, 4,8,11 April
French	26 March
German	22 April
Italian	6 April
Maltese	13 April
Russian	22 April
Spanish	22 April

Coursework

There were six subjects at Advanced Level with a coursework component in 2024. These were: Art, Engineering Drawing, Graphical Communication, Information Technology, Geography and Home Economics and Human Ecology. Four subjects had a coursework component at Intermediate Level in 2024. These were: Art, Computing, Information Technology, and Systems of Knowledge. AM Biology and AM and IM Theatre and Performance have an ongoing assessment component which candidates present before the practical examination for the subject.

The coursework of private candidates for both Advanced and Intermediate Level subjects was to be presented to MATSEC, Università ta' Malta or the Examinations Centre, Victoria, Gozo by the 13th March for the first session and by the 26th July 2024 for the Second session. Private candidates and a sample of school candidates were called for an interview in relation to the work presented for the coursework component of the subjects under consideration.

Practical Examinations

Practical examinations at Advanced Level were held in the following subjects: Biology, Chemistry, Physics and Theatre and Performance.

Table 1.5 shows the dates of these examinations and the examination centres used for the First session. Table 1.6 shows the data for the Second session for the subjects in which there were registrations.

Statistical Report (2024): Matriculation Certificate Examinations

Table 1.5: Advanced Level Practical Examinations (First Session)

Subject	Dates	Examination Centres
Biology	6 June	Biology Labs University of Malta, G.F. Abela Junior College, Gozo College Secondary School, Stella Maris College
Chemistry	13 June	Biology Labs University of Malta, G.F. Abela Junior College, Gozo College Secondary School, Stella Maris College
Physics	4 June	Biology Labs University of Malta, G.F. Abela Junior College, Gozo College Secondary School
Theatre and Performance	5, 10, 11, 12 June	G.F. Abela Junior College, Giovanni Curmi HS, Sir Mikelang Refalo Gozo, St Aloysuis College 6 th Form

Practical examinations at Intermediate level were held for Physical Education and Theatre and Performance Studies. Table 1.7 shows the dates and examination centres for these examinations for the First session. Table 1.8 shows the data for the Second session.

Table 1.6: Advanced Level Practical Examinations (Second Session)

Subject	Dates	Examination Centres
Music	6 September	Gozo College Secondary School University of Malta
Biology	28 August	G.F. Abela Junior College
Chemistry	28 August	G.F. Abela Junior College
Physics	28 August	University of Malta

Table 1.7: Intermediate Level Practical Examinations (First Session)

Subject	Dates	Examination Centres
Physical Education	9 April	St Aloysius' College Sports Complex
Theatre and Performance	4, 10, 11, 12 June	G.F. Abela Junior College, Giovanni Curmi HS, Sir Mikelang Refalo Gozo, St Aloysuis College

Table 1.8: Intermediate Level Practical Examinations (Second Session)

Subject	Dates	Examination Centres
Music	6 September	University of Malta
Physical Education	28 August	St Aloysius' College Sports Complex

Revision of Papers

Candidates who are not satisfied with the grade awarded to them in any subject may register for the service of a Revision of Papers. Information about the registration period for this service is posted to the candidates with their result slip. For each subject, an additional examiner is appointed to review the papers of the candidates who ask for a Revision of Papers. A brief report on the candidate's performance is written in each case. This is forwarded to the candidate. A fee of €40 per Intermediate Level subject and of €45 per Advanced Level subject is paid on registration. This fee is refundable in cases where the examiners' panel recommends a change in the original grade, which can only be an upgrade.

Registration for the service of a Revision of Papers took place between 18 and the 23 July 2024 for the First session and on the 2 and 3 October 2024 for the Second session at MATSEC, Università ta' Malta. For Advanced Matriculation subjects, there were 469 registrations following the First session and 57 registrations following the Second session. For Intermediate Matriculation subjects, there were 246 registrations for a revision of paper following the First session and 150 following the Second session.

Examiners' Reports

For each subject, the Chairperson is required to write an Examiners' Report on the performance of the candidates in the examination. The information for this report is compiled from notes and comments made by the subject markers involved in the process. This report provides statistical data on the grades awarded and gives detailed feedback on the performance of the candidates. These reports are posted on the MATSEC website.

2. FIRST SESSION REGISTRATIONS

The total number of candidates who registered for the 2024 First session of examinations is given in Table 2.1. Candidates born in 2006 are 18 years of age by the end of the examinations in 2023. As this was the modal age at which candidates used to sit for MC examinations, the number of registrations from this cohort is given. In 2024, 48.7% of the candidates for the First session were 18-year-olds and 556 candidates (15.2%) sat for a combination of subjects which could qualify them for the Matriculation Certificate. A total of 823 (22.4%) of registrants were 17-year-olds.

Table 2.1: Total Number of Candidates Sitting for Matriculation Examinations

	Males	Females	Total
All Candidates	1563	2105	3668
2006 cohort	774	1011	1785
2007	375	448	823
2005	210	247	457

Table 2.2 presents the number of registrations for the First session of Advanced and Intermediate Level examinations by year of birth and sex.

Table 2.2: First Session Registrations by Year of Birth and Sex

Year	Advanced Level			Intermediate Level		
	Males	Females	Total	Males	Females	Total
<2000	57	151	208	17	47	64
2000	6	7	13	4	3	7
2001	7	16	23	5	11	16
2002	18	19	37	17	16	33
2003	18	33	51	16	29	45
2004	60	106	166	43	88	131
2005	188	225	413	157	199	356
2006	755	992	1747	741	962	1703
2007	126	145	271	348	413	761
2008	1	2	3	4	2	6
2009	0	0	0	1	0	1
Total	1236	1696	2932	1353	1770	3123

The largest number of registrations for both Advanced and Intermediate Level examinations, 59.6% and 54.7% respectively, belonged to the 2006 cohort. This is the cohort that turned eighteen years of age in 2024.

The National Statistics Office (NSO) stated that there were 4,379 people (2,295 males and 2,084 females) who were born in 2006 and residing in Malta in 2024. This means that 39.5% of the 18-year-old cohort (32.9% of males and 47.6% of females) registered for Matriculation examinations in the First session of 2024. While these calculations are more real as they consider emigrations, immigrations, and deaths, it is difficult to compare with the values published in earlier statistical reports.

Table 2.2 indicates that, in both Advanced and Intermediate Level examinations, there were more registrations from female rather than male candidates. At Advanced Level, 57.8% of registrations were from females while at Intermediate Level, 56.7% of registrations were from females.

After the change in regulations in 2012, an increase in the candidates who sit for MC examinations at the age of 17 was noted. In the 2024 First session, there were 271 (9.2%) registrations for Advanced level subjects and 761 (24.4%) registrations for Intermediate level subjects from the 2007 cohort. Moreover, there were six candidates aged 16 for the First session of 2024 and 111 who registered for the Second session. One 15-year-old candidate registered for Intermediate examinations in the First Session of 2024. Sixteen of the candidates sitting for Matriculation examinations in 2024 were more than 60 years old, with the oldest candidate being 70 years old.

Table 2.3 on the next page provides information on the numbers of candidates, males and females, who applied for the Matriculation examinations at Advanced and Intermediate levels in the different subjects. The figures that follow present the data graphically for each group of subjects. Figures 2.1 to 2.4 present the numbers of male and female registrations per subject at Advanced (AM) level while Figures 2.5 to 2.8 present data for subjects at Intermediate (IM) level.

Statistical Report (2024): Matriculation Certificate Examinations

Table 2.3: Matriculation Examination First Session Registrations by Subject and Sex

Subject	Advanced Level			Intermediate Level		
	Males	Females	Total	Males	Females	Total
Accounting	107	155	262	27	23	50
Applied Maths	8	2	10	16	14	30
Arabic	3	12	15	2	6	8
Art	18	57	75	4	12	16
Biology	187	338	525	84	317	401
Chemistry	153	239	392	11	21	32
Classical Studies				24	45	69
Computing	120	26	146	62	30	92
Economics	78	50	128	28	36	64
Eng. Drawing & Graph. Comm.				63	32	95
Engineering Drawing	0	1	1			
English	229	566	795	478	446	924
Environmental Science				144	218	362
French	6	17	23	18	48	66
Geography	21	17	38	40	28	68
German	11	16	27	21	36	57
Graphical Communication	14	19	33			
Greek	0	0	0	0	0	0
History	49	25	74	34	19	53
Home Econ. & Human Ecology	12	57	69	9	56	65
Information Technology	41	20	61	41	19	60
Italian	18	33	51	14	37	51
Latin	0	1	1	0	1	1
Maltese	162	365	527	71	105	176
Marketing	258	293	551	194	240	434
Music	4	8	12	6	8	14
Philosophy	48	61	109	106	166	272
Physical Education				107	56	163
Physics	247	148	395	139	153	292
Psychology				233	566	799
Pure Maths	332	169	501	245	252	497
Religious Knowledge	19	27	46	67	70	137
Russian	1	8	9	5	6	11
Sociology	68	173	241	116	195	311
Spanish	11	21	32	14	28	42
Systems of Knowledge				763	953	1716
Theatre and Performance	3	18	21	5	21	26

Statistical Report (2024): Matriculation Certificate Examinations

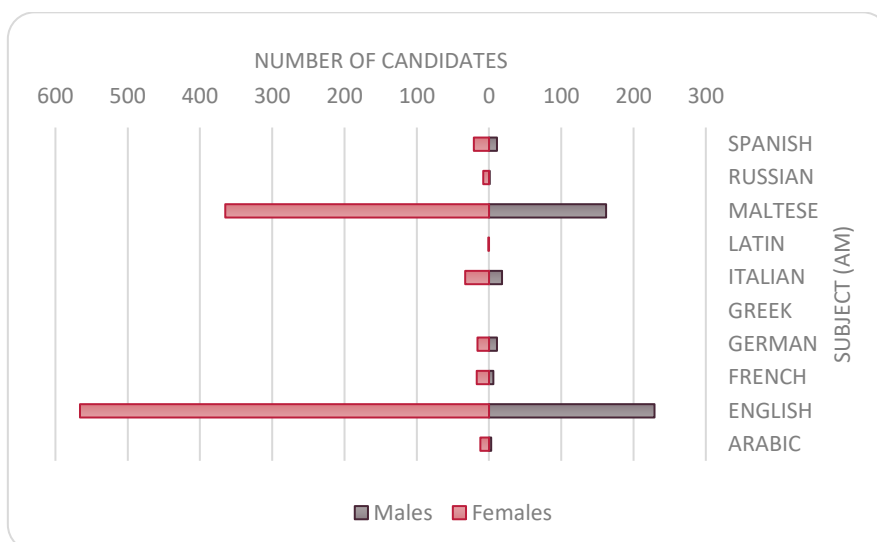


Figure 2.1: Advanced Registration by Sex: Group 1

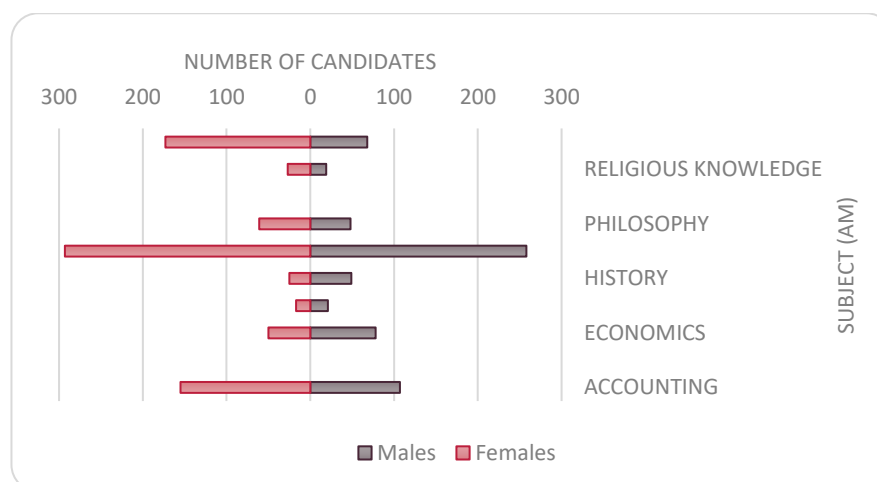


Figure 2.2: Advanced Registration by Sex: Group 2

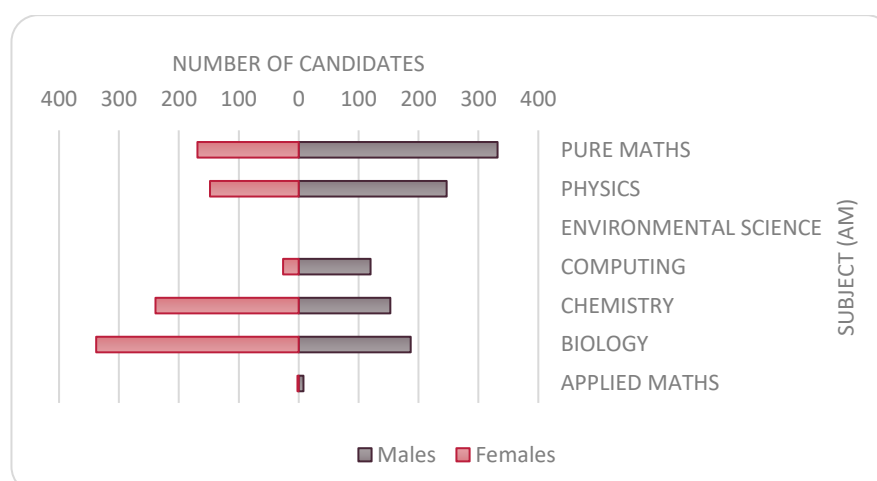


Figure 2.3: Advanced Registration by Sex: Group 3

Statistical Report (2024): Matriculation Certificate Examinations

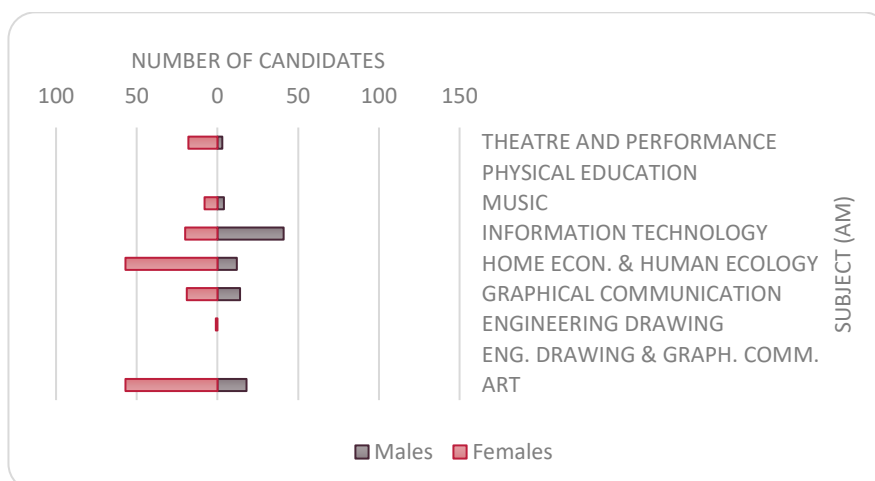


Figure 2.4: Advanced Registration by Sex: Group 4

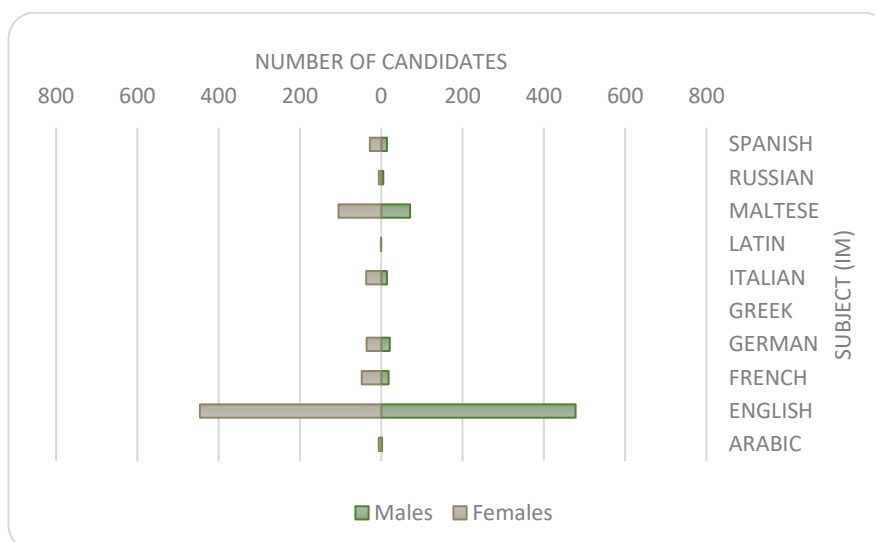


Figure 2.5: Intermediate Registration by Sex: Group 1

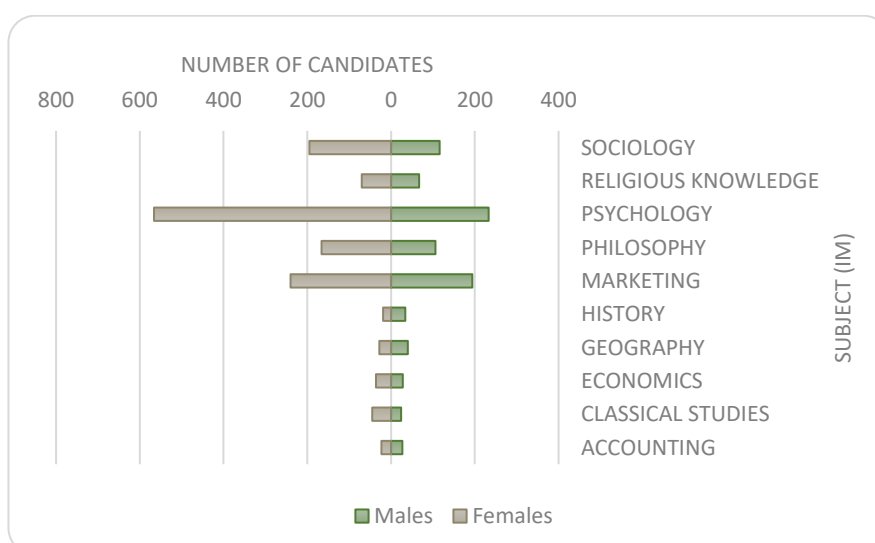


Figure 2.6: Intermediate Registration by Sex: Group 2

Statistical Report (2024): Matriculation Certificate Examinations

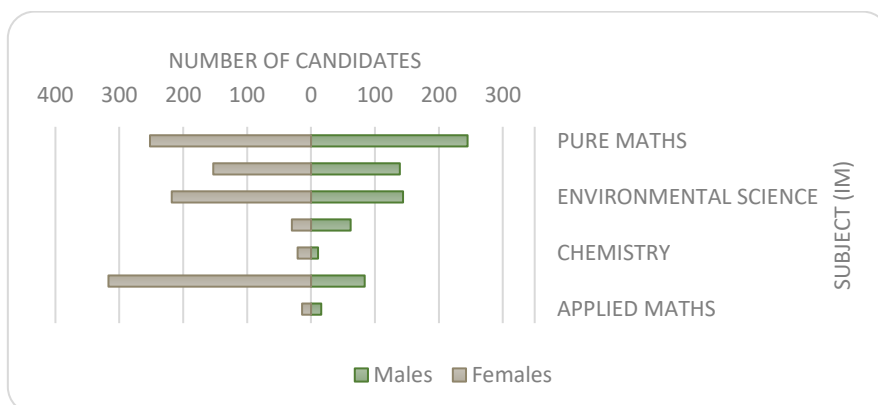


Figure 2.7: Intermediate Registration by Sex: Group 3

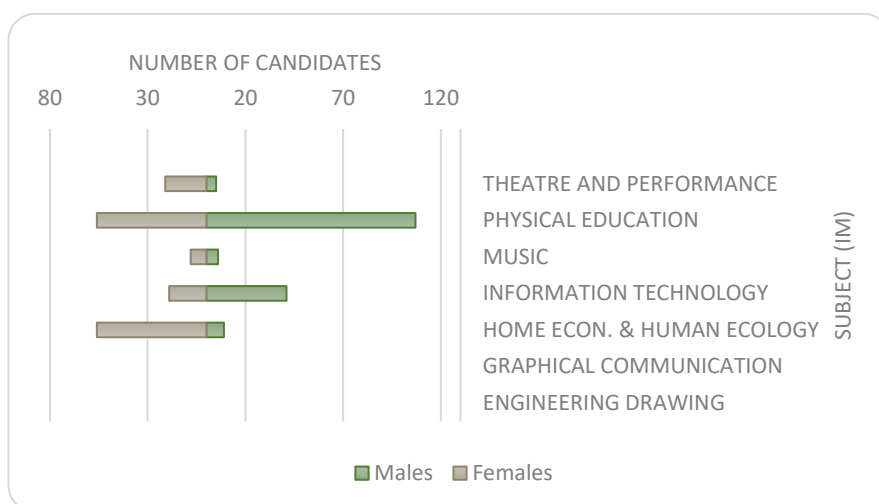


Figure 2.8: Intermediate Registration by Sex: Group 4

Figures 2.9 and 2.10 below illustrate this information by presenting the numbers of male and female registrations per Group of subjects at Advanced (AM) and Intermediate (IM) levels respectively.

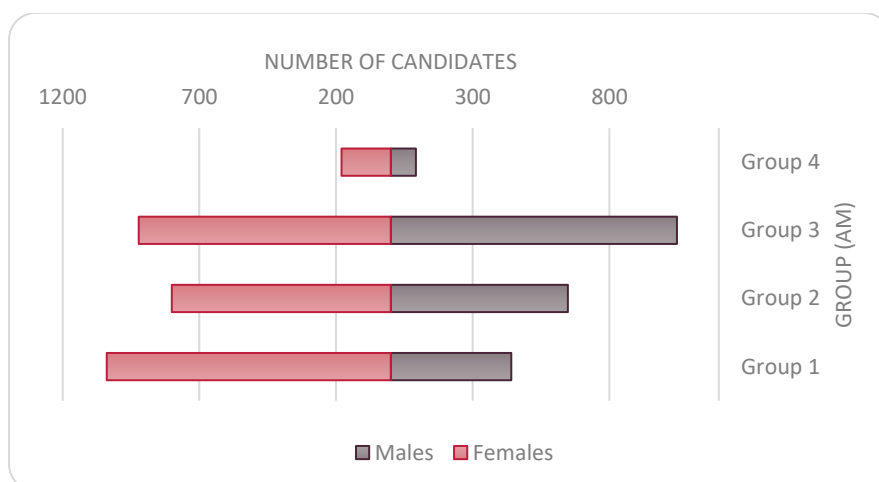


Figure 2.9: Advanced Registration per Group by Sex

Statistical Report (2024): Matriculation Certificate Examinations

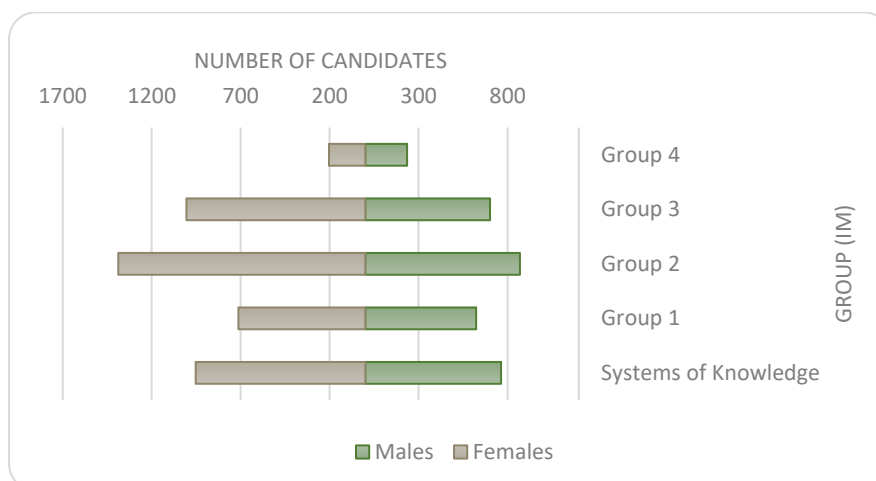


Figure 2.10: Intermediate Registration per Group by Sex

Although the award of the Matriculation Certificate depends on passes in two subjects at Advanced Level, three at Intermediate Level, and Systems of Knowledge, several candidates do not sit for this number of examinations. Table 2.4 below provides information on the numbers of candidates, males and females, who applied for one to seven subjects at Advanced Level and at Intermediate Level in the different subjects, including Systems of Knowledge.

Table 2.4: First Session Registrations by Number of Subjects, Level and Sex

Number of Subjects	Advanced Level			Intermediate Level		
	Males	Females	Total	Males	Females	Total
1	335	569	904	374	462	836
2	828	1025	1853	418	559	977
3	59	89	148	282	370	652
4	10	9	19	264	334	598
5	4	4	8	11	39	50
6				4	5	9

This year there were 193 candidates (5.3%) who requested examination access arrangements (EAAs) at this level. Table 2.5 shows the presenting conditions of these candidates. The percentage of registrations for EAAs is higher amongst male candidates (6.3% as opposed to 4.5% for female candidates).

It is important to point out that applications by candidates with disability were processed by the ACCESS - Disability Support Committee of the Università ta' Malta. This committee assesses which examination access arrangements are appropriate to enable these candidates to access the examinations at an equitable level with their peers. In general, special arrangements included extra time and rest periods, large print, rooms with fewer candidates, as well as special instructions to examiners, invigilators and markers.

Statistical Report (2024): Matriculation Certificate Examinations

Table 2.5: Number of Requests for Examination Access Arrangements by Presenting Condition

Condition	M	F	Number of Candidates
ADD/ADHD	19	22	41
Autism Spectrum Disorder	11	6	17
DCD/Dyspraxia	11	1	12
Hearing Impairment	1	3	4
Last minute Injuries	1	1	2
Medical Condition	7	6	13
Mental Health	9	15	24
Mobility Problems	1	3	4
SpLD/ADHD	18	18	36
SpLD/Dyslexia	14	18	32
Visual Impairment	7	1	8
TOTAL	99	94	193

Statistical Report (2024): Matriculation Certificate Examinations

Table 2.6 shows the number of registrations by subject at Advanced and Intermediate levels made by candidates who requested EAA. Subjects with no registrations at both levels are omitted from this table.

Table 2.6: Number of Registrations by Subject by Candidates who Requested Access Arrangements

Subject	AM	IM
Accounting	27	5
Applied Maths	1	1
Art	5	2
Biology	29	26
Chemistry	22	1
Classical Studies	0	3
Computing	8	5
Economics	7	3
Eng. Drawing & Graph. Comm.	0	4
English	47	48
Environmental Science	0	20
French	1	2
Geography	7	0
German	2	1
Graphical Communication	4	0
History	7	3
Home Econ. & Human Ecology	6	7
Information Technology	5	3
Italian	4	4
Maltese	28	7
Marketing	25	18
Music	0	2
Philosophy	5	15
Physical Education	0	5
Physics	24	12
Psychology	0	47
Pure Maths	27	28
Religious Knowledge	4	10
Russian	0	1
Sociology	18	19
Spanish	1	2
Systems of Knowledge	0	101
Theatre and Performance	0	1

Statistical Report (2024): Matriculation Certificate Examinations

Table 2.7 presents the number of candidates who registered for the Matriculation examinations from the different localities in Malta and Gozo. The data is grouped by locality as well as by region. Figure 2.11 graphically represents the number of candidates from the different regions.

Table 2.7: First Session Registrations of Matriculation Examinations Candidates by Region and Locality

Locality	Males	Females	Total
Southern Harbour	177	254	431
Vittoriosa	3	5	8
Cospicua	2	5	7
Fgura	33	43	76
Floriana	3	3	6
Isla	5	4	9
Kalkara	7	6	13
Luqa	13	23	36
Marsa	4	13	17
Paola	16	21	37
Santa Luċija	6	7	13
Tarxien	25	38	63
Valletta	12	16	28
Xgħajra	1	8	9
Żabbar	47	62	109
Northern Harbour	406	526	932
Birkirkara	73	95	168
Fleur-de-Lys	3	4	7
Gżira	14	26	40
Ħamrun	18	24	42
Kappara	19	14	33
Msida	19	22	41
Paceville	1	2	3
Pembroke	13	18	31
Pieta'	5	6	11
Qormi	36	55	91
San Ġiljan	26	31	57
San Ġwann	40	58	98
Santa Venera	34	38	72
Sliema	45	35	80
Swatar	20	22	42
Swieqi	37	67	104
Ta' Xbiex	3	9	12

Statistical Report (2024): Matriculation Certificate Examinations

South Eastern	232	343	575
Birżebbuġa	23	41	64
Għaxaq	15	31	46
Gudja	9	14	23
Kirkop	3	19	22
Marsascala	53	64	117
Marsaxlokk	15	13	28
Mqabba	20	20	40
Qrendi	6	12	18
Safi	3	13	16
Żejtun	36	50	86
Żurrieq	49	66	115
Western	271	332	603
Attard	64	63	127
Baħrija	3	20	23
Balzan	24	25	49
Dingli	7	19	26
Iklin	7	13	20
Lija	27	19	46
Mrieħel	0	0	0
Mtarfa	11	19	30
Rabat	33	48	81
Sigġiewi	36	34	70
Żebbuġ	59	72	131
Northern	312	437	749
Baħar iċ-Ċaġħaq	6	5	11
Buġibba	0	0	0
Burmarrad	4	5	9
Għargħur	18	23	41
Madliena	18	17	35
Manikata	0	0	0
Mellieħa	32	52	84
Mdina	0	0	0
Mġarr	12	19	31
Mosta	105	147	252
Naxxar	69	67	136
Qawra	0	1	1
San Pawl il-Baħar	48	101	149
Total	1398	1892	3290

Statistical Report (2024): Matriculation Certificate Examinations

Locality	Males	Females	Total
Gozo	165	213	378
Fontana	6	8	14
Għajnsielem	11	16	27
Għarb	7	6	13
Għasri	6	3	9
Kerċem	7	15	22
Marsalforn	4	3	7
Munxar	6	3	9
Nadur	17	26	43
Qala	8	14	22
San Lawrenz	2	1	3
Sannat	13	11	24
Santa Luċija	0	0	0
Victoria	34	40	74
Xagħra	31	35	66
Xewkija	8	23	31
Xlendi	0	0	0
Żebbuġ	5	9	14

The data presented in Table 2.7 is illustrated in Figure 2.11. In Malta, the largest number of registrations by region for the Matriculation Certificate comes from the Northern Harbour (25.4%) and Northern (20.4%) regions while least number of candidates comes from Gozo (10.3%) and Southern Harbour (11.8%) regions.

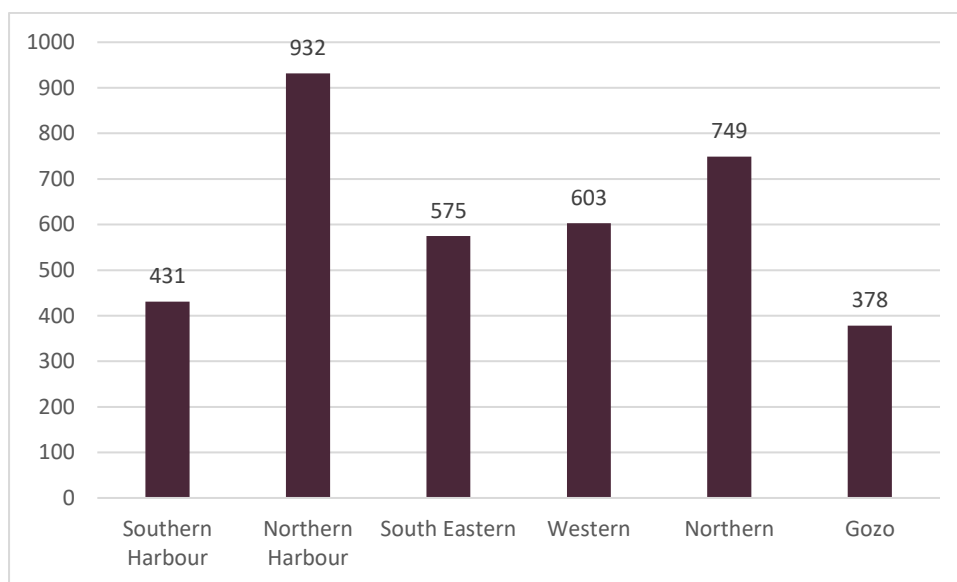


Figure 2.11: First Session Registrations of Matriculation Examinations Candidates by Region

Statistical Report (2024): Matriculation Certificate Examinations

Table 2.8 shows the number of candidates who requested a Revision of Papers following the First examination session. There were six subjects in which no requests for Revision of Papers were made at either Advanced or Intermediate level. These are Applied Maths, Arabic, Classical Studies, Engineering Drawing, Latin, Russian. Apart from Classical Studies, these are subjects with less than 30 candidates. Subjects with no registration for Revision of Papers at both levels are omitted in the table that follows.

Table 2.8: First Session Registrations for Revision of Papers

Subject	Advanced Level			Intermediate Level		
	Registered	Requested	%	Registered	Requested	%
Accounting	262	21	8.0	50	2	4.0
Art	75	8	10.7	16	0	0.0
Biology	525	59	11.2	401	16	4.0
Chemistry	392	52	13.3	32	0	0.0
Computing	146	19	13.0	92	6	6.5
Economics	128	4	3.1	64	1	1.6
Eng. Drawing & Graph. Comm.				95	3	3.2
English	795	114	14.3	924	36	3.9
Environmental Science				362	5	1.4
French	23	3	13.0	66	2	3.0
Geography	38	2	5.3	68	6	8.8
German	27	1	3.7	57	1	1.8
Graphical Communication	33	2	6.1			
History	74	6	8.1	53	1	1.9
Home Econ. & Human Ecology	69	4	5.8	65	2	3.1
Information Technology	61	3	4.9	60	3	5.0
Italian	51	3	5.9	51	2	3.9
Maltese	527	43	8.2	176	10	5.7
Marketing	551	29	5.3	434	24	5.5
Music	12	1	8.3	14	2	14.3
Philosophy	109	3	2.8	272	10	3.7
Physical Education				163	7	4.3
Physics	395	41	10.4	292	13	4.5
Psychology				799	21	2.6
Pure Maths	501	37	7.4	497	15	3.0
Religious Knowledge	46	3	6.5	137	5	3.6
Sociology	241	6	2.5	311	8	2.6
Spanish	32	3	9.4	42	0	0.0
Systems of Knowledge				1716	45	2.6
Theatre and Performance	21	2	9.5	26	0	0.0
Total	5170	469	9.1	7454	246	3.3

3. FIRST SESSION RESULTS

Table 3.1 presents the Advanced Level results by biological sex obtained in the different subjects for all candidates. Table 3.2 presents the same information for Intermediate Level results.

Table 3.1: First Session - Advanced Level Results by Subject and Sex

Subject	A	B	C	D	E	F	abs	Total
Accounting	18	37	57	35	34	44	37	262
Females	12	21	32	19	21	28	22	155
Males	6	16	25	16	13	16	15	107
Applied Maths	0	1	0	0	0	1	8	10
Females	0	0	0	0	0	0	2	2
Males	0	1	0	0	0	1	6	8
Arabic	0	2	6	2	0	1	4	15
Females	0	2	3	2	0	1	4	12
Males	0	0	3	0	0	0	0	3
Art	6	6	19	14	4	16	10	75
Females	5	6	14	13	3	9	7	57
Males	1	0	5	1	1	7	3	18
Biology	62	88	122	72	65	88	28	525
Females	34	58	77	47	45	55	22	338
Males	28	30	45	25	20	33	6	187
Chemistry	46	67	104	56	41	45	33	392
Females	24	40	62	35	26	30	22	239
Males	22	27	42	21	15	15	11	153
Computing	14	21	43	24	20	19	5	146
Females	1	4	7	5	6	3	0	26
Males	13	17	36	19	14	16	5	120
Economics	13	22	32	18	7	15	21	128
Females	9	8	12	6	0	7	8	50
Males	4	14	20	12	7	8	13	78
Engineering Drawing	0	0	1	0	0	0	0	1
Females	0	0	1	0	0	0	0	1
Males	0	0	0	0	0	0	0	0
English	13	60	203	179	113	133	94	795
Females	13	52	150	125	70	88	68	566
Males	0	8	53	54	43	45	26	229
French	4	8	7	0	2	0	2	23
Females	4	5	5	0	2	0	1	17
Males	0	3	2	0	0	0	1	6
Geography	1	6	8	8	5	6	4	38
Females	1	2	3	5	4	2	0	17
Males	0	4	5	3	1	4	4	21

Statistical Report (2024): Matriculation Certificate Examinations

German	2	7	4	2	5	4	3	27
Females	1	6	3	0	3	3	0	16
Males	1	1	1	2	2	1	3	11
Graphical Communication	1	4	5	4	8	8	3	33
Females	1	1	5	2	4	4	2	19
Males	0	3	0	2	4	4	1	14
History	4	11	8	13	12	6	20	74
Females	1	3	1	3	4	4	9	25
Males	3	8	7	10	8	2	11	49
Home Econ. & Human Ecology	3	12	18	15	11	7	3	69
Females	2	11	16	13	7	5	3	57
Males	1	1	2	2	4	2	0	12
Information Technology	5	4	11	17	11	7	6	61
Females	2	1	4	6	4	2	1	20
Males	3	3	7	11	7	5	5	41
Italian	5	11	11	6	1	8	9	51
Females	4	7	6	3	0	5	8	33
Males	1	4	5	3	1	3	1	18
Latin	0	0	0	0	0	0	1	1
Females	0	0	0	0	0	0	1	1
Males	0	0	0	0	0	0	0	0
Maltese	28	83	150	93	65	42	66	527
Females	25	63	110	62	39	22	44	365
Males	3	20	40	31	26	20	22	162
Marketing	38	70	139	57	48	68	131	551
Females	22	45	71	26	22	29	78	293
Males	16	25	68	31	26	39	53	258
Music	0	2	2	4	1	1	2	12
Females	0	2	1	3	0	1	1	8
Males	0	0	1	1	1	0	1	4
Philosophy	8	14	24	13	11	18	21	109
Females	7	7	13	9	6	10	9	61
Males	1	7	11	4	5	8	12	48
Physics	22	54	100	80	50	49	40	395
Females	8	18	37	29	20	18	18	148
Males	14	36	63	51	30	31	22	247
Pure Maths	59	110	122	39	27	101	43	501
Females	18	36	46	14	12	26	17	169
Males	41	74	76	25	15	75	26	332
Religious Knowledge	0	2	5	4	6	13	16	46
Females	0	0	3	1	2	8	13	27
Males	0	2	2	3	4	5	3	19

Statistical Report (2024): Matriculation Certificate Examinations

Russian	1	2	1	0	1	1	3	9
Females	1	2	1	0	0	1	3	8
Males	0	0	0	0	1	0	0	1
Sociology	20	42	77	35	10	9	48	241
Females	17	32	51	27	6	8	32	173
Males	3	10	26	8	4	1	16	68
Spanish	5	4	6	5	1	2	9	32
Females	1	4	3	5	1	1	6	21
Males	4	0	3	0	0	1	3	11
Theatre and Performance	4	4	5	1	2	5	0	21
Females	3	4	5	1	2	3	0	18
Males	1	0	0	0	0	2	0	3

Statistical Report (2024): Matriculation Certificate Examinations

Table 3.2: First Session - Intermediate Level Results by Subject and Sex

Subject		A	B	C	D	E	F	abs	Total
Accounting		5	7	9	5	4	7	13	50
	Females	3	3	5	0	0	3	9	23
	Males	2	4	4	5	4	4	4	27
Applied Maths		7	5	0	0	0	4	14	30
	Females	3	2	0	0	0	2	7	14
	Males	4	3	0	0	0	2	7	16
Arabic		2	1	0	1	0	0	4	8
	Females	1	0	0	1	0	0	4	6
	Males	1	1	0	0	0	0	0	2
Art		0	3	3	3	3	1	3	16
	Females	0	3	2	2	2	1	2	12
	Males	0	0	1	1	1	0	1	4
Biology		10	36	67	70	46	91	81	401
	Females	7	30	48	49	39	73	71	317
	Males	3	6	19	21	7	18	10	84
Chemistry		2	3	3	3	3	11	7	32
	Females	2	2	0	3	1	9	4	21
	Males	0	1	3	0	2	2	3	11
Classical Studies		3	11	15	7	10	10	13	69
	Females	2	9	10	3	3	7	11	45
	Males	1	2	5	4	7	3	2	24
Computing		5	17	20	17	13	12	8	92
	Females	0	5	12	2	5	3	3	30
	Males	5	12	8	15	8	9	5	62
Economics		2	5	13	5	7	13	19	64
	Females	1	3	3	4	4	8	13	36
	Males	1	2	10	1	3	5	6	28
Eng. Drawing & Graph. Comm.		0	3	4	15	26	34	13	95
	Females	0	1	0	6	13	7	5	32
	Males	0	2	4	9	13	27	8	63
English		18	94	291	113	98	199	111	924
	Females	9	51	155	52	41	89	49	446
	Males	9	43	136	61	57	110	62	478
Environmental Science		12	32	81	77	46	42	72	362
	Females	8	17	40	45	33	24	51	218
	Males	4	15	41	32	13	18	21	144
French		1	11	18	8	7	12	9	66
	Females	1	8	13	8	5	8	5	48
	Males	0	3	5	0	2	4	4	18

Statistical Report (2024): Matriculation Certificate Examinations

Geography	5	8	13	11	9	10	12	68
Females	1	6	5	4	4	2	6	28
Males	4	2	8	7	5	8	6	40
German	7	10	15	8	4	6	7	57
Females	5	8	9	4	3	2	5	36
Males	2	2	6	4	1	4	2	21
History	8	8	8	6	5	9	9	53
Females	2	4	3	3	1	3	3	19
Males	6	4	5	3	4	6	6	34
Home Econ. & Human Ecology	2	10	14	11	7	5	16	65
Females	2	10	12	10	4	4	14	56
Males	0	0	2	1	3	1	2	9
Information Technology	4	11	16	10	6	8	5	60
Females	1	6	5	2	1	1	3	19
Males	3	5	11	8	5	7	2	41
Italian	4	8	12	10	5	5	7	51
Females	2	7	8	8	4	3	5	37
Males	2	1	4	2	1	2	2	14
Latin	0	0	0	0	0	0	1	1
Females	0	0	0	0	0	0	1	1
Males	0	0	0	0	0	0	0	0
Maltese	4	10	48	52	27	18	17	176
Females	3	6	31	33	14	8	10	105
Males	1	4	17	19	13	10	7	71
Marketing	30	49	63	42	41	116	93	434
Females	22	35	30	20	20	57	56	240
Males	8	14	33	22	21	59	37	194
Music	1	3	2	2	1	4	1	14
Females	1	3	1	0	0	2	1	8
Males	0	0	1	2	1	2	0	6
Philosophy	10	22	66	27	25	76	46	272
Females	4	13	35	18	16	48	32	166
Males	6	9	31	9	9	28	14	106
Physical Education	13	17	33	31	19	36	14	163
Females	7	7	13	10	5	8	6	56
Males	6	10	20	21	14	28	8	107
Physics	26	34	56	33	30	57	56	292
Females	8	20	28	22	15	28	32	153
Males	18	14	28	11	15	29	24	139
Psychology	46	80	161	143	86	119	164	799
Females	34	60	114	99	60	75	124	566
Males	12	20	47	44	26	44	40	233

Statistical Report (2024): Matriculation Certificate Examinations

Pure Maths	28	42	97	59	54	128	89	497
Females	17	25	53	27	33	58	39	252
Males	11	17	44	32	21	70	50	245
Religious Knowledge	10	15	27	24	16	26	19	137
Females	3	9	18	9	9	12	10	70
Males	7	6	9	15	7	14	9	67
Russian	4	1	3	0	0	1	2	11
Females	1	1	2	0	0	0	2	6
Males	3	0	1	0	0	1	0	5
Sociology	27	42	57	48	34	34	69	311
Females	19	29	32	25	22	23	45	195
Males	8	13	25	23	12	11	24	116
Spanish	3	10	9	6	3	2	9	42
Females	3	7	7	2	2	2	5	28
Males	0	3	2	4	1	0	4	14
Systems of Knowledge	108	271	582	282	139	199	135	1716
Females	75	172	324	147	50	116	69	953
Males	33	99	258	135	89	83	66	763
Theatre and Performance	7	8	5	3	0	1	2	26
Females	6	6	5	1	0	1	2	21
Males	1	2	0	2	0	0	0	5

Statistical Report (2024): Matriculation Certificate Examinations

The percentage of absent candidates remains considerably high following the removal of candidate registration fees for examinations. On average, 12.9% of candidates were absent for Advanced level examinations while 15.3% were absent for Intermediate level examinations in 2024. This difference is notable in some subjects more than others.

Table 3.3 and 3.4 show how the percentages of candidates obtaining Grades A to C in the various subjects at Advanced and Intermediate level change on omitting candidates who were absent for the assessment from the equation. This table provides further information when assessing the achievement of candidates.

Table 3.3: First session candidates attaining Grades A to C in subjects at Advanced level

>80%	French
>70%	
>60%	Theatre and Performance
>50%	Arabic, Biology, Chemistry, Computing, Economics, Italian, Pure Maths, Sociology
>40%	Accounting, Art, German, Home Econ. & Human Ecology, Maltese, Marketing, Philosophy, Physics, Russian, Spanish
>30%	English, Geography, Graphical Communication, History, Information Technology, Music
<30%	Applied Maths, Religious Knowledge

Table 3.4: Percentage of 2024 First session candidates attaining Grades A to C in subjects at Intermediate level

>70%	Russian, Theatre and Performance
>60%	
>50%	German, Information Technology, Spanish, Systems of Knowledge
>40%	Accounting, Applied Maths, Classical Studies, Computing, English, French, History, Home Econ. & Human Ecology, Italian, Music, Sociology
>30%	Arabic, Art, Economics, Environmental Science, Geography, Maltese, Marketing, Philosophy, Physical Education, Physics, Psychology, Pure Maths, Religious Knowledge
<30%	Biology, Chemistry, Eng. Drawing & Graph. Comm.

Statistical Report (2024): Matriculation Certificate Examinations

Table 3.5: First Session – Percentage of candidates obtaining Grades A to C per subject with and without absent candidates.

Subject	Advanced Level			Intermediate Level		
	% A to C	% abs	% A to C without abs	% A to C	% abs	% A to C without abs
Accounting	42.7	14.1	49.8	42.0	26.0	56.8
Applied Maths	10.0	80.0	50.0	40.0	46.7	75.0
Arabic	53.3	26.7	72.7	37.5	50.0	75.0
Art	41.3	13.3	47.7	37.5	18.8	46.2
Biology	51.8	5.3	54.7	28.2	20.2	35.3
Chemistry	55.4	8.4	60.4	25.0	21.9	32.0
Classical studies				42.0	18.8	51.8
Computing	53.4	3.4	55.3	45.7	8.7	50.0
Economics	52.3	16.4	62.6	31.3	29.7	44.4
Eng. Draw. & Graph. Comm.				7.4	13.7	8.5
English	34.7	11.8	39.4	43.6	12.0	49.6
Environmental science				34.5	19.9	43.1
French	82.6	8.7	90.5	45.5	13.6	52.6
Geography	39.5	10.5	44.1	38.2	17.6	46.4
German	48.1	11.1	54.2	56.1	12.3	64.0
Graphical communication	30.3	9.1	33.3			
History	31.1	27.0	42.6	45.3	17.0	54.5
Home econ. & human ecology	47.8	4.3	50.0	40.0	24.6	53.1
Information technology	32.8	9.8	36.4	51.7	8.3	56.4
Italian	52.9	17.6	64.3	47.1	13.7	54.5
Latin	0.0	100.0		0.0	100.0	
Maltese	49.5	12.5	56.6	35.2	9.7	39.0
Marketing	44.8	23.8	58.8	32.7	21.4	41.6
Music	33.3	16.7	40.0	42.9	7.1	46.2
Philosophy	42.2	19.3	52.3	36.0	16.9	43.4
Physical education				38.7	8.6	42.3
Physics	44.6	10.1	49.6	39.7	19.2	49.2
Psychology				35.9	20.5	45.2
Pure maths	58.1	8.6	63.5	33.6	17.9	40.9
Religious knowledge	15.2	34.8	23.3	38.0	13.9	44.1
Russian	44.4	33.3	66.7	72.7	18.2	88.9
Sociology	57.7	19.9	72.0	40.5	22.2	52.1
Spanish	46.9	28.1	65.2	52.4	21.4	66.7
Systems of Knowledge				56.0	7.9	60.8
Theatre and Performance	61.9	0.0	61.9	76.9	7.7	83.3
Total	43.4	20.2	54.2	40.3	20.8	49.8

Statistical Report (2024): Matriculation Certificate Examinations

Table 3.6, shows the results of the candidates with EAA. Subjects with no registrants for EAA are omitted from this table. When comparing data in Table 3.4 with the results of all candidates in Table 3.1 and Table 3.2, one notes that both the percentage of candidates obtaining Grades A to C and the percentage of candidates being absent for examinations are lower for EAA candidates. This analysis is summarised in Table 3.7.

Table 3.6: First Session – Results of Candidates with Examination Access Arrangements

Subject	Advanced								Intermediate							
	A	B	C	D	E	F	abs	Total	A	B	C	D	E	F	abs	Total
Accounting	0	1	2	3	0	3	0	9	1	0	2	1	1	0	0	5
Applied Maths	0	0	0	0	0	0	1	1	0	0	0	0	0	0	1	1
Art	1	0	1	1	1	0	1	5	0	0	0	0	1	0	1	2
Biology	6	4	6	5	2	5	1	29	0	3	8	3	1	9	2	26
Chemistry	3	3	9	4	1	1	1	22	0	0	0	1	0	0	0	1
Classical Studies								0	0	0	1	0	1	1	0	3
Computing	1	3	1	2	0	1	0	8	0	0	1	2	1	1	0	5
Economics	0	0	1	3	1	1	1	7	0	0	0	1	0	2	0	3
Eng. Drawing & Graph. Comm.								0	0	0	0	1	1	2	0	4
English	0	2	11	12	8	8	6	47	1	5	11	4	9	15	3	48
Environmental Science									1	2	7	4	1	2	3	20
French	0	1	0	0	0	0	0	1	0	0	1	1	0	0	0	2
Geography	1	1	3	2	0	0	0	7								
German	0	0	2	0	0	0	0	2	0	0	1	0	0	0	0	1
Graphical Communication	0	3	0	0	0	1	0	4								
History	0	3	1	2	1	0	0	7	1	0	0	0	0	1	1	3
Home Econ. & Human Ecology	1	0	3	0	0	1	1	6	1	2	2	1	0	0	1	7
Information Technology	1	0	1	1	2	0	0	5	0	1	1	1	0	0	0	3
Italian	0	1	1	0	0	1	1	4	1	2	1	0	0	0	0	4
Maltese	0	5	5	10	4	2	2	28	0	0	2	2	2	1	0	7
Marketing	1	3	6	3	4	4	4	25	1	0	3	1	1	10	2	18
Music									0	0	0	0	0	1	1	2
Philosophy	0	0	1	2	1	0	1	5	1	1	1	2	2	8	0	15
Physical Education									1	1	0	1	0	2	0	5
Physics	2	4	3	8	3	2	2	24	2	2	2	2	2	0	2	12
Psychology									7	4	13	6	5	2	10	47
Pure Maths	5	5	10	0	2	4	1	27	1	1	4	3	2	14	3	28
Religious Knowledge	0	0	1	1	0	0	2	4	0	0	3	2	0	3	2	10
Russian									1	0	0	0	0	0	0	1
Sociology	0	4	9	1	0	1	3	18	2	5	2	2	1	3	4	19
Spanish	0	0	1	0	0	0	0	1	0	2	0	0	0	0	0	2
Systems of Knowledge									9	20	34	15	6	7	10	101
Theatre and Performance									0	1	0	0	0	0	0	1

Statistical Report (2024): Matriculation Certificate Examinations

Table 3.7: First Session – Summary of results of candidates with EAA and candidates without EAA

	Advanced Matriculation		Intermediate Matriculation	
	All Candidates	Candidates with EAA	All Candidates	Candidates with EAA
%A-C	43.4	16.3	40.3	45.1
%abs	20.2	9.5	20.8	11.3

Table 3.8 shows the outcomes of the requests for Revision of Papers. Subjects with no registrations are omitted from this table.

Table 3.8: First Session - Outcomes of Requests for Revision of Papers

Subject	Advanced Level				Intermediate Level			
	Registered	Requested	Upgraded	%	Registered	Requested	Upgraded	%
Accounting	262	21	0	0	50	2	0	0
Art	75	8	0	0	16	0	0	
Biology	525	59	0	0	401	16	1	6.3
Chemistry	392	52	0	0	32	0	0	
Computing	146	19	0	0	92	6	0	0
Economics	128	4	0	0	64	1	0	0
Eng. Drawing & Graph. Comm.					95	3	0	0
English	795	114	2	1.8	924	36	0	0
Environmental Science					362	5	0	0
French	23	3	1	33.3	66	2	0	0
Geography	38	2	0	0	68	6	1	16.7
German	27	1	0	0	57	1	0	0
Graphical Communication	33	2	0	0				
History	74	6	0	0	53	1	0	0
Home Econ. & Human Ecology	69	4	0	0	65	2	0	0
Information Technology	61	3	0	0	60	3	0	0
Italian	51	3	0	0	51	2	0	0
Maltese	527	43	0	0	176	10	1	10
Marketing	551	29	0	0	434	24	1	4.2
Music	12	1	0	0	14	2	0	0
Philosophy	109	3	0	0	272	10	0	0
Physical Education					163	7	0	0
Physics	395	41	0	0	292	13	0	0
Psychology					799	21	0	0
Pure Maths	501	37	0	0	497	15	0	0
Religious Knowledge	46	3	0	0	137	5	1	20
Sociology	241	6	0	0	311	8	0	0
Spanish	32	3	1	33.3	42	0	0	
Systems of Knowledge					1716	45	2	4.4
Theatre and Performance	21	2	0	0	26	0	0	
Total		469	4	0.9		246	7	2.8

Statistical Report (2024): Matriculation Certificate Examinations

Table 3.9 presents data relating to the number of candidates awarded the Matriculation Certificate after the 2023 First examination session.

Table 3.9: Matriculation Certificates Awarded in the First Session

Cohort	Males	Females	Total
All Candidates	489	697	1186
2006 cohort	422	620	1042
2007 cohort	5	4	9
2005 cohort	47	53	100

The number of candidates being awarded the Matriculation Certificate following the First session of 2024 is much larger than the number of candidates who sat for the total of six examinations required to obtain the Matriculation Certificate in this session (556). This shows that this session was not the first MC examination session for several candidates. The data in Table 3.9 shows that 33.5% of all First session candidates (30.4% of males and 34.5% of females) obtained the Matriculation Certificate following the First session. If only the candidates from the 2006 cohort are considered, 59.5% of candidates (55.5% of registered males and 62.4% of registered females) were awarded the Matriculation Certificate following the First session. These make up of 23.8% (18.4% of males and 29.8% of females) from the people born in 2006 (18-year olds). Of the 556 candidates (240 males and 316 females) who sat for all the examinations required to obtain the Matriculation Certificate (two Advanced subjects, three Intermediate subjects and Systems of Knowledge) in the First session of 2024, 186 (73 males and 109 females) obtained the certificate. This is equal to 33.5% (30.4% of males and 34.5% of females) of the candidates who sat for the necessary subjects in one sit.

4. SECOND SESSION REGISTRATIONS

Since 2012 the Second session for Advanced and Intermediate Matriculation Level of examination is no longer a supplementary session but a separate session from the First session. While candidates used to register for the Second session to re-sit examinations, other candidates have been registering for Advanced and/or Intermediate examinations for the first time. In Table 4.1 one may find a breakdown of the number of candidates who sat for the second session, together with who did not sit for the first session (first sit).

Table 4.1: Total Number of Candidates Sitting for the Second Session

Cohort	Males	Females	Total
All Candidates	1199	1487	2686
First Sit	411	506	917
18-year-old Cohort	350	416	766
17-year-old Cohort	589	727	1316
16-year-olds	52	59	111

The numbers of candidates who registered for Advanced and Intermediate Level examinations are given in Tables 4.2 below. The data is presented by biological sex and year of birth.

Table 4.2: Registrations for the Second Session by Year of Birth and Biological Sex

Year	Advanced Level			Intermediate Level		
	Males	Females	Total	Males	Females	Total
<2001	15	32	47	2	19	21
2001	5	8	13	4	5	9
2002	6	5	11	9	6	15
2003	5	15	20	8	11	19
2004	29	44	73	21	36	57
2005	97	107	204	78	97	175
2006	260	308	568	252	295	547
2007	149	207	356	566	692	1258
2008	7	3	10	46	59	105
2009	1	1	2	1	1	2
2010	0	0	0	0	1	1
Total	574	730	1304	987	1222	2209

Statistical Report (2024): Matriculation Certificate Examinations

Table 4.3 below provides information on the numbers of candidates, males and females, who applied to sit for Matriculation examinations at Advanced and Intermediate levels in the different subjects in the Second session. In this session, there were registrations for all subjects at Advanced and Intermediate level apart from Advanced and Intermediate Greek and Advanced Engineering Drawing (omitted in the table below).

Table 4.3: Second Session Matriculation Examination Registrations by Subject and Biological Sex

Subject	Advanced Level			Intermediate Level		
	Males	Females	Total	Males	Females	Total
Accounting	25	39	64	10	19	29
Applied Maths	0	0	0	9	10	19
Arabic	1	7	8	0	1	1
Art	7	7	14	1	4	5
Biology	38	63	101	40	167	207
Chemistry	18	21	39	7	19	26
Classical Studies				11	12	23
Computing	20	6	26	21	9	30
Economics	12	10	22	24	17	41
Eng. Drawing & Graph. Comm.				51	16	67
English	80	157	237	367	329	696
Environmental Science				87	130	217
French	1	6	7	14	24	38
Geography	1	5	6	24	18	42
German	2	2	4	19	21	40
Graphical Communication	3	6	9			
History	7	5	12	13	7	20
Home Econ. & Human Ecology	1	8	9	9	32	41
Information Technology	3	6	9	12	5	17
Italian	4	7	11	8	19	27
Latin	0	0	0	0	1	1
Maltese	57	99	156	53	48	101
Marketing	127	128	255	161	158	319
Music	1	5	6	4	7	11
Philosophy	7	13	20	65	98	163
Physical Education				80	33	113
Physics	44	21	65	70	91	161
Psychology				129	225	354
Pure Maths	78	32	110	142	137	279
Religious Knowledge	8	9	17	39	49	88
Russian	2	4	6	4	2	6
Sociology	22	60	82	57	99	156
Spanish	3	1	4	4	6	10
Systems of Knowledge				188	288	476
Theatre and Performance	2	3	5	0	1	1

Table 4.4 shows the number of Advanced and Intermediate level subjects that candidates applied for in the Second session. One should note that the Second session is a restricted session where candidates can apply for a maximum of one Advanced Level examination, four Intermediate level subjects - one from each group - and Systems of Knowledge.

Statistical Report (2024): Matriculation Certificate Examinations

Table 4.4: Second Session Intermediate Level Registrations by Number of Subjects and Biological Sex

Number of Subjects	Advanced Level			Intermediate Level		
	Males	Females	Total	Males	Females	Total
1	574	730	1304	431	564	995
2				397	471	868
3				140	154	294
4				17	31	48
5				2	2	4

Table 4.5 below shows the number of requests, by subject, made for a Revision of Papers after the publication of the Second session results. Data relating to the outcome of these requests are presented in the following section. Subjects with no requests for Revision of Papers at both levels are omitted from the table.

Table 4.5: Second Session Registrations for Revision of Papers

Subject	Advanced Level			Intermediate Level		
	Registered	Requested	%	Registered	Requested	%
Accounting	64	3	4.7	29	1	3.4
Art	14	0	0.0	5	1	20.0
Biology	101	2	2.0	207	7	3.4
Computing	26	2	7.7	30	0	0.0
Eng. Drawing & Graph. Comm.				67	3	4.5
English	237	22	9.3	696	60	8.6
Environmental Science				217	4	1.8
French	7	0	0.0	38	2	5.3
Geography	6	0	0.0	42	1	2.4
German	4	0	0.0	40	3	7.5
Information Technology	9	0	0.0	17	1	5.9
Italian	11	1	9.1	27	0	0.0
Maltese	156	5	3.2	101	2	2.0
Marketing	255	9	3.5	319	13	4.1
Music	6	0	0.0	11	1	9.1
Philosophy	20	0	0.0	163	8	4.9
Physical Education				113	2	1.8
Physics	65	4	6.2	161	4	2.5
Psychology				354	10	2.8
Pure maths	110	5	4.5	279	6	2.2
Religious Knowledge	17	0	0.0	88	4	4.5
Sociology	82	4	4.9	156	0	0.0
Spanish	4	0	0.0	10	1	10.0
Systems of Knowledge				476	16	3.4
Total	1304	57	4.4	3824	150	3.9

5. SECOND SESSION RESULTS

The following tables present the results of the 2024 Second session of examinations. Table 5.1 and Table 5.2 respectively present the Advanced and Intermediate level results by sex.

Table 5.1: Second Session - Advanced Level Results by Subject and Sex

Subject	A	B	C	D	E	F	abs	Total
Accounting	0	3	3	8	11	29	10	64
Females	0	2	3	3	8	20	3	39
Males	0	1	0	5	3	9	7	25
Applied Maths	0	0	0	0	0	0	0	0
Females	0	0	0	0	0	0	0	0
Males	0	0	0	0	0	0	0	0
Arabic	0	0	2	1	0	2	3	8
Females	0	0	2	1	0	2	2	7
Males	0	0	0	0	0	0	1	1
Art	0	0	3	2	1	4	4	14
Females	0	0	1	1	0	2	3	7
Males	0	0	2	1	1	2	1	7
Biology	1	2	16	22	13	45	2	101
Females	1	0	10	12	9	29	2	63
Males	0	2	6	10	4	16	0	38
Chemistry	0	0	2	10	5	14	8	39
Females	0	0	0	6	1	10	4	21
Males	0	0	2	4	4	4	4	18
Computing	0	1	3	7	4	9	2	26
Females	0	0	0	2	2	2	0	6
Males	0	1	3	5	2	7	2	20
Economics	1	3	4	4	1	1	8	22
Females	0	0	3	1	0	1	5	10
Males	1	3	1	3	1	0	3	12
Engineering Drawing	0	0	0	0	0	0	0	0
Females	0	0	0	0	0	0	0	0
Males	0	0	0	0	0	0	0	0
English	2	7	47	59	27	54	41	237
Females	1	5	33	40	13	33	32	157
Males	1	2	14	19	14	21	9	80
French	2	0	1	0	1	0	3	7
Females	2	0	1	0	1	0	2	6
Males	0	0	0	0	0	0	1	1

Statistical Report (2024): Matriculation Certificate Examinations

Geography	0	0	1	0	0	4	1	6
Females	0	0	1	0	0	4	0	5
Males	0	0	0	0	0	0	1	1
German	1	0	1	0	0	0	2	4
Females	0	0	1	0	0	0	1	2
Males	1	0	0	0	0	0	1	2
Graphical Communication	0	1	0	3	1	4	0	9
Females	0	0	0	3	1	2	0	6
Males	0	1	0	0	0	2	0	3
History	0	1	1	4	5	0	1	12
Females	0	1	1	2	1	0	0	5
Males	0	0	0	2	4	0	1	7
Home Econ. & Human Ecology	1	0	3	2	0	3	0	9
Females	0	0	3	2	0	3	0	8
Males	1	0	0	0	0	0	0	1
Information Technology	0	0	1	2	1	4	1	9
Females	0	0	1	1	1	3	0	6
Males	0	0	0	1	0	1	1	3
Italian	0	3	1	2	0	1	4	11
Females	0	2	1	2	0	0	2	7
Males	0	1	0	0	0	1	2	4
Maltese	5	25	46	32	6	12	30	156
Females	5	20	26	18	3	8	19	99
Males	0	5	20	14	3	4	11	57
Marketing	23	39	53	28	16	36	60	255
Females	16	23	29	11	6	13	30	128
Males	7	16	24	17	10	23	30	127
Music	0	3	1	1	0	0	1	6
Females	0	2	1	1	0	0	1	5
Males	0	1	0	0	0	0	0	1
Philosophy	1	0	1	2	3	9	4	20
Females	0	0	0	0	0	9	4	13
Males	1	0	1	2	3	0	0	7
Physics	1	2	11	19	10	7	15	65
Females	0	1	7	3	4	2	4	21
Males	1	1	4	16	6	5	11	44
Pure Maths	2	5	36	4	8	35	20	110
Females	0	2	14	2	2	5	7	32
Males	2	3	22	2	6	30	13	78
Religious Knowledge	1	1	3	0	1	5	6	17
Females	0	1	2	0	1	2	3	9
Males	1	0	1	0	0	3	3	8

Statistical Report (2024): Matriculation Certificate Examinations

Russian	0	2	3	0	0	0	1	6
Females	0	2	1	0	0	0	1	4
Males	0	0	2	0	0	0	0	2
Sociology	6	5	13	19	8	11	20	82
Females	6	3	10	12	5	8	16	60
Males	0	2	3	7	3	3	4	22
Spanish	0	0	2	0	1	0	1	4
Females	0	0	1	0	0	0	0	1
Males	0	0	1	0	1	0	1	3
Theatre and Performance	0	0	1	0	0	4	0	5
Females	0	0	0	0	0	3	0	3
Males	0	0	1	0	0	1	0	2

Statistical Report (2024): Matriculation Certificate Examinations

Table 5.2: Second Session - Intermediate Level Results by Subject and Biological Sex

Subject	A	B	C	D	E	F	abs	Total
Accounting	5	2	5	4	2	5	6	29
Females	5	1	3	3	1	4	2	19
Males	0	1	2	1	1	1	4	10
Applied Maths	6	1	0	1	0	5	6	19
Females	4	0	0	1	0	2	3	10
Males	2	1	0	0	0	3	3	9
Arabic	0	0	0	0	0	1	0	1
Females	0	0	0	0	0	1	0	1
Males	0	0	0	0	0	0	0	0
Art	0	0	1	1	0	1	2	5
Females	0	0	1	1	0	1	1	4
Males	0	0	0	0	0	0	1	1
Biology	5	10	17	29	19	81	46	207
Females	3	9	12	20	17	71	35	167
Males	2	1	5	9	2	10	11	40
Chemistry	3	0	2	4	5	7	5	26
Females	1	0	2	4	2	6	4	19
Males	2	0	0	0	3	1	1	7
Classical Studies	1	2	1	2	2	8	7	23
Females	1	2	1	1	0	3	4	12
Males	0	0	0	1	2	5	3	11
Computing	2	5	3	5	6	7	2	30
Females	2	0	1	0	3	2	1	9
Males	0	5	2	5	3	5	1	21
Economics	9	9	5	1	1	7	9	41
Females	3	5	1	1	1	3	3	17
Males	6	4	4	0	0	4	6	24
Eng. Drawing & Graph. Comm.	3	7	5	6	17	12	17	67
Females	2	1	1	0	2	5	5	16
Males	1	6	4	6	15	7	12	51
English	4	31	153	74	94	250	90	696
Females	4	18	77	38	43	112	37	329
Males	0	13	76	36	51	138	53	367
Environmental Science	16	21	36	28	20	43	53	217
Females	8	11	22	17	8	29	35	130
Males	8	10	14	11	12	14	18	87
French	1	3	15	8	2	4	5	38
Females	0	2	10	6	1	4	1	24
Males	1	1	5	2	1	0	4	14

Statistical Report (2024): Matriculation Certificate Examinations

Geography	5	7	11	8	4	3	4	42
Females	4	5	4	2	1	1	1	18
Males	1	2	7	6	3	2	3	24
German	4	6	8	8	4	5	5	40
Females	1	3	2	6	2	3	4	21
Males	3	3	6	2	2	2	1	19
History	3	3	3	5	3	0	3	20
Females	1	0	0	3	1	0	2	7
Males	2	3	3	2	2	0	1	13
Home Econ. & Human Ecology	0	8	5	8	5	1	14	41
Females	0	7	4	5	5	1	10	32
Males	0	1	1	3	0	0	4	9
Information Technology	0	0	0	7	3	4	3	17
Females	0	0	0	2	1	1	1	5
Males	0	0	0	5	2	3	2	12
Italian	3	9	1	3	4	4	3	27
Females	1	8	1	2	1	3	3	19
Males	2	1	0	1	3	1	0	8
Latin	0	0	0	0	0	1	0	1
Females	0	0	0	0	0	1	0	1
Males	0	0	0	0	0	0	0	0
Maltese	9	15	34	14	4	7	18	101
Females	3	7	20	5	1	2	10	48
Males	6	8	14	9	3	5	8	53
Marketing	12	40	70	41	31	66	59	319
Females	6	17	33	21	14	29	38	158
Males	6	23	37	20	17	37	21	161
Music	0	0	0	1	2	4	4	11
Females	0	0	0	0	1	3	3	7
Males	0	0	0	1	1	1	1	4
Philosophy	8	11	46	23	12	37	26	163
Females	4	9	29	14	8	21	13	98
Males	4	2	17	9	4	16	13	65
Physical Education	2	6	16	20	15	16	38	113
Females	1	3	6	10	1	4	8	33
Males	1	3	10	10	14	12	30	80
Physics	11	16	35	21	12	28	38	161
Females	8	11	22	12	7	9	22	91
Males	3	5	13	9	5	19	16	70

Statistical Report (2024): Matriculation Certificate Examinations

Psychology	29	35	78	51	31	60	70	354
Females	23	21	54	34	14	38	41	225
Males	6	14	24	17	17	22	29	129
Pure Maths	12	19	59	36	37	65	51	279
Females	8	9	32	19	21	27	21	137
Males	4	10	27	17	16	38	30	142
Religious Knowledge	3	6	11	17	4	25	22	88
Females	1	2	7	8	2	14	15	49
Males	2	4	4	9	2	11	7	39
Russian	4	2	0	0	0	0	0	6
Females	1	1	0	0	0	0	0	2
Males	3	1	0	0	0	0	0	4
Sociology	6	12	28	34	31	14	31	156
Females	5	6	19	22	21	6	20	99
Males	1	6	9	12	10	8	11	57
Spanish	0	0	3	0	2	2	3	10
Females	0	0	1	0	2	2	1	6
Males	0	0	2	0	0	0	2	4
Systems of Knowledge	18	59	106	64	40	150	39	476
Females	14	51	63	39	23	80	18	288
Males	4	8	43	25	17	70	21	188
Theatre and Performance	0	0	0	0	0	1	0	1
Females	0	0	0	0	0	1	0	1
Males	0	0	0	0	0	0	0	0

Statistical Report (2024): Matriculation Certificate Examinations

Table 5.3 presents information on the outcome of the requests for Revision of Papers in the various subjects at Advanced and Intermediate Levels after the Second session results were issued. In this table, % refers to the percentage of requests resulting in an upgrade from the total requests in that subject (adjacent columns).

Table 5.3: Second Session – Outcomes of Requests for Revision of Papers

Subject	Advanced Level				Intermediate Level			
	Registered	Requested	Upgraded	%	Registered	Requested	Upgraded	%
Accounting	64	3	0	0	29	1	0	0
Art	14	0	0		5	1	0	0
Biology	101	2	0	0	207	7	1	14.3
Computing	26	2	0	0	30	0	0	
Eng. Drawing & Graph. Comm.					67	3	0	0
English	237	22	0	0	696	60	0	0
Environmental Science					217	4	0	0
French	7	0	0		38	2	0	0
Geography	6	0	0		42	1	0	0
German	4	0	0		40	3	0	0
Information Technology	9	0	0		17	1	0	0
Italian	11	1	1	100	27	0	0	
Maltese	156	5	0	0	101	2	0	0
Marketing	255	9	0	0	319	13	0	0
Music	6	0	0		11	1	0	0
Philosophy	20	0	0		163	8	0	0
Physical Education					113	2	0	0
Physics	65	4	0	0	161	4	0	0
Psychology					354	10	0	0
Pure Maths	110	5	0	0	279	6	0	0
Religious Knowledge	17	0	0		88	4	0	0
Sociology	82	4	0	0	156	0	0	
Spanish	4	0	0		10	1	0	0
Systems of Knowledge					476	16	0	0
Total	1304	57	1	1.8	3825	150	1	0.7

Statistical Report (2024): Matriculation Certificate Examinations

Table 5.4 presents the number of the Matriculation Certificates awarded to all candidates in the Second session. Information on some cohorts is also shown.

Table 5.4: Matriculation Certificates Awarded in the Second Session

Cohort	Males	Females	Total
All Candidates	86	111	197
2006 cohort	62	74	136
2007 cohort	1	2	3
2008 cohort	0	0	0
2005 cohort	17	20	37

The data in Table 5.4 shows that 197 (7.3%) of the 2,686 candidates who sat for the Second session (7.2% of males and 7.5% of females) managed to qualify for the award of the Matriculation Certificate. However, it should be emphasised that several candidates sitting for MC examinations are not aiming to obtain the MC in that year. If the results of the 2006 cohort are considered, 17.8% of registering candidates from that cohort obtained the MC following this session.

6. GENERAL STATISTICS

Registrations

In the 2024 Matriculation examination sessions, 3,668 candidates registered for the First examination session while 2,686 candidates registered for the Second examination session. These add up to a total of 4,585 individual registrations.

In the Second session there were 917 candidates who used this session as their first attempt. This is equivalent to 34.1% of registrations for the Second session. Thus, the number of candidates using the Second session as their first sit increased amid decreasing numbers of candidates for the sessions.

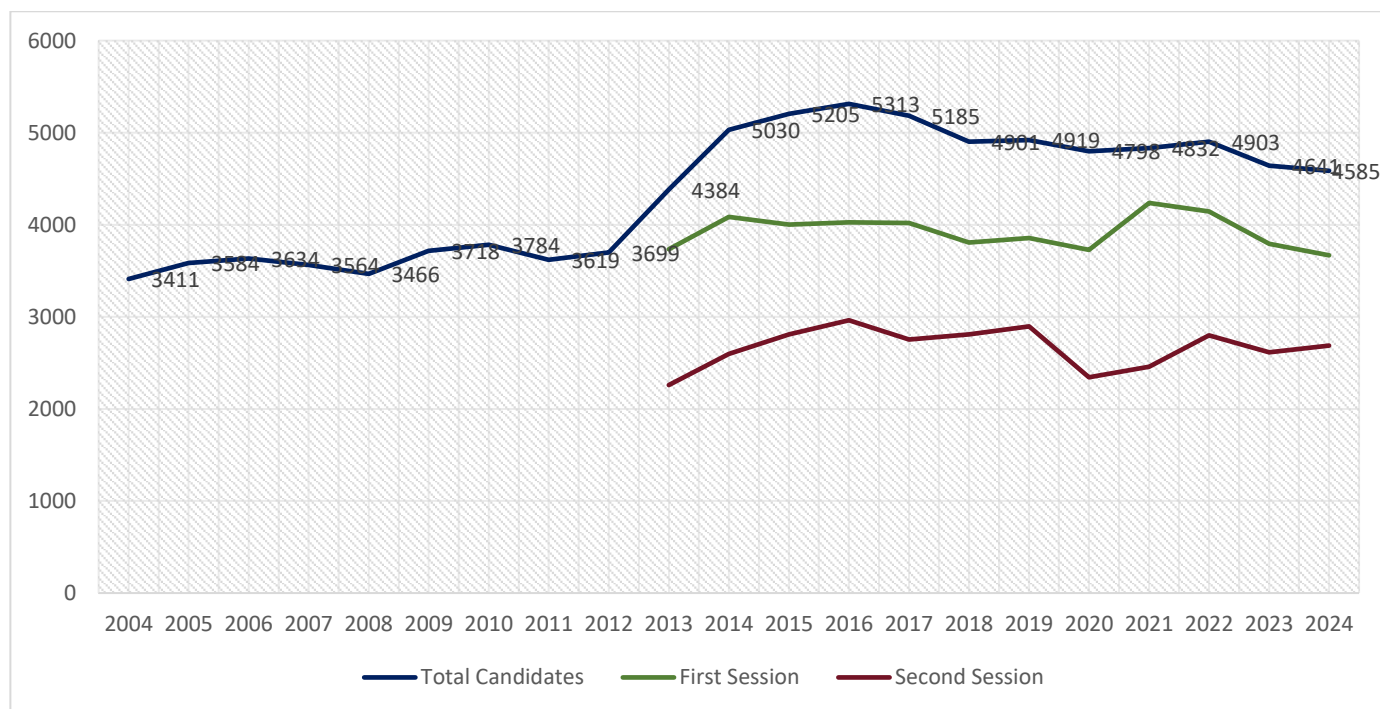


Figure 6.1: Total Number of Candidates Registering for Matriculation Examinations, by Year

Statistical Report (2024): Matriculation Certificate Examinations

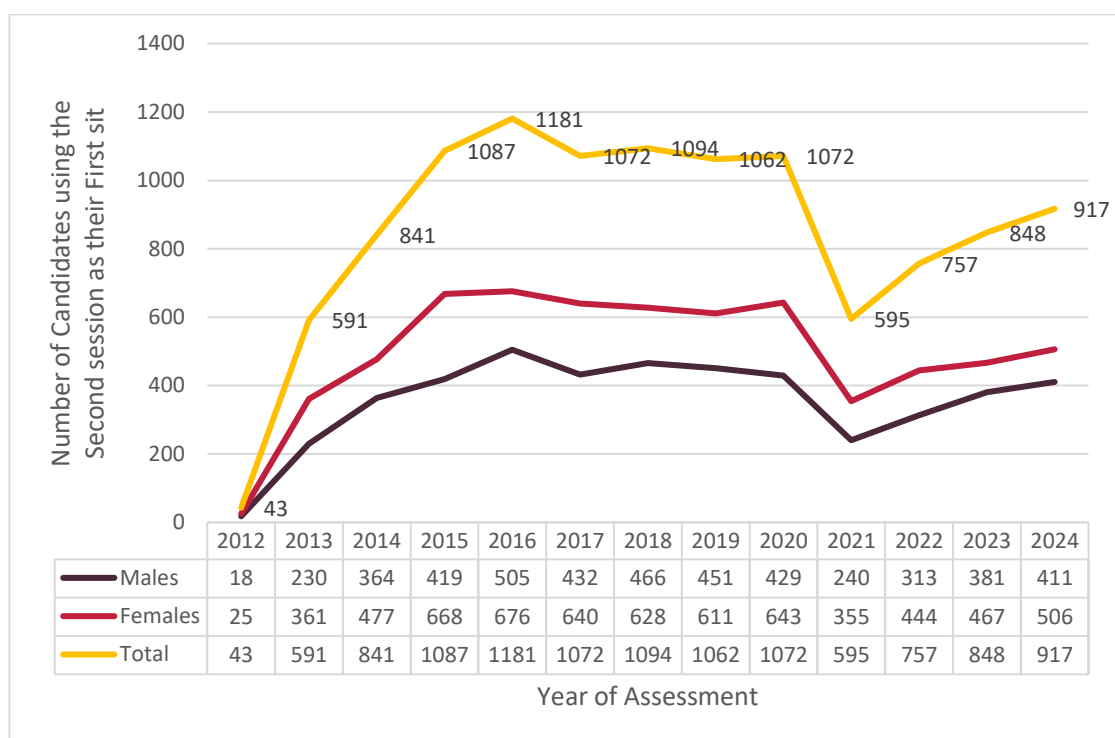


Figure 6.2: Number of Candidates using the Second Session as a First Sit, by Year and Sex

Numerous examiners reported that the percentage of absent candidates increased drastically in 2019, attributing this to the full subsidy for examination registration fees for candidates. The figure below shows the percentage of absent candidates in the First session of each year from 2015 to 2024. The percentage of absent candidates increased from an average of 6.8% (AM) and 4.5% (IM) between 2015 and 2018 to that of 12.9% (AM) and 15.3% (IM) in 2024.

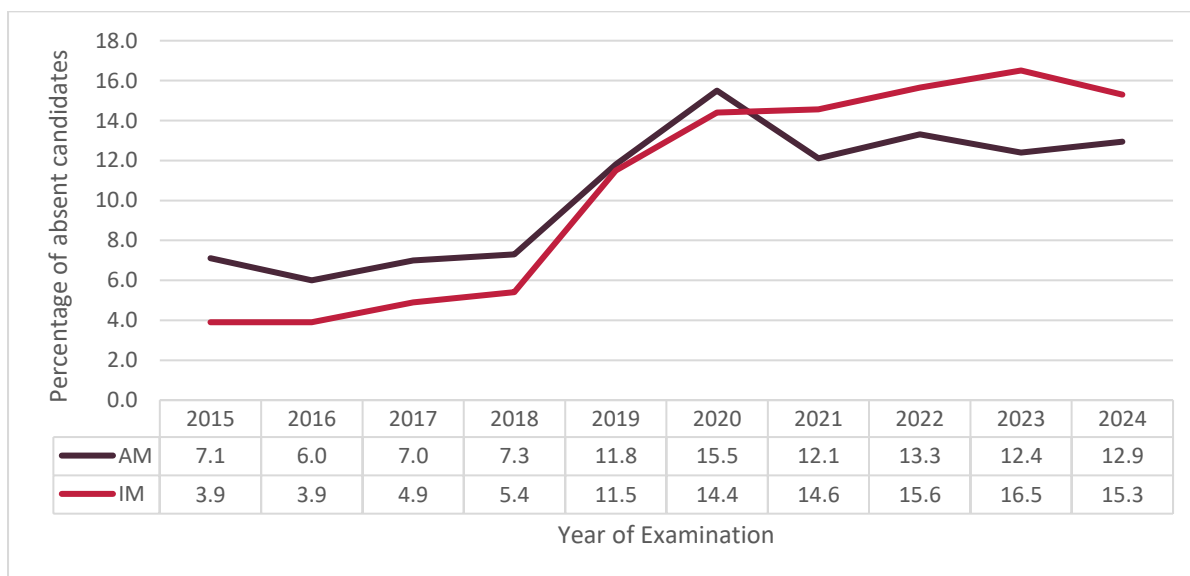


Figure 6.3: Percentage of absent candidates in the First session, by year of examination

This year, 193 candidates applied for Examination Access Arrangements to access the First session of Matriculation examinations. This is equivalent to 5.3% of the First session candidates. Following the decrease in percentage registrations for EAA noted in 2022, the examination sessions of 2024 are marked

Statistical Report (2024): Matriculation Certificate Examinations

by the highest percentage of registrations for EAA in the past years, markedly higher than last year's previous record breaker.

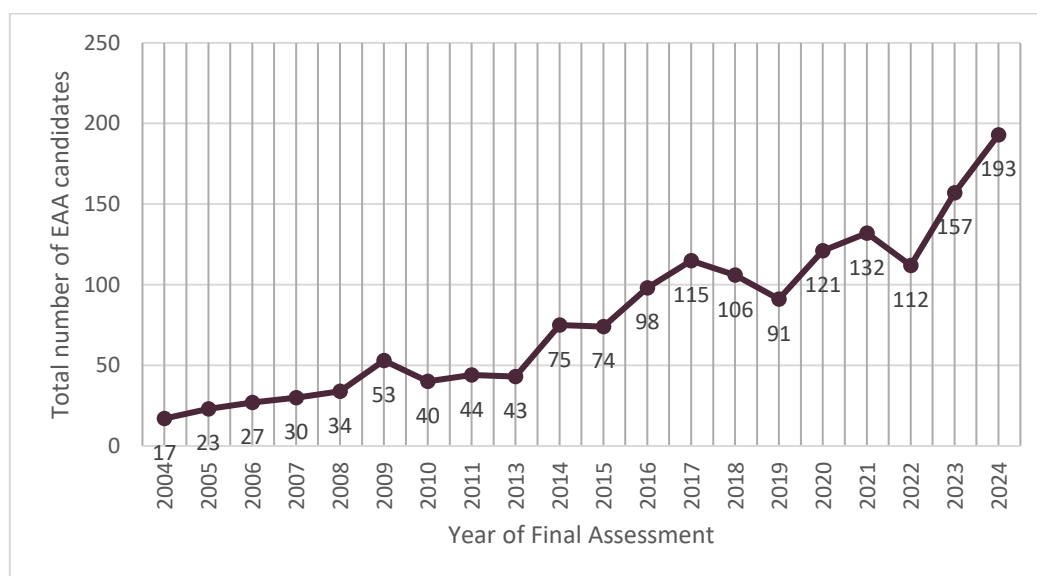


Figure 6.4: Number of Candidates applying for Access Arrangements, by year of examination

Trends in Subject Choice

This section provides several plots showing how registrations in individual subjects at MC level have changed from 2008. Subject registrations are expressed as a percentage of the total number of candidates in that examination session. Only data for the first examination session in each year is presented. The four figures below present the registration data for the subjects at Advanced level.

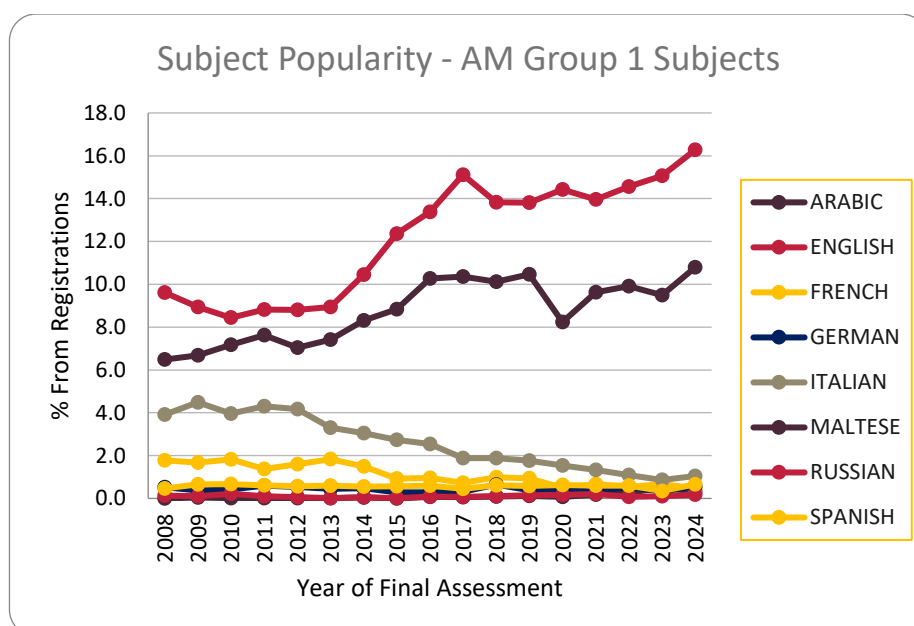


Figure 6.5: Trends in Registrations: Advanced Group 1 Subjects

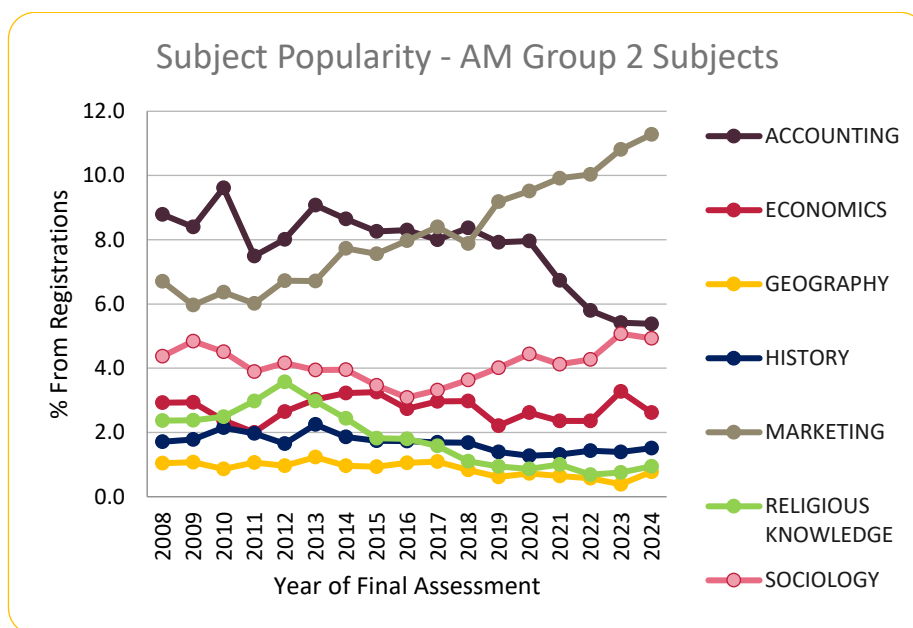


Figure 6.6: Trends in Registrations: Advanced Group 2 Subjects

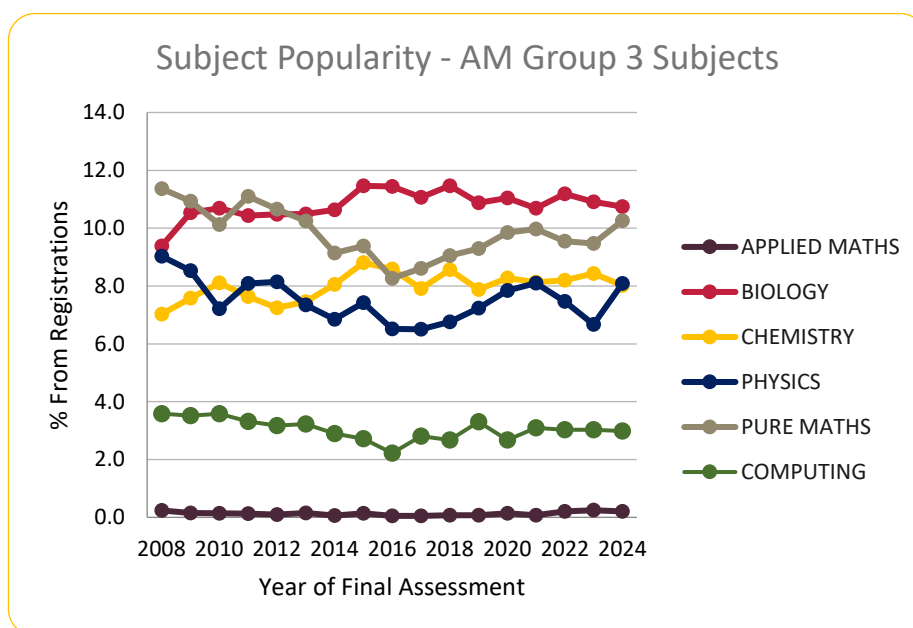


Figure 6.7: Trends in Registrations: Advanced Group 3 Subjects

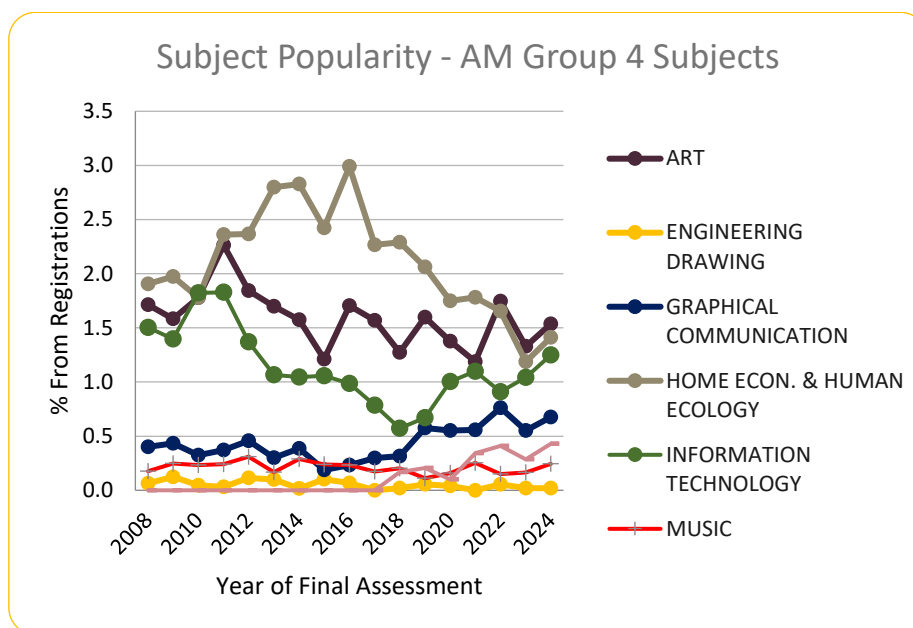


Figure 6.8: Trends in Registrations: Advanced Group 4 Subjects

From the figures above, the following trends are noted:

- The two national languages remain to be the most popular subjects at Advanced level. English remains the most popular subject with marked increases in both subjects.
- The popularity of Group 2 subjects is generally lower than that of Group 1 and Group 3 subjects. The popularity of most subjects at this level is fairly constant. However, Registrations for Advanced Marketing has now reached new heights, which makes it by far the most popular subject in this group.
- There are small shifts in the popularity of Group 3 subjects. The popularity of Pure Mathematics and Physics seems to have stabilised over the years following a drop in 2016. Advanced Applied Mathematics remains by far the least popular subject in the group. Advanced Computing which was previously put into Group 4, has from this year been introduced into Group 3 Subjects.
- Group 4 subjects are small entry subjects. Thus, when illustrated, shifts in popularity might be inflated. Since Advanced Computing was the most popular subject for past years, the most popular subject now is Advanced Art.

Statistical Report (2024): Matriculation Certificate Examinations

The figures below present the same information but for Intermediate Matriculation level subjects.

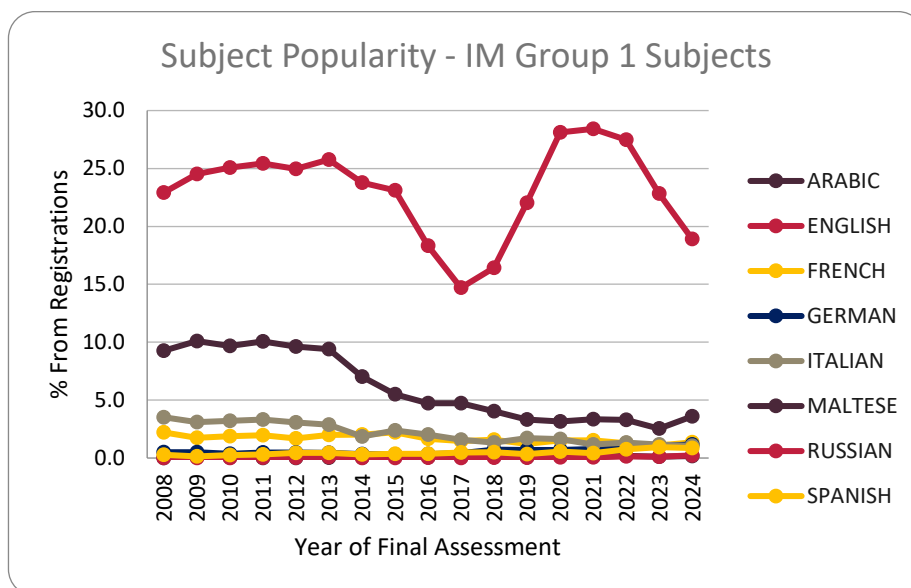


Figure 6.9: Trends in Registrations: Intermediate Group 1 Subjects

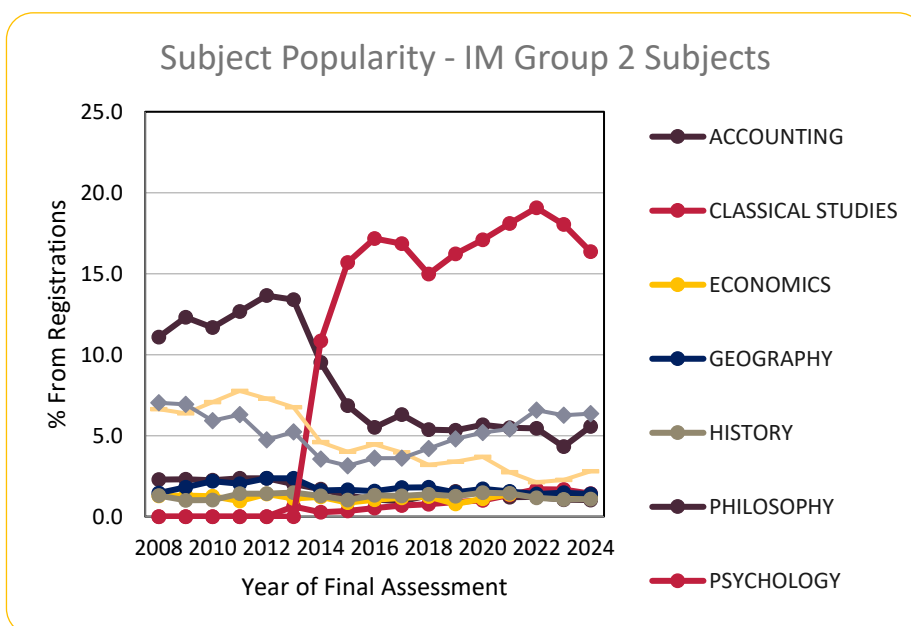


Figure 6.10: Trends in Registrations: Intermediate Group 2 Subjects

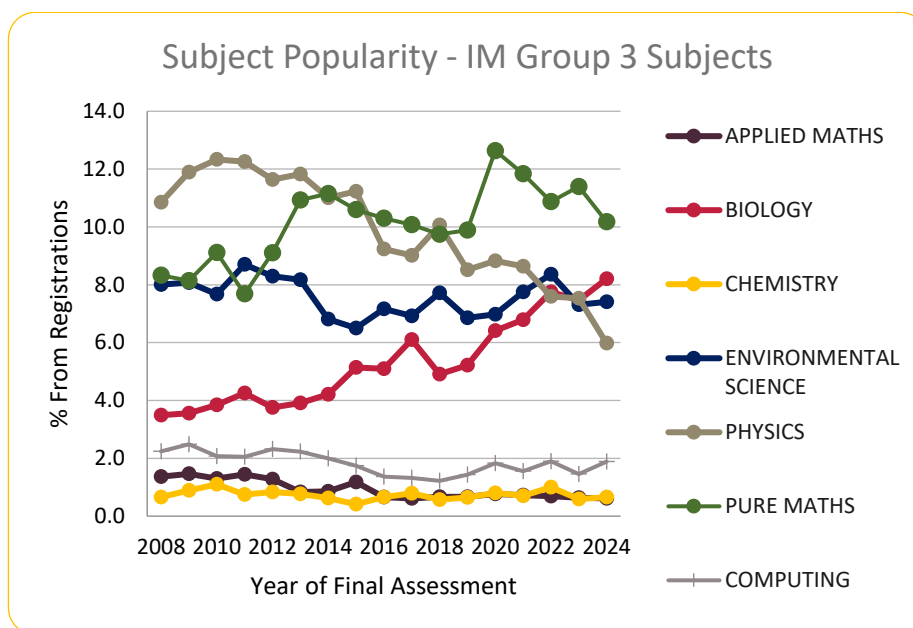


Figure 6.11: Trends in Registrations: Intermediate Group 3 Subjects

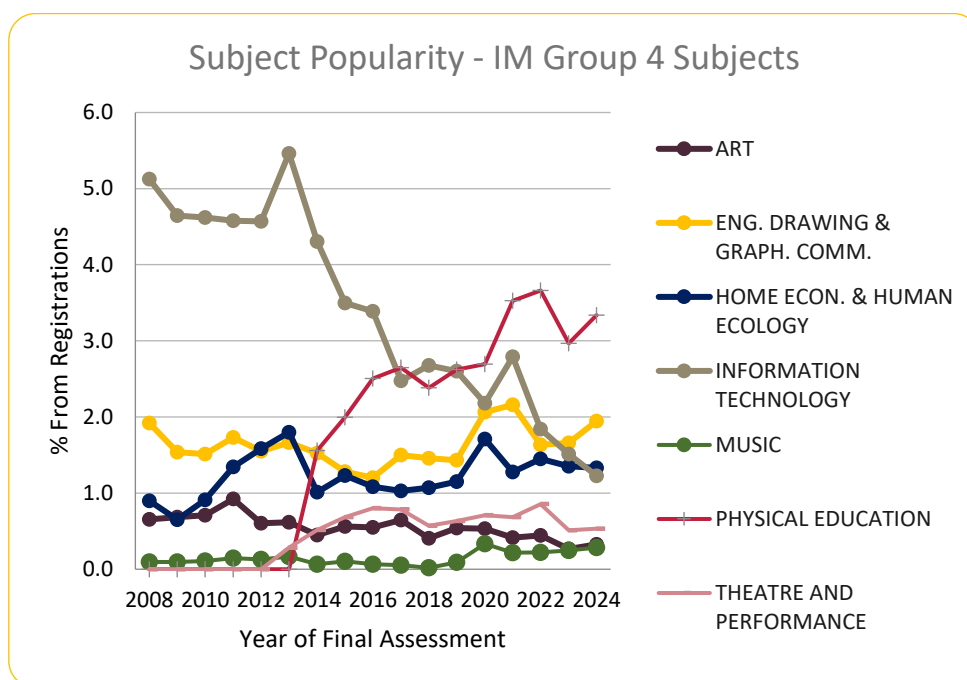


Figure 6.12: Trends in Registrations: Intermediate Group 4 Subjects

From the figures above, the following trends are noted:

- Most Group 1 subjects at Intermediate level have plummeted in registrations. However, registrations for Intermediate English had increased considerably in 2017 but are gradually decreasing. This year, 18.9% of candidates registered for IM English (22.8% in 2023, 26.6% in 2022 and 28.4% in 2021).
- The introduction of Intermediate Psychology (Group 2) and Intermediate Physical Education (Group 4) in 2013 appear to have had a considerable effect on other subjects at Intermediate level. The popularity of the following Intermediate level subjects has decreased considerably from 2013: Intermediate Maltese, Intermediate Philosophy and Intermediate Religious Knowledge. These shifts can be attributed to the displacement effects of the new subject choices. Intermediate Sociology can be observed to have been increasing for the past years in the percentage of candidates from total registrations sitting for the subject's examination.
- For Intermediate Group 3 subjects, the popularity of most subjects changes haphazardly between years. In general, it seems more candidates are registering for Intermediate Biology while there is a noticeable downturn over the years in candidates registering for Intermediate Physics. Chemistry and Applied Mathematics are small entry subjects. There are no sudden drops in registrations in Group 3 subjects coinciding with the entry of Intermediate Physical Education and Intermediate Psychology. Intermediate Computing has been introduced in this Group as from 2024 moving from Group 4.

The following figure shows the percentage candidates applying for Intermediate Systems of Knowledge in the First session. Candidates need to obtain a pass in Intermediate Systems of Knowledge to qualify for the Matriculation Certificate. Thus, candidates who did not sit for Intermediate Systems of Knowledge were not attempting to qualify for the Matriculation Certificate in that session of examinations, unless they had already obtained a passing grade in subject in a previous session. With the change in regulations in 2012, the percentage of candidates registering for Intermediate Systems of Knowledge in the First examination session has decreased by a few percentage points. Last year's great dip, however, in Systems of Knowledge seems to have been a one-off.

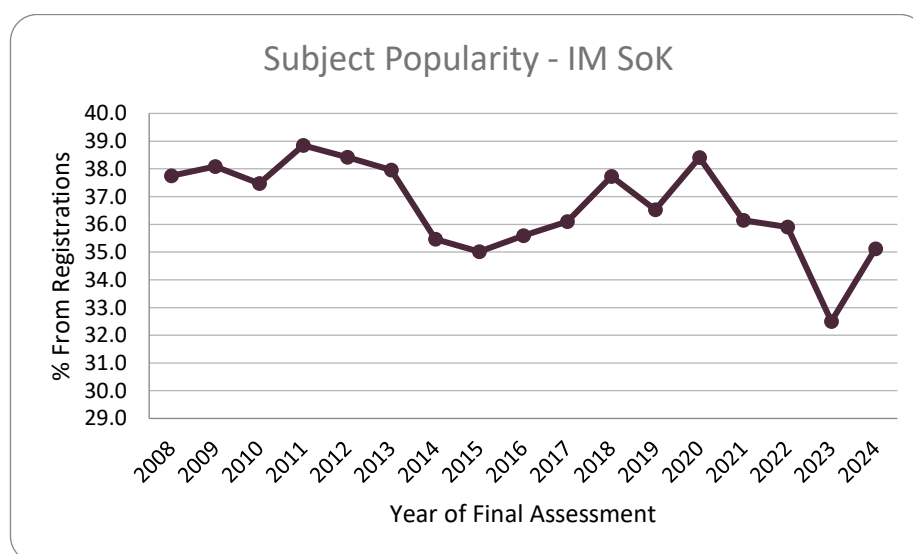


Figure 6.13: Trends in Registrations: Intermediate Systems of Knowledge

Statistical Report (2024): Matriculation Certificate Examinations

As from 2020's statistical report, a second appendix is included which presents tables giving information about the combination of subject examinations by candidates in the First session. Some notable observations from the tables in Appendix B are the following:

- Most candidates couple Advanced examinations of Chemistry and Biology. For the other candidates who registered for Advanced Biology, other common choices were Advanced English, Physics, and Marketing.
- AM English and Maltese are another common combination, although to a much lesser extent than Chemistry and Biology. Of the 795 candidates who registered for Advanced English and 527 for Advanced Maltese, 294 registered for both.
- The same thing can be said about Advanced Pure Mathematics and Physics with most candidates coupling these subjects. Advanced Computing is another common option amongst AM Pure Mathematics candidates.

Trends for subject choices at Intermediate level are harder to notice. Large subjects, such as Intermediate English and Psychology, are usually well represented among the cohorts for the other subjects.

Passes in 2024

This section brings together the main statistical results of the 2024 First and Second examination sessions. These include the number of all candidates who qualified for the Matriculation Certificate and, separately, the number of candidates of the 2006 cohort who qualified for the Matriculation Certificate. Data for the 2007 and 2005 cohort is also shown. These are presented in Table 6.1.

Table 6.1: Matriculation Certificates Awarded (First and Second Sessions)

	Males	Females	Total
All Candidates	575	808	1383
2006 cohort	484	694	1178
2005 cohort	64	73	137
2007 cohort	6	6	12

From the 1,383 candidates being awarded the Matriculation Certificate, 1,178 are from the 2006 cohort. When the results of the 2006 cohort in both examination sessions are aggregated, it is found that 64% of candidates from this cohort obtained the certificate. These make up 26.9% of the 18-year-olds residing in Malta (21.1% of males and 33.3% of females). Figure 6.14 shows the percentage of the 18-year-olds' cohort who qualified for the Matriculation Certificate as from 2004.

Statistical Report (2024): Matriculation Certificate Examinations

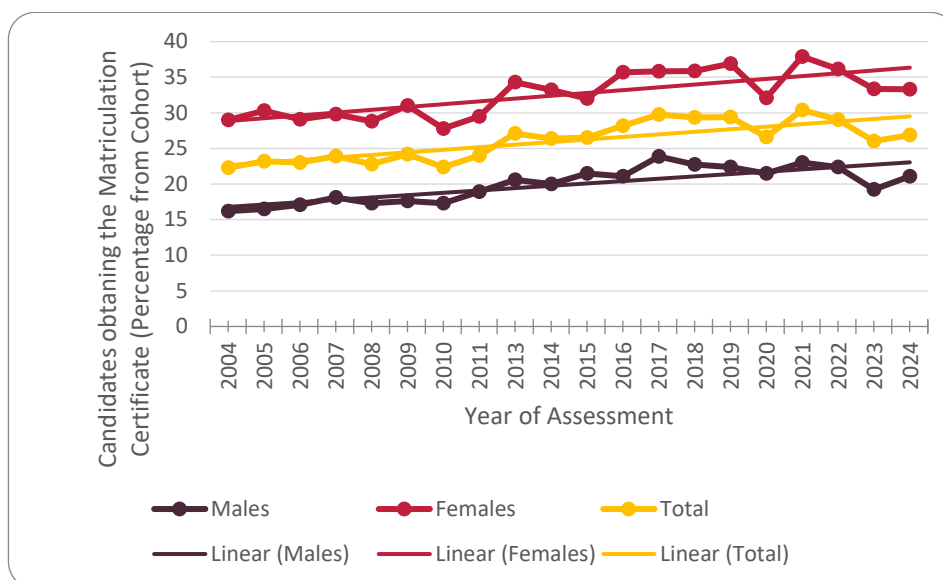


Figure 6.14: Percentage of the 18-year-old cohort who qualified for the Matriculation Certificate, by Year of Assessment and Sex

The overall percentage of the 18-year-old cohort qualifying for the Matriculation Certificate has exceeded 25% after the change in regulations in 2012. While in the eight years before the change in regulations, an average of 23.2% of the population used to gain the necessary entry requirements for University, in the twelve years after the change in regulations 28% did so. This year, 12.2% more females qualified for the Matriculation Certificate.

Table 6.2 indicates the percentage passes in the different subjects at Advanced Level in 2024 in both examination sessions separately. Table 6.3 presents similar data for the Intermediate level subjects. The percentage pass rate is usually higher in the First session than in the Second session. Pass rates in 2024 are generally lower than those reported up till 2018 (when examinations still had a fee). This is explained by the much higher rate of absenteeism since then.

Statistical Report (2024): Matriculation Certificate Examinations

Table 6.2: Passes in Advanced Level Subjects (First and Second Sessions)

Subject	First Session			Second Session		
	Registered	Grades A-E		Registered	Grades A-E	
		N	%		N	%
Accounting	262	181	69.1	64	25	39.1
Applied Maths	10	1	10.0	0	0	
Arabic	15	10	66.7	8	3	37.5
Art	75	49	65.3	14	6	42.9
Biology	525	409	77.9	101	54	53.5
Chemistry	392	314	80.1	39	17	43.6
Computing	146	122	83.6	26	15	57.7
Economics	128	92	71.9	22	13	59.1
Engineering Drawing	1	1	100.0	0	0	
English	795	568	71.4	237	142	59.9
French	23	21	91.3	7	4	57.1
Geography	38	28	73.7	6	1	16.7
German	27	20	74.1	4	2	50.0
Graphical Communication	33	22	66.7	9	5	55.6
Greek	0	0	0.0	0	0	
History	74	48	64.9	12	11	91.7
Home Econ. & Human Ecology	69	59	85.5	9	6	66.7
Information Technology	61	48	78.7	9	4	44.4
Italian	51	34	66.7	11	6	54.5
Latin	1	0	0.0	0	0	
Maltese	527	419	79.5	156	114	73.1
Marketing	551	352	63.9	255	159	62.4
Music	12	9	75.0	6	5	83.3
Philosophy	109	70	64.2	20	7	35.0
Physics	395	306	77.5	65	43	66.2
Pure Maths	501	357	71.3	110	55	50.0
Religious Knowledge	46	17	37.0	17	6	35.3
Russian	9	5	55.6	6	5	83.3
Sociology	241	184	76.3	82	51	62.2
Spanish	32	21	65.6	4	3	75.0
Theatre and Performance	21	16	76.2	5	1	20.0

Statistical Report (2024): Matriculation Certificate Examinations

Table 6.3: Passes in Intermediate Level Subjects (First and Second Sessions)

Subject	First Session			Second Session		
	Registered	Grades A-E		Registered	Grades A-E	
		N	%		N	%
Accounting	51	35	68.6	40	26	65.0
Applied Maths	31	21	67.7	16	7	43.8
Arabic	5	3	60.0	3	0	0.0
Art	13	7	53.8	5	0	0.0
Biology	365	211	57.8	250	82	32.8
Chemistry	29	10	34.5	39	10	25.6
Classical Studies	82	46	56.1	34	11	32.4
Computing	71	45	63.4	28	15	53.6
Economics	69	37	53.6	20	16	80.0
Eng. Drawing & Graph. Comm.	81	45	55.6	62	35	56.5
English	1115	763	68.4	696	524	75.3
Environmental Science	357	235	65.8	210	152	72.4
French	53	40	75.5	33	27	81.8
Geography	72	53	73.6	38	19	50.0
German	52	40	76.9	33	26	78.8
Greek	0	0		0	0	
History	52	39	75.0	34	25	73.5
Home Econ. & Human Ecology	66	38	57.6	40	26	65.0
Information Technology	74	51	68.9	17	9	52.9
Italian	57	39	68.4	22	15	68.2
Latin	2	1	50.0	1	0	0.0
Maltese	124	89	71.8	77	55	71.4
Marketing	419	284	67.8	268	164	61.2
Music	12	7	58.3	5	2	40.0
Philosophy	211	139	65.9	108	71	65.7
Physical Education	145	103	71.0	82	49	59.8
Physics	368	228	62.0	161	111	68.9
Psychology	882	541	61.3	420	249	59.3
Pure Maths	557	331	59.4	240	120	50.0
Religious Knowledge	111	65	58.6	102	44	43.1
Russian	6	6	100.0	2	1	50.0
Sociology	306	189	61.8	144	98	68.1
Spanish	47	34	72.3	15	10	66.7
Systems of Knowledge	1589	1263	79.5	517	376	72.7
Theatre and Performance	25	15	60.0	3	0	0.0

Statistical Report (2024): Matriculation Certificate Examinations

An analysis of Table 6.2 indicates that in Advanced level subjects the percentage of candidates obtaining Grades A to E differ substantially between subjects as shown below.

Pass rate (Grades A-E, First Session)	AM Subjects
90% - 100%	Engineering Drawing, French
80% - 89%	Chemistry, Computing, Home Econ. & Human Ecology
70% - 79%	Biology, Economics, English, Geography, German, Information Technology, Maltese, Music, Physics, Pure Maths, Sociology, Theatre and Performance
60% - 69%	Accounting, Arabic, Art, Graphical Communication, History, Italian, Marketing, Philosophy, Spanish
50-59%	Russian
>50%	Applied Maths, Religious Knowledge

An analysis of Table 6.3 indicates that in Intermediate level subjects the percentage of candidates obtaining Grades A to E differs substantially between subjects as shown below.

Pass rate (Grades A-E, First Session)	IM Subjects
80% - 89%	Maltese
70% - 79%	Art, Computing, German, Information Technology, Italian, Russian
60% - 69%	Classical Studies, English, Environmental Science, French, Geography, History, Home Econ. & Human Ecology, Music, Physical Education, Physics, Psychology, Religious Knowledge
50-59%	Arabic, Biology, Economics, Eng. Drawing & Graph. Comm., Marketing, Philosophy, Pure Maths
>50%	Applied Maths, Chemistry

Revision of Papers

The numbers of candidates applying for Revision of Papers from 2004 to 2024 are shown in Table 6.4. The table that follows, Table 6.5, shows the percentage of these applicants who had their grade revised. The two figures that follow represent this data graphically.

Table 6.4: Percentage Applications for Revision of Papers by Year, Session and Level

Year	First Session		Second Session	
	Advanced Matriculation (AM)	Intermediate Matriculation (IM)	Advanced Matriculation (AM)	Intermediate Matriculation (IM)
2004	8.1	3.9	7.3	5.9
2005	7.7	3.5	6.8	7.2
2006	5.9	2.7	9.6	8.0
2007	6.8	3.6	7.0	5.8
2008	5.5	4.4	5.7	4.3
2009	5.2	3.0	6.6	4.2
2010	6.2	4.1	7.3	6.3
2011	7.4	4.0	7.4	6.2
2013	8.2	4.0	2.9	4.2
2014	7.5	3.5	7.1	6.0
2015	8.5	3.1	5.5	2.7
2016	7.9	3.0	4.8	3.4
2017	6.9	3.1	8.2	5.9
2018	10.3	7.4	6.6	6.9
2019	9.2	5.2	4.2	5.9
2020	5.4	4.6	4.0	4.2
2021	5.3	2.6	4.9	3.3
2022	5.2	2.6	3.1	4.5
2023	7.2	2.6	6.8	3.1
2024	9.1	3.3	4.4	3.9

Statistical Report (2024): Matriculation Certificate Examinations

Table 6.5: Percentage Upgrades from Revision of Papers by Year, Session and Level

Year	First Session		Second Session	
	Advanced Matriculation (AM)	Intermediate Matriculation (IM)	Advanced Matriculation (AM)	Intermediate Matriculation (IM)
2004	4.0	4.6	1.3	3.1
2005	2.5	3.0	4.8	1.3
2006	2.9	6.6	0.9	22.8
2007	2.5	8.4	2.7	0.0
2008	2.1	3.1	6.0	0.0
2009	4.9	4.5	3.4	2.4
2010	4.9	3.5	1.4	7.5
2011	3.5	3.0	2.9	1.5
2013	4.3	5.8	0.0	0.0
2014	4.3	5.0	0.0	1.6
2015	1.0	7.7	2.8	11.4
2016	3.0	7.2	4.8	2.5
2017	3.6	7.9	0.0	10.5
2018	2.1	6.7	0.0	3.6
2019	1.0	2.9	1.5	4.2
2020	1.6	4.7	0.0	5.1
2021	1.9	1.5	0.0	4.6
2022	0.3	4.1	2.5	3.5
2023	2.3	5.6	0.0	6.0
2024	0.9	2.8	1.8	0.7

Figure 6.15 suggests that the percentage of candidates applying for Revision of Papers has followed no particular trend across the years. Drops and peaks along the years seem rather random. Thus, while in 2018 a sharp increase in the percentage requests for Revision of Papers is noted, especially for Intermediate and Advanced subjects following the First session, percentage registrations declined in 2019. Usually, the percentage of candidates applying for Revision of Papers is higher for Advanced Matriculation subjects. Figure 6.16 suggests that the percentage of upgrades from Revision of Papers has also followed no particular trend across the years.

Statistical Report (2024): Matriculation Certificate Examinations

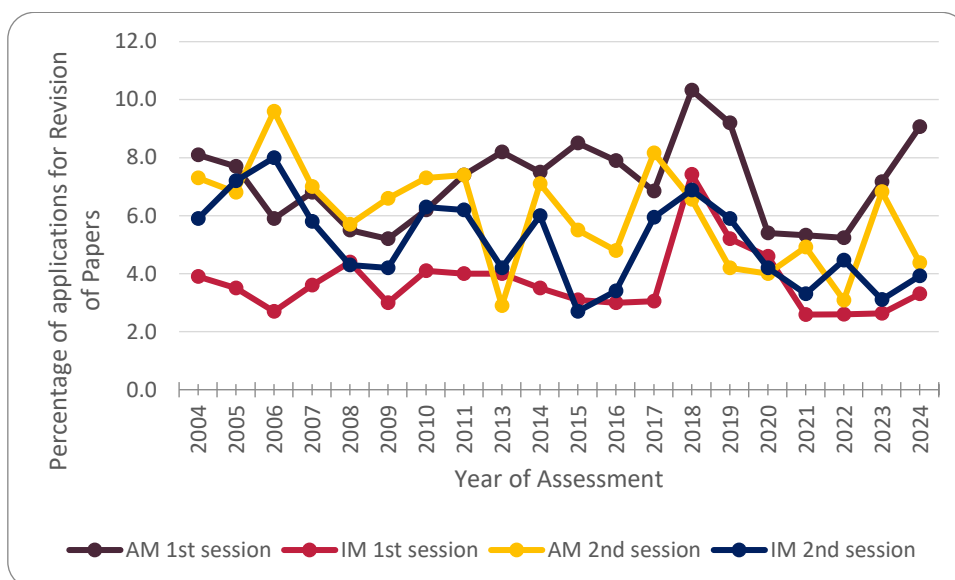


Figure 6.15: Percentage Applications for Revision of Papers by Year, Session and Level

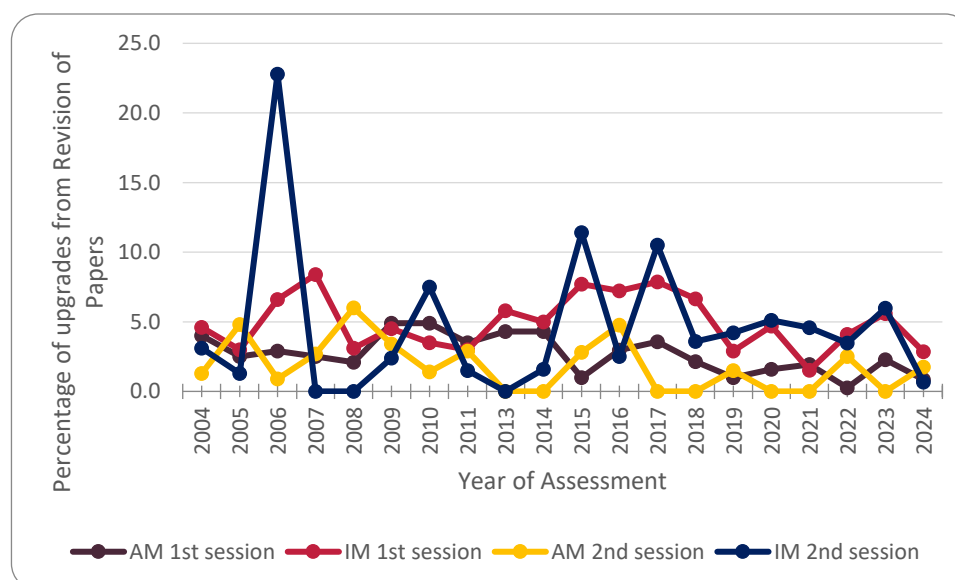


Figure 6.16: Percentage Upgrades from Revision of Papers by Year, Session and Level

7. CONCLUSION

This report has been produced with the intention of providing valid and reliable information about various aspects of the 2024 Matriculation Examination sessions. The emphasis is on both the presentation of the information as well as on important analyses that are possible as a result of this information. The report also makes it possible for individuals and institutions to carry out further analyses on the data presented. This report may also be used as a basis of an evaluation of the Matriculation Certificate system of examinations that has been in operation for more than twenty years to date. Trends from the change in regulations in 2012 are also visible.

Comments on this report and any recommendations on improving this or similar documents published by the MATSEC are welcome. These are to be addressed to Assessment Research and Development Office, MATSEC, Università ta' Malta on Tel: 2340 2814/5/6 or email: matsec@um.edu.mt.

APPENDIX A

Timetables for the 2024 MATSEC Examination Sessions

Statistical Report (2024): Matriculation Certificate Examinations



Matriculation and Secondary Education Certificate Examinations Board

First 2024 Session Timetable

	ADVANCED MATRICULATION FIRST SESSION		INTERMEDIATE MATRICULATION FIRST SESSION		
	09:00	16:00	09:00	16:00	
Thursday 25 April	Accounting I/Arabic II		Arabic	Systems of Knowledge	Thursday 25 April
Friday 26 April	Home Economics I	Accounting II		Accounting	Friday 26 April
Saturday 27 April	English I	English II			Saturday 27 April
Monday 29 April	Home Economics II	English III	Home Economics	English	Monday 29 April
Tuesday 30 April	Marketing I	Marketing II		Marketing	Tuesday 30 April
Thursday 2 May	History I	Economics I	History	Economics	Thursday 2 May
Friday 3 May	Economics II	History II		Physical Education	Friday 3 May
Saturday 4 May	Pure Mathematics I	History III	Pure Mathematics		Saturday 4 May
Monday 6 May	Pure Mathematics II	Arabic III/Russian I/ Italian I Part I (15:00)		Italian (List.) (17:00)	Monday 6 May
Tuesday 7 May	Biology I	Biology II		Biology	Tuesday 7 May
Wednesday 8 May	Biology III	French IV & I		French	Wednesday 8 May
Thursday 9 May	French II	Russian II/Spanish (List.) (15:00)		Spanish (List.) (16:00)	Thursday 9 May
Friday 10 May	Russian III		Russian	Psychology	Friday 10 May
Saturday 11 May	Maltese I/Applied Mathematics I	Maltese II	Maltese		Saturday 11 May
Monday 13 May	Geography I	Maltese III/Applied Mathematics II		Applied Mathematics	Monday 13 May
Tuesday 14 May	Geography II	German I/Greek I	Geography	German	Tuesday 14 May
Wednesday 15 May	Theatre and Performance I	Philosophy I			Wednesday 15 May
Thursday 16 May	German III	Theatre and Performance II		Theatre and Performance	Thursday 16 May
Friday 17 May	Philosophy II	German II (List. & Reading)/Greek II	Philosophy	German (List.) (15:00)/Greek	Friday 17 May
Saturday 18 May	Physics I	Physics II	Environmental Science	Physics	Saturday 18 May
Monday 20 May	Italian II	Italian III		Italian	Monday 20 May
Tuesday 21 May	Computing I/Info Tech I	Computing II/Info Tech II		Computing/Info Tech	Tuesday 21 May
Wednesday 22 May	Chemistry I	French III	Chemistry		Wednesday 22 May
Thursday 23 May	Chemistry II	Italian IV			Thursday 23 May
Friday 24 May	Sociology I	Spanish I/Latin I	Music (Parts I & III)	Music (Part III cont.)	Friday 24 May
Saturday 25 May	Religious Knowledge I	Religious Knowledge II	Religious Knowledge		Saturday 25 May
Monday 27 May	Sociology II	Music I	Sociology		Monday 27 May
Tuesday 28 May	Sociology III	Eng Draw/Graph Comm I			Tuesday 28 May
Wednesday 29 May	Eng Draw/Graph Comm II	Latin II	Eng Draw & Graph Comm	Latin/Classical Studies	Wednesday 29 May
Thursday 30 May	Music II (Part II)	Music III (performance/composition)/ Spanish II	Music (Part II)		Thursday 30 May
Friday 31 May	Spanish III	Art III	Spanish		Friday 31 May
Saturday 1 June	Art I	Art II	Art		Saturday 1 June

Statistical Report (2024): Matriculation Certificate Examinations



Matriculation and Secondary Education Certificate Examinations Board

Main/First 2024 Session Timetable

	ADVANCED MATRICULATION FIRST SESSION		INTERMEDIATE MATRICULATION FIRST SESSION		SECONDARY EDUCATION CERTIFICATE MAIN SESSION	
	09:00	16:00	09:00	16:00	09:00	16:00
Thursday 25 April	Accounting I/Arabic II		Arabic	Systems of Knowledge	SEAC English I & Listening Comprehension SEAC Mathematics	Accounting I
Friday 26 April	Home Economics I	Accounting II		Accounting	Home Economics I	Accounting II
Saturday 27 April	English I	English II			English Language I	English Language II
Monday 29 April	Home Economics II	English III	Home Economics	English	Home Economics II	Environmental Studies I
Tuesday 30 April	Marketing I	Marketing II		Marketing	History I	Environmental Studies II
Thursday 2 May	History I	Economics I	History	Economics	History II	Economics I
Friday 3 May	Economics II	History II		Physical Education	Economics II	Physical Education II
Saturday 4 May	Pure Mathematics I	History III	Pure Mathematics		Mathematics I	Mathematics II
Monday 6 May	Pure Mathematics II	Arabic III/Russian I/ Italian I Part I (15:00)		Italian (List.) (17:00)	Ethics II	Biology I
Tuesday 7 May	Biology I	Biology II		Biology	Design & Technology II	Biology II
Wednesday 8 May	Biology III	French IV & I		French	Commerce I/Business Studies I	French I & Listening Comprehension
Thursday 9 May	French II	Russian II/Spanish (List.) (15:00)		Spanish (List.) (16:00)	Commerce II/Business Studies II	French II & Listening Comprehension
Friday 10 May	Russian III		Russian	Psychology	Greek I/Russian I/ Class. Cult. & Civil. I	
Saturday 11 May	Maltese I/Applied Mathematics I	Maltese II	Maltese		Maltese I	Maltese II
Monday 13 May	Geography I	Maltese III/Applied Mathematics II		Applied Mathematics	Geography I	German I & Listening Comprehension
Tuesday 14 May	Geography II	German I/Greek I	Geography	German	Geography II	German II & Listening Comprehension
Wednesday 15 May	Theatre and Performance I	Philosophy I			Greek II/Russian II/ Class. Cult. & Civil. II	English Literature I
Thursday 16 May	German III	Theatre and Performance II		Theatre and Performance		English Literature II
Friday 17 May	Philosophy II	German II (List. & Reading)/Greek II	Philosophy	German (List.) (15:00)/Greek		Italian I & Listening Comprehension
Saturday 18 May	Physics I	Physics II	Environmental Science	Physics	Physics I	Physics II
Monday 20 May	Italian II	Italian III		Italian	Arabic II	Italian II & Listening Comprehension
Tuesday 21 May	Computing I/Info Tech I	Computing II/Info Tech II		Computing/Info Tech		Computing I
Wednesday 22 May	Chemistry I	French III	Chemistry		Chemistry I	Computing II
Thursday 23 May	Chemistry II	Italian IV			European Studies I	Spanish I & Listening Comprehension/Latin I
Friday 24 May	Sociology I	Spanish I/Latin I	Music (Parts I & III)	Music (Part III cont.)	Chemistry II	Spanish II & Listening Comprehension/Latin II
Saturday 25 May	Religious Knowledge I	Religious Knowledge II	Religious Knowledge		Religious Knowledge I	Religious Knowledge II
Monday 27 May	Sociology II	Music I	Sociology		Music II (Part I)	European Studies II
Tuesday 28 May	Sociology III	Eng Draw/Graph Comm I			Music II (Part II)	Music II (Part II) (cont.)
Wednesday 29 May	Eng Draw/Graph Comm II	Latin II	Eng Draw & Graph Comm	Latin/Classical Studies	Graphical Communication I	Social Studies I
Thursday 30 May	Music II (Part II)	Music III (performance/composition)/ Spanish II	Music (Part II)		Music I (Part I & II)	Social Studies II
Friday 31 May	Spanish III	Art III	Spanish		Graphical Communication II	Art II
Saturday 1 June	Art I	Art II	Art		Art I	Art I (cont.)

Statistical Report (2024): Matriculation Certificate Examinations



Matriculation and Secondary Education Certificate Examinations Board

Main 2024 Session Timetable

	SECONDARY EDUCATION CERTIFICATE MAIN SESSION		SECONDARY EDUCATION APPLIED CERTIFICATE MAIN SESSION		
	09:00	16:00	09:00	16:00	
Thursday 25 April		Accounting I	SEAC English I & Listening Comprehension/ SEAC Mathematics		Thursday 25 April
Friday 26 April	Home Economics I	Accounting II			Friday 26 April
Saturday 27 April	English Language I	English Language II			Saturday 27 April
Monday 29 April	Home Economics II	Environmental Studies I			Monday 29 April
Tuesday 30 April	History I	Environmental Studies II			Tuesday 30 April
Thursday 2 May	History II	Economics I			Thursday 2 May
Friday 3 May	Economics II	Physical Education II			Friday 3 May
Saturday 4 May	Mathematics I	Mathematics II			Saturday 4 May
Monday 6 May	Ethics II	Biology I			Monday 6 May
Tuesday 7 May	Design & Technology II	Biology II			Tuesday 7 May
Wednesday 8 May	Commerce I/Business Studies I	French I & Listening Comprehension			Wednesday 8 May
Thursday 9 May	Commerce II/Business Studies II	French II & Listening Comprehension			Thursday 9 May
Friday 10 May	Greek I/Russian I/ Class. Cult. & Civil. I				Friday 10 May
Saturday 11 May	Maltese I	Maltese II			Saturday 11 May
Monday 13 May	Geography I	German I & Listening Comprehension			Monday 13 May
Tuesday 14 May	Geography II	German II & Listening Comprehension			Tuesday 14 May
Wednesday 15 May	Greek II/Russian II/ Class. Cult. & Civil. II	English Literature I			Wednesday 15 May
Thursday 16 May		English Literature II			Thursday 16 May
Friday 17 May		Italian I & Listening Comprehension			Friday 17 May
Saturday 18 May	Physics I	Physics II			Saturday 18 May
Monday 20 May	Arabic II	Italian II & Listening Comprehension			Monday 20 May
Tuesday 21 May		Computing I			Tuesday 21 May
Wednesday 22 May	Chemistry I	Computing II			Wednesday 22 May
Thursday 23 May	European Studies I	Spanish I & Listening Comprehension/Latin I			Thursday 23 May
Friday 24 May	Chemistry II	Spanish II & Listening Comprehension/Latin II			Friday 24 May
Saturday 25 May	Religious Knowledge I	Religious Knowledge II			Saturday 25 May
Monday 27 May	Music II (Part I)	European Studies II			Monday 27 May
Tuesday 28 May	Music II (Part II)	Music II (Part II) (cont.)			Tuesday 28 May
Wednesday 29 May	Graphical Communication I	Social Studies I			Wednesday 29 May
Thursday 30 May	Music I (Part I & II)	Social Studies II			Thursday 30 May
Friday 31 May	Graphical Communication II	Art II			Friday 31 May
Saturday 1 June	Art I	Art I (cont.)			Saturday 1 June

Statistical Report (2024): Matriculation Certificate Examinations



Matriculation and Secondary Education Certificate Examinations Board

Main/First 2024 Session Timetable

ORAL EXAMINATIONS		PRACTICAL EXAMINATIONS		PHYSICAL EDUCATION EXAMINATIONS	
Advanced Matriculation Orals		Advanced Matriculation Practicals		Intermediate Matriculation Activities	
Maltese	Monday 18 March	Theatre and Performance	Tuesday 4 June	All Activities	Thursday 4 April
	Thursday 21 March		Wednesday 5 June		Friday 5 April
	Friday 5 April		Thursday 6 June		Monday 8 April
	Wednesday 10 April		Monday 10 June		Tuesday 9 April
English	Wednesday 20 March	Physics	Tuesday 11 June	Athletics, Games, Gym and Dance	Thursday 4 April
	Tuesday 26 March		Wednesday 12 June		Friday 5 April
	Tuesday 9 April		Thursday 13 June		Monday 8 April
	Monday 15 April		Friday 14 June		Tuesday 9 April
French	Thursday 18 April	Biology	Tuesday 4 June		Wednesday 10 April
	Monday 15 April		Thursday 6 June	Swimming	Thursday 11 April
	Wednesday 17 April		Thursday 13 June		Friday 12 April
	Thursday 20 April	Chemistry	Tuesday 4 June		Tuesday 4 June
Italian	Monday 3 June		Wednesday 5 June		Wednesday 5 June
			Thursday 6 June		Thursday 6 June
			Monday 10 June		Monday 10 June
Intermediate Matriculation Orals		Intermediate Matriculation Practicals		SEC Physical Education	
English	Thursday 14 March	Theatre and Performance	Tuesday 4 June	SEC Physical Education candidates shall be requested, in due course to indicate their practical activities choice electronically. More details shall be sent to the candidates' registered email address. Candidates who do not submit their choice by Thursday 30 November 2023 will not be scheduled for the practical component of the examination.	
	Friday 15 March		Wednesday 5 June		
	Thursday 4 April		Thursday 6 June		
	Monday 8 April		Monday 10 June		
French	Thursday 11 April	Agribusiness	Tuesday 11 June	Candidates will receive their Index Number and Venue details for Oral and Written Examinations in due course.	
	Tuesday 26 March		Wednesday 12 June		
	Saturday 6 April		Thursday 13 June		
	Saturday 13 April		Friday 14 June		
Maltese	Monday 22 April	Fashion and Textiles	Tuesday 16 April	Candidates are to note that where multiple dates are listed for oral/practical examinations for the same subject, exams may not be scheduled on all dates.	
			Tuesday 16 April		
			Wednesday 17 April		
			Thursday 18 April		
Arabic/German/Spanish/Russian			Friday 19 April		
			Monday 22 April		
			Tuesday 23 April		
			Wednesday 24 April		
Arabic/German/Spanish/Russian			Wednesday 24 April		
			Wednesday 24 April		
			Wednesday 24 April		
			Wednesday 24 April		

Following registration, candidates will be informed individually about:

- Advanced Matriculation Oral Examinations
- Advanced Matriculation Music Oral/Aural examinations
- Advanced Matriculation Biology, Chemistry, Physics and Theatre and Performance Practicals
- Intermediate Matriculation Physical Education Activities
- Intermediate Matriculation Theatre and Performance Practicals

- SEC Physical Education Activities
- SEC Listening Comprehension/Dictation (Group Examinations)
- SEC Reading, Conversation, Role Play, etc. (Individual Oral Examinations)

Statistical Report (2024): Matriculation Certificate Examinations



Matriculation and Secondary Education Certificate Examinations Board

Main/First 2024 Session Notices

Advanced Matriculation

Heads of School are to send the **coursework assessment marks** for **Engineering Drawing, Graphical Communication, Information Technology, Geography and Home Economics and Human Ecology** to **MATSEC** by **Wednesday 13 March 2024**. **Moderation of coursework** in schools will take place **between Monday 18 March 2024 and Friday 19 April 2024, both dates inclusive**.

All candidates sitting for Art and Private candidates sitting for Engineering Drawing, Graphical Communication, Information Technology, Geography and Home Economics and Human Ecology are to present their project to **MATSEC** or the **Examinations Centre Victoria, Gozo** between **Monday 26 February 2024 and Wednesday 13 March 2024 both dates inclusive from 8:00 – 12:00 or 14:00 – 16:00**.

The starting points of the **AM Art Thematic Project Work** will be published on the **MATSEC website** by **Thursday 4 April 2024**. Candidates are to hand in this work at the end of the **AM ART Paper I (Extended Thematic Project)** examination session in a folder.

Candidates sitting for **AM Music** are to indicate whether they will be choosing **Performance or Composition** on the on-line form at the time of registration. They are to present **two copies of the composition** (if chosen) to **MATSEC** or the **Examinations Centre Victoria, Gozo** by **noon Tuesday 30 April 2024**. Candidates choosing performance are to indicate the choice of instrument on the online form at the time of registration.

AM Theatre and Performance private candidates shall be requested electronically, in due course to indicate the venue in which they will be conducting their performance exam. Candidates who do not submit their choice by **Thursday 30 November 2023** will not be scheduled for their performance examination. More details shall be sent to the candidates' registered email address.

Reference should be made to the respective syllabi for further details about each subject including folders required.

Coursework Notice

All coursework submitted by private candidates will be assessed by the Board of Examiners for the subject. With the exception of **SEC, IM and AM Art**, it is to be presented in a special folder obtainable from **MATSEC**. All candidates may be called for an interview regarding their coursework. Interviews will be held between **Monday 18 March 2024 and Friday 19 April 2024 both dates inclusive**.

Specific dates for interviews will be scheduled per subject (where applicable). Candidates will be given an appointment for the interview on a specific date within this period. The date cannot be changed.

Coursework presented to **MATSEC** is to be collected by the candidates themselves on presentation of the **Identity card** between **Monday 19 August and Tuesday 20 August 2024 from 08:00 – 12:00**.

The **MATSEC Board** reserves the right to keep any of the works submitted by candidates.

Intermediate Matriculation

Heads of School are to send the **coursework assessment marks** for **Computing, Information Technology and Systems of Knowledge** to **MATSEC** by **Wednesday 13 March 2024**. **Moderation of coursework** in schools will take place between **Monday 18 March 2024 and Friday 19 April 2024, both dates inclusive**.

All candidates sitting for Art, and Private candidates sitting for Computing, Information Technology and Systems of Knowledge are to present their project to **MATSEC** or the **Examinations Centre Victoria, Gozo** between **Monday 26 February 2024 and Wednesday 13 March 2024 both dates inclusive from 8:00 – 12:00 or 14:00 – 16:00**.

IM Art candidates are to indicate whether for **Part II Section A – Work from Observation** – they will be choosing **Option (i) Still-life with Man-made and Natural forms**, or **Option (ii) the Human Figure**. Candidates are to indicate their choice on the on-line form at the time of registration.

The starting points of the **IM Art Thematic Project Work** will be published on the **MATSEC website** by **Thursday 4 April 2024**. Candidates are to present this work on **Monday 3 June 2024 from 08:00 – 12:00 or 14:00 – 16:00** at **MATSEC** or the **Examinations Centre Victoria, Gozo**.

Candidates sitting for **IM Music** are to indicate whether they will be choosing **Performance or Composition** on the on-line form at the time of registration. They are to present **two copies of the composition** (if chosen) to **MATSEC** or the **Examinations Centre Victoria, Gozo** by **noon Tuesday 30 April 2024**. Candidates choosing performance are to indicate the choice of instrument on the online form at the time of registration.

IM Theatre and Performance private candidates shall be requested electronically, in due course to indicate the venue in which they will be conducting their performance exam. Candidates who do not submit their choice by **Thursday 30 November 2023** will not be scheduled for their performance examination. More details shall be sent to the candidates' registered email address.

Reference should be made to the respective syllabi for further details about each subject including folders required.

Secondary Education Certificate

Heads of School are to send the **coursework assessment marks** for the subjects outlined below to **MATSEC** by **Wednesday 13 March 2024**. In due course, each respective school will be sent sheets for the candidates' assessment marks to be filled in. **Moderation of coursework** in schools will take place **between Monday 18 March 2024 and Friday 19 April 2024, both dates inclusive**.

Private candidates are to present their coursework for the subjects outlined below to **MATSEC** or the **Examinations Centre Victoria, Gozo** between **Monday 26 February 2024 and Wednesday 13 March 2024 both dates inclusive from 8:00 – 12:00 or 14:00 – 16:00**.

Subjects:

Art | Biology | Business Studies | Chemistry | Computing | Design and Technology | Environmental Studies | Ethics | European Studies | Geography | Home Economics | Physical Education | Physics

SEC Art candidates are to indicate whether for **Paper I – Work from Observation** – they will be choosing **Option (a) Still-life, composed of Man-made and Natural forms**, or **Option (b) the Human Figure**. Candidates are to indicate their choice on the on-line form at the time of registration.

The **Art General Themes** will be published on the **MATSEC website** by **Friday 10 May 2024**.

Candidates sitting for **SEC Music** are to indicate the choice of instrument on the online form at the time of registration.

SEC Physical Education candidates shall be requested, in due course to indicate their practical activities choice electronically. More details shall be sent to the candidates' registered email address. Candidates who do not submit their choice by **Thursday 30 November 2023** will not be scheduled for the practical component of the examination.

Reference should be made to the respective syllabi for further details about each subject including folders required.

Access Arrangements - Candidates are to apply for **Exam Access Arrangements** by **noon Wednesday 8 November 2023** at **MATSEC**.

Late applications for **Exam Access Arrangements** will only be accepted with late examination registrations between **Wednesday 15 November** and **noon Thursday 16 November 2023**. Late fees will apply. Applications for **Exam Access Arrangements** beyond **Thursday 16 November 2023** may be accepted and very late fees will apply.

MATSEC will not make any arrangements in case of clashes with examinations of other boards. Colleges/schools are advised to take note of examination dates before staging school activities for candidates sitting for MATSEC examinations on the prescribed dates as alterations will not be considered. REGISTRATIONS WILL BE OPEN BETWEEN WEDNESDAY 25 OCTOBER AND NOON WEDNESDAY 8 NOVEMBER 2023. TO REGISTER, CANDIDATES ARE TO APPLY ONLINE ON www.um.edu.mt/matsec/register. Candidates requesting changes in details after Wednesday 8 November will incur additional charges.

Late applications will be accepted online on www.um.edu.mt/matsec/register between **Wednesday 15 November** and **noon Thursday 16 November 2023**. Additional fees apply. A candidates' handbook is available for download from: <https://www.um.edu.mt/matsec/guidelines-policies>

Statistical Report (2024): Matriculation Certificate Examinations



Matriculation and Secondary Education Certificate Examinations Board

Supplementary/Second Session - 2024 Timetable

ADVANCED MATRICULATION SECOND SESSION		
Date	09:00	16:00
Tuesday 27 August		
Wednesday 28 August	Biology/Chemistry/Physics Practical Exams (am/pm)	
Thursday 29 August	Paper I (All Subjects)	
Friday 30 August	Paper II (All Subjects)	
Saturday 31 August		
Monday 2 September	Paper III (All Subjects) where applicable	
Tuesday 3 September		
Wednesday 4 September		

ADVANCED MATRICULATION NOTICES

Subject/Paper	Date	Time
Italian		
Paper I (Listening Comprehension and Dictation)	Thursday 29 August	To be announced
Paper II	Thursday 29 August	To be announced
Paper III	Friday 30 August	09:00
Paper IV	Monday 2 September	09:00
French		
Paper IV (Dictation)	Thursday 29 August	To be announced
Spanish		
Listening Comprehension	Thursday 29 August	To be announced
German		
Listening Comprehension	Friday 30 August	To be announced
Music		
Paper I (Part I and II)	Thursday 29 August	To be announced
Paper III	Monday 2 September	To be announced

TWO copies of the music composition (if chosen) are to be presented to **MATSEC** or the **Examinations Centre, Victoria Gozo** between **Monday 12 August** and **Wednesday 14 August 2024** from **08:00 to 12:00**. Candidates choosing **performance** shall be requested, in due course to indicate their choice of instrument electronically. Candidates who do not submit their choice by **Thursday 8 August 2024** will not be scheduled for their performance examination. More details shall be sent to the candidates' registered email address.

AM Theatre and Performance private candidates shall be requested electronically, in due course to indicate the venue in which they will be conducting their performance exam. Candidates who do not submit their choice by **Thursday 8 August 2024** will not be scheduled for their performance examination. More details shall be sent to the candidates' registered email address.

INTERMEDIATE SECOND SESSION	
09:00	16:00
Physical Education Practical Exam (am/pm)	
	Systems of Knowledge
Group I Subjects	Group II Subjects
Group IV Subjects	Group III Subjects

SECONDARY EDUCATION APPLIED CERTIFICATE SUPPLEMENTARY SESSION

09:00	
Friday 30 August	English & Communication (inc. Listening Comprehension)/Mathematics

INTERMEDIATE MATRICULATION NOTICES

Subject/Paper	Date	Time
German		
Listening Comprehension	Thursday 5 September	To be announced
Italian		
Listening Comprehension	Thursday 5 September	To be announced
Spanish		
Listening Comprehension	Thursday 5 September	To be announced
Music		

TWO copies of the music composition (if chosen) are to be presented to **MATSEC** or the **Examinations Centre, Victoria Gozo** between **Monday 12 August** and **Wednesday 14 August 2024** from **08:00 to 12:00**. Candidates choosing **performance** shall be requested, in due course to indicate their choice of instrument electronically. Candidates who do not submit their choice by **Thursday 8 August 2024** will not be scheduled for their performance examination. More details shall be sent to the candidates' registered email address.

IM Theatre and Performance private candidates shall be requested electronically, in due course to indicate the venue in which they will be conducting their performance exam. Candidates who do not submit their choice by **Thursday 8 August 2024** will not be scheduled for their performance examination. More details shall be sent to the candidates' registered email address.

SECONDARY EDUCATION CERTIFICATE SUPPLEMENTARY SESSION	
09:00	16:00
English Language I	English Language II
Biology/Chemistry/Physics Paper I	Biology/Chemistry/Physics Paper II
Mathematics I	Mathematics II
Maltese I	Maltese II

GROUP SUBJECTS

Group I	
Maltese	Greek
Arabic	Italian
English	Latin
French	Russian
German	Spanish
Group II	
Accounting	Marketing
Classical Studies*	Philosophy
Economics	Psychology*
Geography	Religious Knowledge
History	Sociology
Group III	
Applied Mathematics (Mechanics)	Environmental Science*
Biology	Physics
Chemistry	Pure Mathematics
Computing	
Group IV	
Art	Information Technology
Engineering Drawing	Music
Graphical Communication	Physical Education*
Home Economics and Human Ecology	Theatre and Performance

Systems of Knowledge*

***offered at Intermediate Level (IM) only**

Statistical Report (2024): Matriculation Certificate Examinations



Matriculation and Secondary Education Certificate Examinations Board

Supplementary/Second Session - 2024 Timetable

ADVANCED MATRICULATION

Orals

Arabic/French/German/Italian/Maltese/Russian/Spanish	Wednesday 28 August
Music II Part I	Friday 6 September

Practicals

Theatre and Performance	Friday 6 September
-------------------------	--------------------

Art | All Candidates

Presentation of Coursework (Portfolio, Personal Study and Visual Journal) between **Thursday 18 July** and **noon Friday 26 July 2024** at MATSEC or the Examination Centre in Victoria, Gozo.

Starting points of Thematic Project Work will be published on the MATSEC website by **Wednesday 17 July 2024**. Candidates are to hand in this work at the end of the AM Art I (Extended Thematic Project) examination session in a folder.

Engineering Drawing, Graphical Communication, Information Technology, Geography, Home Economics and Human Ecology | Private Candidates

Presentation of Project between **Thursday 18 July** and **noon Friday 26 July 2024** at MATSEC or the Examination Centre in Victoria, Gozo.

Coursework/Project Interviews: Friday 16 August 2024 – Monday 9 September 2024 both dates inclusive. All candidates may be called for an interview. Specific dates for interviews will be scheduled per subject (where applicable). Candidates will be given an appointment for the interview on a specific date within this period. The date cannot be changed.

SECONDARY EDUCATION CERTIFICATE

Biology, Chemistry, Physics | Private Candidates

Presentation of Project between **Thursday 18 July** and **noon Friday 26 July 2024** at MATSEC or the Examination Centre in Victoria, Gozo.

Coursework/Project Interviews: Friday 16 August 2024 – Monday 9 September 2024 both dates inclusive. All candidates may be called for an interview. Specific dates for interviews will be scheduled per subject (where applicable). Candidates will be given an appointment for the interview on a specific date within this period. The date cannot be changed.

CANDIDATES REGISTERING FOR AN EXAMINATION FOR THE FIRST TIME WILL BE TREATED AS PRIVATE CANDIDATES. THEREFORE, ALL COURSEWORK/PROJECT WORK IS TO BE PRESENTED TO MATSEC OR THE EXAMINATIONS CENTRE, VICTORIA GOZO AS INDICATED ABOVE.

Coursework presented to MATSEC is to be collected by the candidates themselves on presentation of the Identity card during the week starting **Monday 21 October 2024** from **08:00 to 12:00** and **14:00 to 16:00**.
The MATSEC Board reserves the right to keep any of the works submitted by candidates.

INTERMEDIATE MATRICULATION

Orals

Arabic/French/German/Italian/Maltese/Russian/Spanish	Thursday 5 September
English	Wednesday 28 August
	Thursday 5 September

Practicals

Theatre and Performance	Friday 6 September
Music Part I and Part III	Friday 6 September

Art | All candidates

Presentation of Coursework (Portfolio, Personal Study and Visual Journal) between **Thursday 18 July** and **noon Friday 26 July 2024** at MATSEC or the Examination Centre in Victoria, Gozo.

Starting points of Thematic Project Work will be published on the MATSEC website by **Monday 5 August 2024**. Candidates are to present this work on **Thursday 5 September 2024** from **08:00 to 12:00** at MATSEC or the Examination Centre in Victoria, Gozo.

Computing, Information Technology, Systems of Knowledge | Private Candidates

Presentation of Project between **Thursday 18 July** and **noon Friday 26 July 2024** at MATSEC or the Examination Centre in Victoria, Gozo.

Coursework/Project Interviews: Friday 16 August 2024 – Monday 9 September 2024 both dates inclusive. All candidates may be called for an interview. Specific dates for interviews will be scheduled per subject (where applicable). Candidates will be given an appointment for the interview on a specific date within this period. The date cannot be changed.

REGISTRATIONS WILL BE OPEN BETWEEN THURSDAY 18 JULY 2024 AND NOON TUESDAY 23 JULY 2024.

LATE APPLICATIONS WILL BE ACCEPTED ON THURSDAY 25 JULY 2024 AND TILL NOON FRIDAY 26 JULY 2024. ADDITIONAL FEES APPLY.

APPENDIX B

Combination of subjects at Advanced Matriculation level and at Intermediate Matriculation level

Statistical Report (2024): Matriculation Certificate Examinations

Table B.0.1: Subject combinations: Advanced level subjects (First session)

	ACCOUNTING	APPLIED MATHS	ARABIC	ART	BIOLOGY	CHEMISTRY	COMPUTING	ECONOMICS	ENGINEERING DRAWING	ENGLISH	FRENCH	GEOGRAPHY	GERMAN	GRAPHICAL COMMUNICATION	HISTORY	HOME ECON. & HUMAN ECOLOGY	INFORMATION TECHNOLOGY	ITALIAN	MALTESE	MARKETING	MUSIC	PHILOSOPHY	PHYSICS	PURE MATHS	RELIGIOUS KNOWLEDGE	RUSSIAN	SOCIOLOGY	SPANISH	THEATRE AND PERFORMANCE
ACCOUNTING	262	1	0	2	0	0	10	34	0	12	0	0	1	0	2	1	7	0	10	77	1	2	1	16	3	0	6	0	0
APPLIED MATHS	1	10	0	0	0	0	0	1	0	3	0	0	1	0	1	0	0	1	1	1	0	0	5	6	0	0	0	0	0
ARABIC	0	0	15	0	4	3	0	1	0	1	0	0	0	0	1	0	0	0	0	1	0	1	3	3	0	0	1	0	0
ART	2	0	0	75	5	1	2	1	1	24	1	1	1	11	1	1	1	0	1	11	1	4	2	4	0	0	7	0	1
BIOLOGY	0	0	4	5	525	370	2	4	0	40	3	1	0	0	2	10	0	1	10	16	2	4	19	6	1	0	15	0	1
CHEMISTRY	0	0	3	1	370	392	1	2	0	8	1	0	0	0	1	0	0	0	1	0	1	1	7	6	0	0	1	0	1
COMPUTING	10	0	0	2	2	1	146	6	0	13	0	0	0	0	2	0	0	0	0	14	0	2	9	94	0	1	3	0	0
ECONOMICS	34	1	1	1	4	2	6	128	0	7	2	0	0	0	5	0	4	2	5	47	1	3	4	11	1	0	4	1	0
ENGINEERING DRAWING	0	0	0	1	0	0	0	0	1	0	0	0	0	0	0	0	0	0	0	0	0	0	0	0	0	0	0	0	0
ENGLISH	12	3	1	24	40	8	13	7	0	795	9	6	6	5	18	14	5	10	294	86	1	36	9	7	8	1	86	7	14
FRENCH	0	0	0	1	3	1	0	2	0	9	23	1	0	0	2	0	0	4	2	2	1	2	0	0	0	0	0	2	0
GEOGRAPHY	0	0	0	1	1	0	0	0	0	6	1	38	1	0	9	0	0	1	3	6	0	1	5	3	0	1	2	0	0
GERMAN	1	1	0	1	0	0	0	0	0	6	0	1	27	1	0	1	0	1	1	2	0	0	1	2	0	0	0	0	1
GRAPHICAL COMMUNICATION	0	0	0	11	0	0	0	0	0	5	0	0	1	33	0	1	4	0	0	6	1	0	1	2	0	0	0	0	0
HISTORY	2	1	1	1	2	1	2	5	0	18	2	9	0	0	74	1	0	2	8	7	0	7	2	2	4	0	10	0	0
HOME ECON. & HUMAN ECOLOGY	1	0	0	1	10	0	0	0	0	14	0	0	1	1	1	69	0	1	12	9	0	1	1	1	3	0	7	0	0
INFORMATION TECHNOLOGY	7	0	0	1	0	0	0	4	0	5	0	0	0	4	0	0	61	0	1	22	1	2	4	7	0	0	0	0	0
ITALIAN	0	1	0	0	1	0	0	2	0	10	4	1	1	0	2	1	0	51	5	9	0	3	1	0	3	0	7	7	0
MALTESE	10	1	0	1	10	1	0	5	0	294	2	3	1	0	8	12	1	5	527	30	2	6	2	1	4	0	24	2	0
MARKETING	77	1	1	11	16	0	14	47	0	86	2	6	2	6	7	9	22	9	30	551	0	9	17	28	7	3	38	3	1
MUSIC	1	0	0	1	2	1	0	1	0	1	1	0	0	1	0	0	1	0	2	0	12	1	0	0	0	0	0	0	1
PHILOSOPHY	2	0	1	4	4	1	2	3	0	36	2	1	0	0	7	1	2	3	6	9	1	109	1	8	2	0	21	0	1
PHYSICS	1	5	3	2	19	7	9	4	0	9	0	5	1	1	2	1	4	1	2	17	0	1	395	321	2	0	3	1	1
PURE MATHS	16	6	3	4	6	6	94	11	0	7	0	3	2	2	2	1	7	0	1	28	0	8	321	501	2	0	4	1	1
RELIGIOUS KNOWLEDGE	3	0	0	0	1	0	0	1	0	8	0	0	0	0	4	3	0	3	4	7	0	2	2	46	0	3	1	0	0
RUSSIAN	0	0	0	0	0	0	1	0	0	1	0	1	0	0	0	0	0	0	0	3	0	0	0	0	0	9	2	0	1
SOCIOLOGY	6	0	1	7	15	1	3	4	0	86	0	2	0	0	10	7	0	7	24	38	0	21	3	4	3	2	241	2	2
SPANISH	0	0	0	0	0	0	0	1	0	7	2	0	0	0	0	0	0	7	2	3	0	0	1	1	1	0	2	32	1
THEATRE AND PERFORMANCE	0	0	0	1	1	1	0	0	0	14	0	0	1	0	0	0	0	0	0	1	1	1	1	1	0	1	2	1	21

Statistical Report (2024): Matriculation Certificate Examinations
Table B. 0.2: Subject combinations: Intermediate level subjects (First session)

	ACCOUNTING	APPLIED MATHS	ARABIC	ART	BIOLOGY	CHEMISTRY	CLASSICAL STUDIES	COMPUTING	ECONOMICS	ENG. DRAWING & GRAPH. COMM.	ENGLISH	ENVIRONMENTAL SCIENCE	FRENCH	GEOGRAPHY	GERMAN	HISTORY	HOME ECON. & HUMAN ECOLOGY	INFORMATION TECHNOLOGY	ITALIAN	LATIN	MALTESE	MARKETING	MUSIC	PHILOSOPHY	PHYSICAL EDUCATION	PHYSICS	PSYCHOLOGY	PURE MATHS	RELIGIOUS KNOWLEDGE	RUSSIAN	SOCIOLOGY	SPANISH	SYSTEMS OF KNOWLEDGE	THEATRE AND PERFORMANCE
ACCOUNTING	50	0	1	0	5	0	0	4	3	3	17	1	1	1	1	0	2	4	0	1	1	5	0	1	2	4	3	7	0	0	4	0	22	0
APPLIED MATHS	0	30	1	0	0	0	0	0	1	1	6	2	0	1	1	0	0	0	0	0	3	1	0	4	1	3	6	2	0	0	0	0	21	0
ARABIC	1	1	8	0	1	0	0	1	1	2	2	1	0	0	0	0	1	1	0	1	2	2	0	1	0	2	4	0	0	0	1	0	2	0
ART	0	0	0	16	3	0	0	0	0	0	5	0	1	0	1	0	1	0	0	0	1	5	0	0	0	1	6	2	0	0	0	0	13	0
BIOLOGY	5	0	1	3	401	4	10	4	5	2	68	16	3	3	6	5	20	5	10	1	10	38	2	35	23	2	198	21	11	0	34	0	257	5
CHEMISTRY	0	0	0	0	4	32	2	0	1	0	7	3	0	1	1	0	0	0	1	0	0	4	0	2	0	2	9	3	1	0	3	0	21	2
CLASSICAL STUDIES	0	0	0	0	10	2	69	1	1	2	14	15	1	0	0	0	3	0	2	0	3	3	1	4	1	3	8	6	2	0	6	2	38	4
COMPUTING	4	0	1	0	4	0	1	92	2	2	23	2	0	0	0	2	1	2	0	1	8	7	1	6	0	0	12	8	2	1	1	0	56	0
ECONOMICS	3	1	1	0	5	1	1	2	64	2	16	6	0	0	3	0	4	2	0	1	5	8	0	3	1	2	4	16	3	0	4	1	44	0
ENG. DRAWING & GRAPH. COMM.	3	1	2	0	2	0	2	2	2	95	41	2	0	6	1	1	1	1	1	1	3	20	0	4	0	0	13	4	5	0	1	1	67	0
ENGLISH	17	6	2	5	68	7	14	23	16	41	924	69	10	25	11	9	21	20	7	0	27	137	4	58	41	85	224	150	39	0	61	8	440	2
ENVIRONMENTAL SCIENCE	1	2	1	0	16	3	15	2	6	2	69	362	10	12	7	8	12	5	11	0	18	59	1	49	38	2	99	12	15	4	66	5	229	2
FRENCH	1	0	0	1	3	0	1	0	0	0	10	10	66	0	0	1	1	0	0	0	2	11	1	5	1	7	19	5	1	1	2	1	30	0
GEOGRAPHY	1	1	0	0	3	1	0	0	0	6	25	12	0	68	0	1	3	0	1	0	2	6	0	4	1	1	7	11	0	0	2	2	35	0
GERMAN	1	1	0	1	6	1	0	0	3	1	11	7	0	0	57	0	0	0	1	0	2	2	1	5	1	11	11	7	1	0	2	0	31	1
HISTORY	0	0	0	0	5	0	0	2	0	1	9	8	1	1	0	53	0	1	1	0	5	7	0	7	4	3	3	3	4	0	3	0	32	0
HOME ECON. & HUMAN ECOLOGY	2	0	1	1	20	0	3	1	4	1	21	12	1	3	0	0	65	1	0	1	3	9	0	2	0	6	17	4	2	0	9	0	34	0
INFORMATION TECHNOLOGY	4	0	1	0	5	0	0	2	2	1	20	5	0	0	0	1	1	60	0	1	1	6	0	3	1	3	4	14	1	0	1	0	46	0
ITALIAN	0	0	0	0	10	1	2	0	0	1	7	11	0	1	1	1	0	0	51	0	2	3	0	6	1	3	14	4	1	1	4	0	32	0
LATIN	1	0	1	0	1	0	0	1	1	1	0	0	0	0	0	0	1	1	0	1	1	0	0	1	0	0	1	0	0	0	0	0	0	0
MALTESE	1	3	2	1	10	0	3	8	5	3	27	18	2	2	2	5	3	1	2	1	176	19	2	6	8	15	35	25	17	0	11	1	87	1
MARKETING	5	1	2	5	38	4	3	7	8	20	137	59	11	6	2	7	9	6	3	0	19	434	1	22	19	29	51	43	17	0	46	2	198	0
MUSIC	0	0	0	0	2	0	1	1	0	0	4	1	1	0	1	0	0	0	0	0	2	1	14	2	0	0	2	0	1	0	0	0	10	1
PHILOSOPHY	1	4	1	0	35	2	4	6	3	4	58	49	5	4	5	7	2	3	6	1	6	22	2	272	3	18	83	30	4	2	27	2	189	0
PHYSICAL EDUCATION	2	1	0	0	23	0	1	0	1	0	41	38	1	1	1	4	0	1	1	0	8	19	0	3	163	11	35	18	3	0	9	1	99	0
PHYSICS	4	3	2	1	2	2	3	0	2	0	85	2	7	1	11	3	6	3	3	0	15	29	0	18	11	292	95	16	11	0	14	1	159	1
PSYCHOLOGY	3	6	4	6	198	9	8	12	4	13	224	99	19	7	11	3	17	4	14	1	35	51	2	83	35	95	799	77	13	3	79	9	537	7
PURE MATHS	7	2	0	2	21	3	6	8	16	4	150	12	5	11	7	3	4	14	4	0	25	43	0	30	18	16	77	497	22	0	41	7	330	5
RELIGIOUS KNOWLEDGE	0	0	0	0	11	1	2	2	3	5	39	15	1	0	1	4	2	1	1	0	17	17	1	4	3	11	13	22	137	0	9	1	61	0
RUSSIAN	0	0	0	0	0	0	0	1	0	0	0	4	1	0	0	0	0	0	1	0	0	0	0	2	0	0	3	0	0	11	1	0	6	0
SOCIOLOGY	4	0	1	0	34	3	6	1	4	1	61	66	2	2	2	3	9	1	4	0	11	46	0	27	9	14	79	41	9	1	311	1	178	1
SPANISH	0	0	0	0	0	0	2	0	1	1	8	5	1	2	0	0	0	0	0	0	1	2	0	2	1	1	9	7	1	0	1	42	19	0
SYSTEMS OF KNOWLEDGE	22	21	2	13	257	21	38	56	44	67	440	229	30	35	31	32	34	46	32	0	87	198	10	189	99	159	537	330	61	6	178	19	1716	18
THEATRE AND PERFORMANCE	0	0	0	0	5	2	4	0	0	0	2	2	0	0	1	0	0	0	0	0	1	0	1	0	0	1	7	5	0	0	1	0	18	26