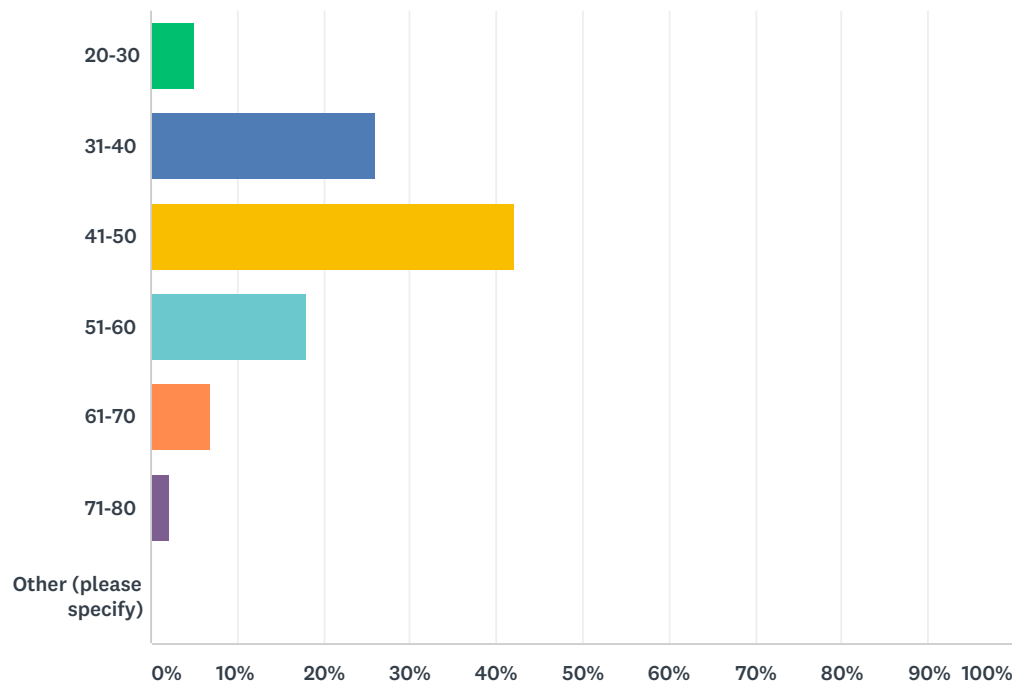


## Q1 Age - Please select your age:

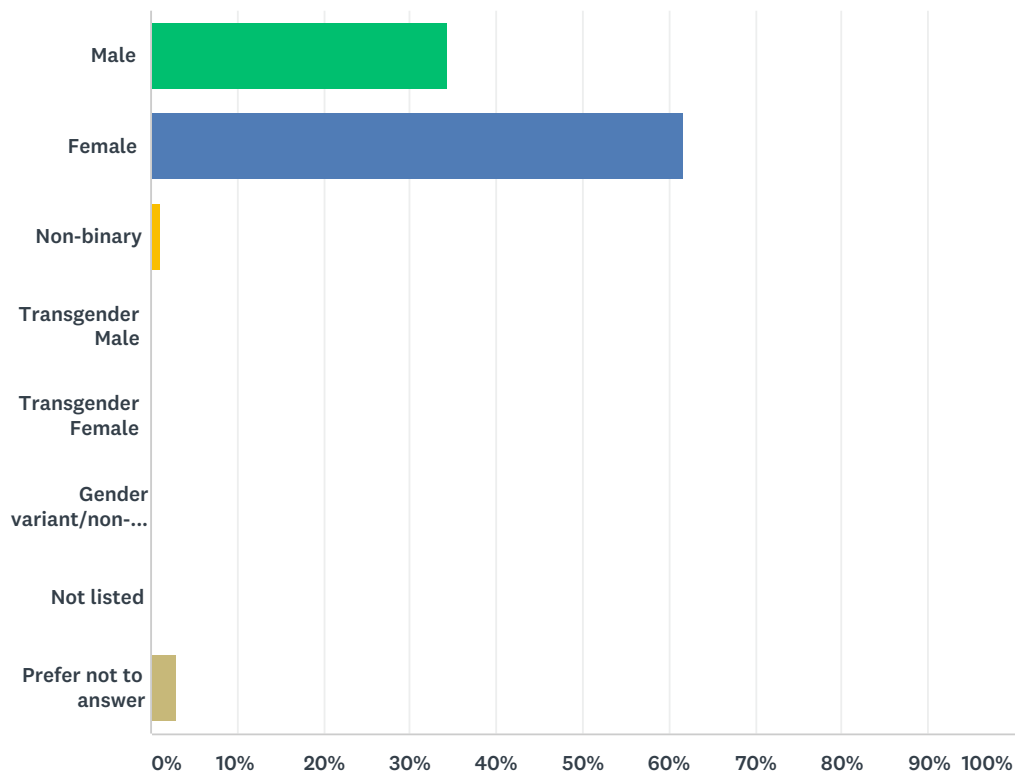
Answered: 100 Skipped: 1



ANSWER CHOICES	RESPONSES	
20-30	5.00%	5
31-40	26.00%	26
41-50	42.00%	42
51-60	18.00%	18
61-70	7.00%	7
71-80	2.00%	2
Other (please specify)	0.00%	0
TOTAL		100

## Q2 Which gender do you most identify with?

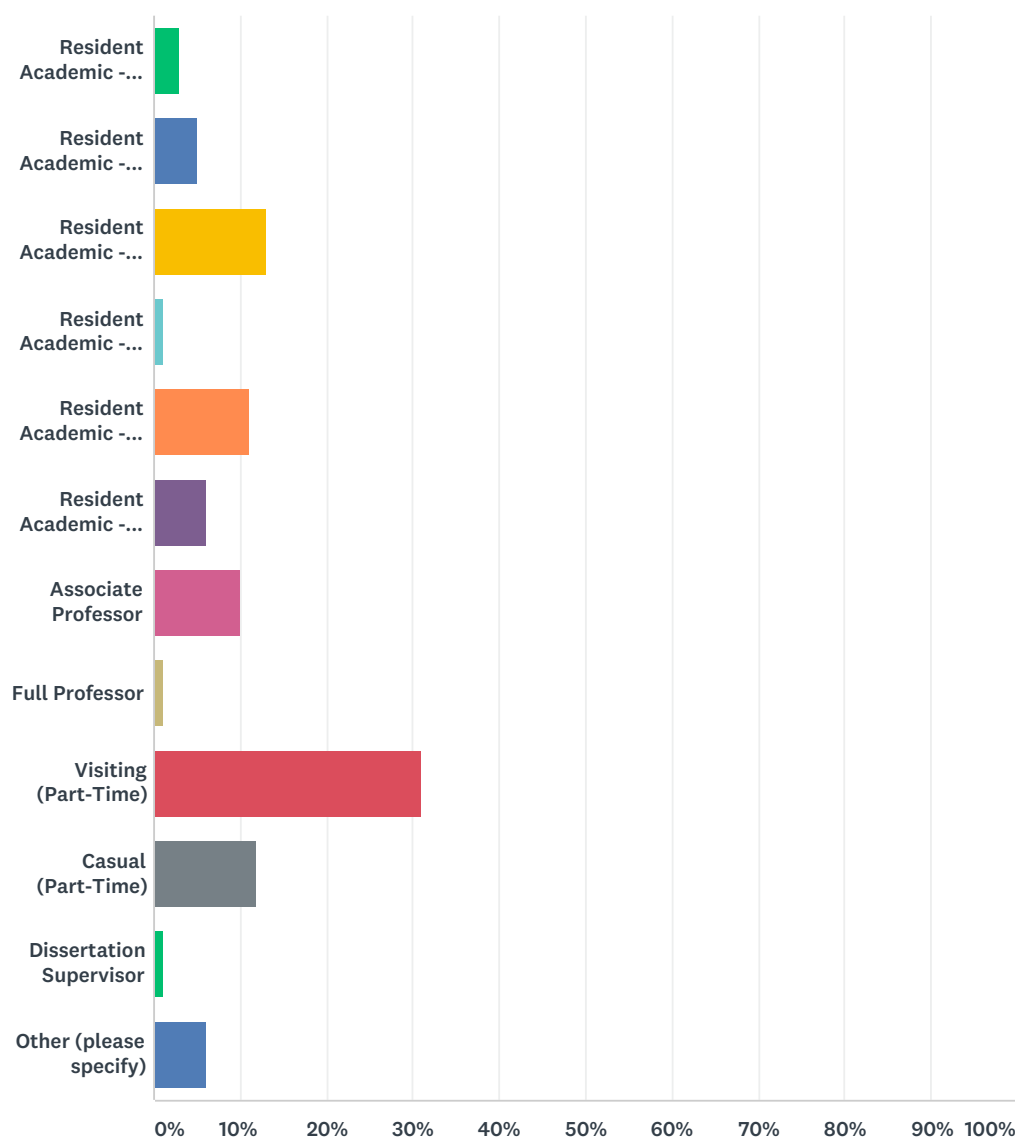
Answered: 99   Skipped: 2



ANSWER CHOICES	RESPONSES	
Male	34.34%	34
Female	61.62%	61
Non-binary	1.01%	1
Transgender Male	0.00%	0
Transgender Female	0.00%	0
Gender variant/non-conforming	0.00%	0
Not listed	0.00%	0
Prefer not to answer	3.03%	3
<b>TOTAL</b>		<b>99</b>

### Q3 Please identify your status at the University of Malta:

Answered: 100 Skipped: 1

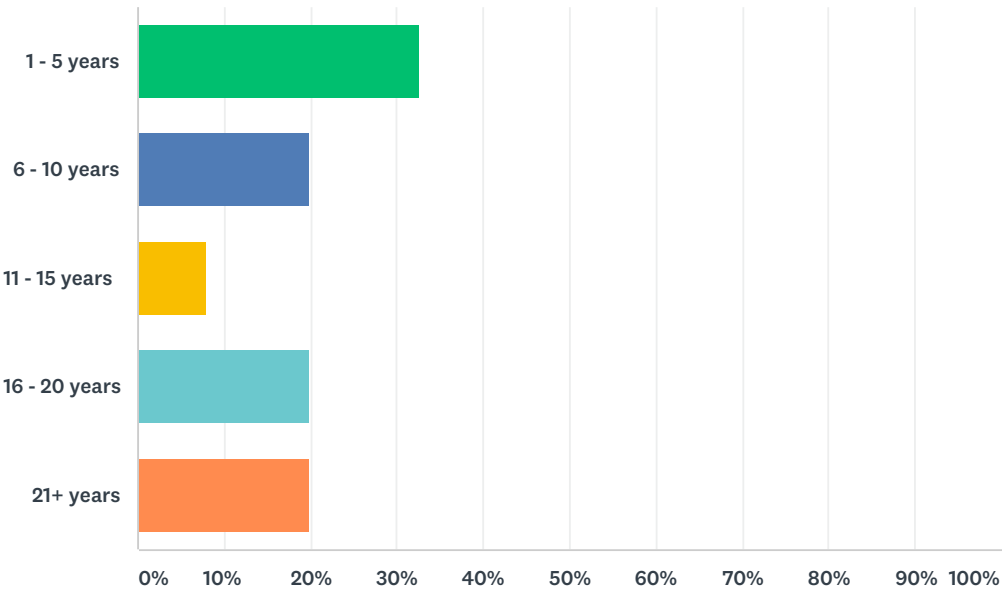


ANSWER CHOICES	RESPONSES	
Resident Academic - Assistant Lecturer (Full-Time)	3.00%	3
Resident Academic - Assistant Lecturer (Part-Time)	5.00%	5
Resident Academic - Lecturer (Full-Time)	13.00%	13
Resident Academic - Lecturer (Part-time)	1.00%	1
Resident Academic - Senior Lecturer (Full-Time)	11.00%	11
Resident Academic - Senior Lecturer (Part-Time)	6.00%	6
Associate Professor	10.00%	10
Full Professor	1.00%	1
Visiting (Part-Time)	31.00%	31
Casual (Part-Time)	12.00%	12

Dissertation Supervisor	1.00%	1
Other (please specify)	6.00%	6
TOTAL		100

Q4 Kindly indicate how long you have been working at the University of Malta by selecting one of the following option:

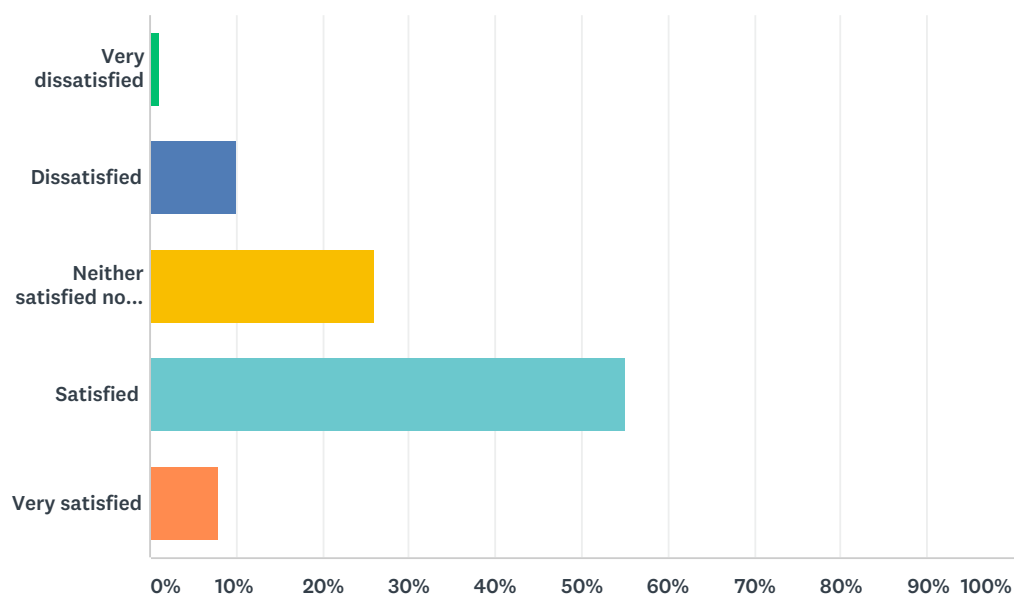
Answered: 101 Skipped: 0



ANSWER CHOICES		RESPONSES	
1 - 5 years		32.67%	33
6 - 10 years		19.80%	20
11 - 15 years		7.92%	8
16 - 20 years		19.80%	20
21+ years		19.80%	20
TOTAL			101

## Q5 How satisfied are you with the amount of lecturing you are required to do within your Department?

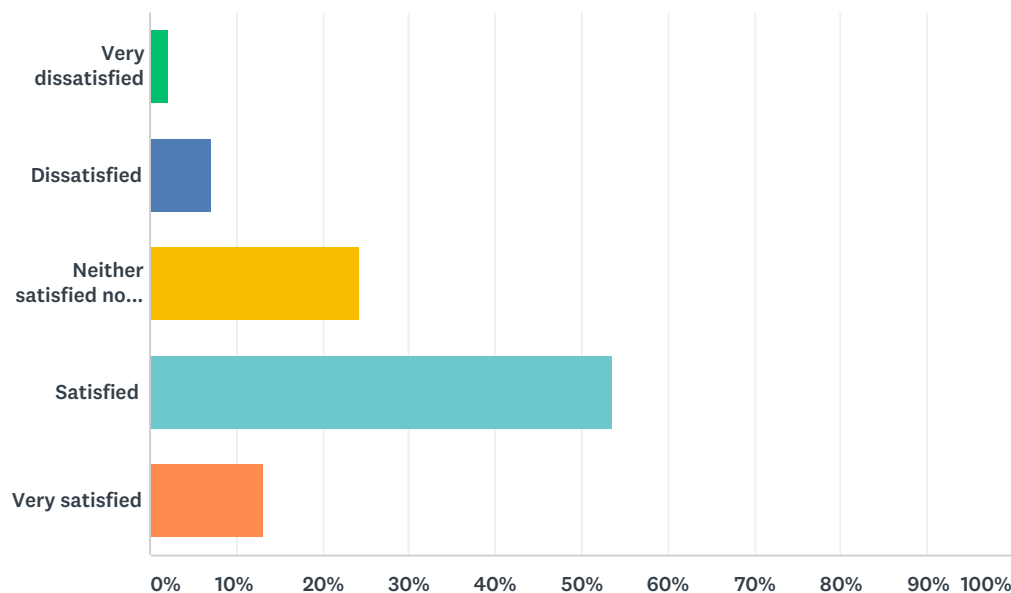
Answered: 100 Skipped: 1



ANSWER CHOICES	RESPONSES	
Very dissatisfied	1.00%	1
Dissatisfied	10.00%	10
Neither satisfied nor dissatisfied	26.00%	26
Satisfied	55.00%	55
Very satisfied	8.00%	8
TOTAL		100

## Q6 How satisfied are you with the amount of student mentoring (dissertation supervision and tutorials) you are required to do in your Department?

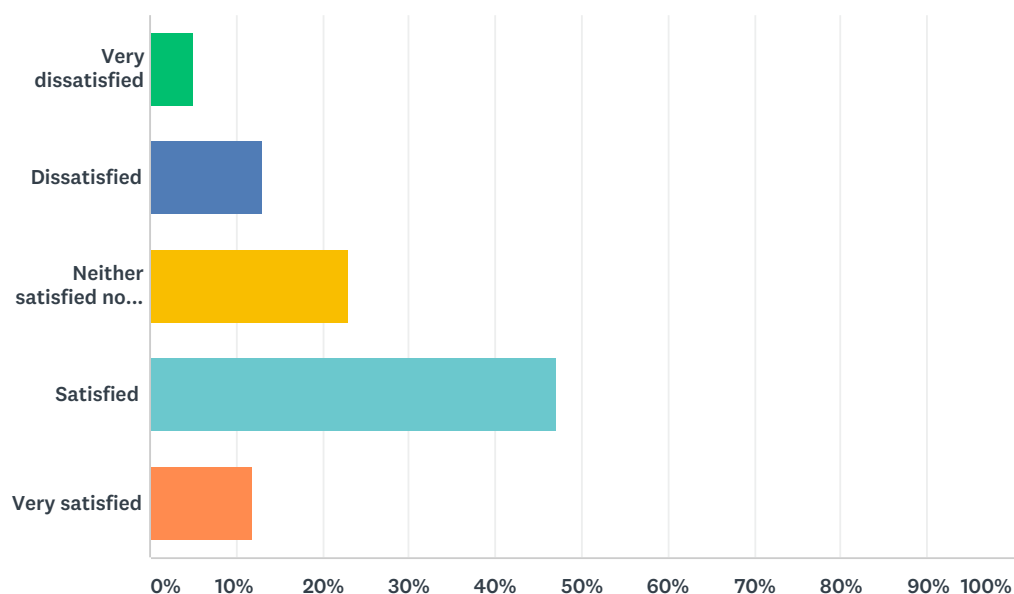
Answered: 99 Skipped: 2



ANSWER CHOICES	RESPONSES	
Very dissatisfied	2.02%	2
Dissatisfied	7.07%	7
Neither satisfied nor dissatisfied	24.24%	24
Satisfied	53.54%	53
Very satisfied	13.13%	13
TOTAL		99

## Q7 How satisfied are you with the amount of marking you are required to do in your Department?

Answered: 100 Skipped: 1

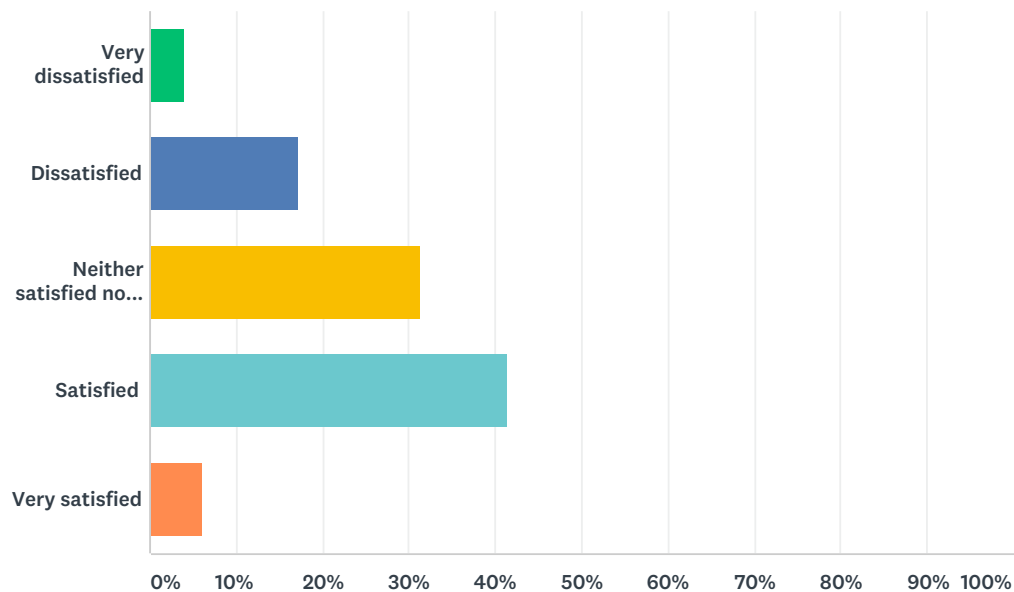


ANSWER CHOICES	RESPONSES	
Very dissatisfied	5.00%	5
Dissatisfied	13.00%	13
Neither satisfied nor dissatisfied	23.00%	23
Satisfied	47.00%	47
Very satisfied	12.00%	12
TOTAL		100



## Q8 How satisfied are you with the amount and type of administration you are required to do?

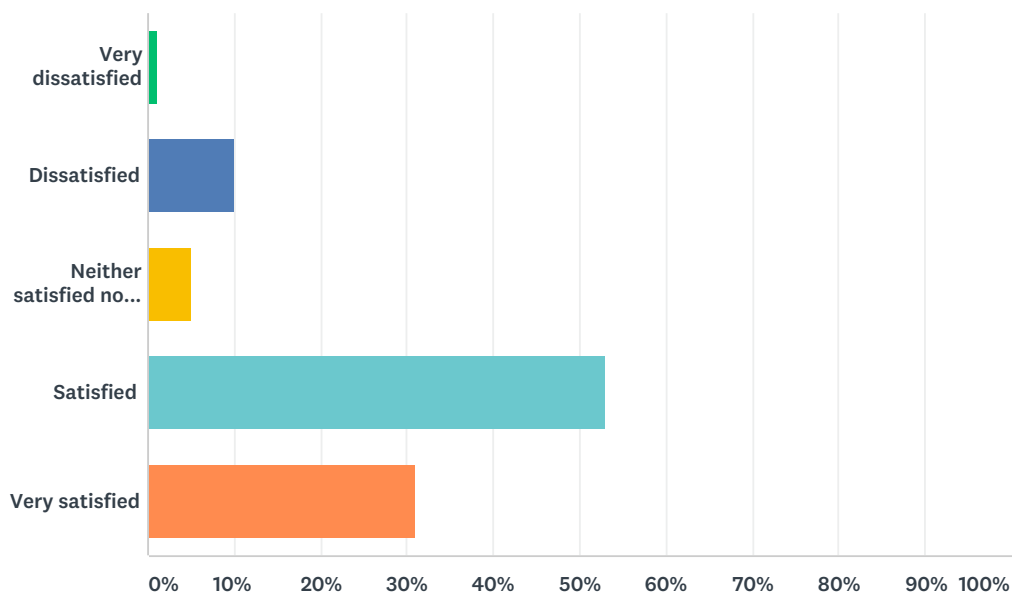
Answered: 99 Skipped: 2



ANSWER CHOICES	RESPONSES	
Very dissatisfied	4.04%	4
Dissatisfied	17.17%	17
Neither satisfied nor dissatisfied	31.31%	31
Satisfied	41.41%	41
Very satisfied	6.06%	6
TOTAL		99

## Q9 How satisfied are you with the quality of administrative support in your Department?

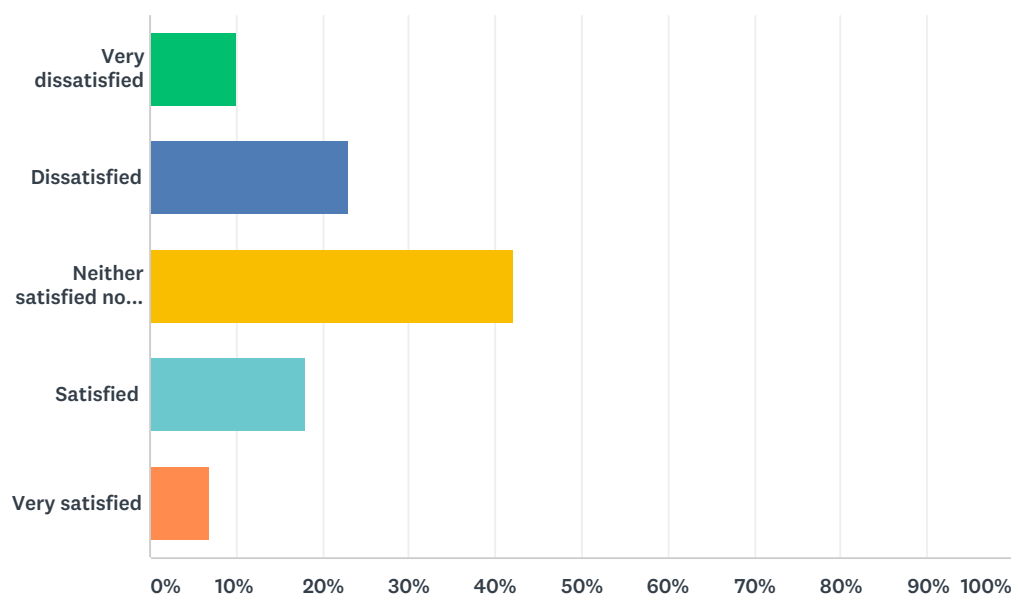
Answered: 100 Skipped: 1



ANSWER CHOICES	RESPONSES	
Very dissatisfied	1.00%	1
Dissatisfied	10.00%	10
Neither satisfied nor dissatisfied	5.00%	5
Satisfied	53.00%	53
Very satisfied	31.00%	31
TOTAL		100

## Q10 How satisfied are you with the research opportunities at your disposal in the faculty?

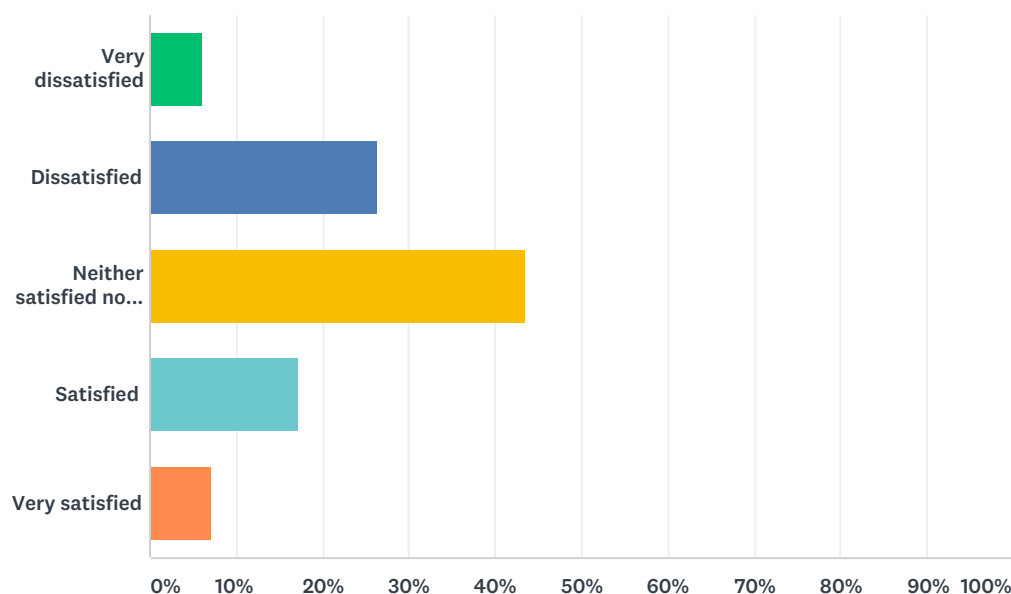
Answered: 100 Skipped: 1



ANSWER CHOICES	RESPONSES	
Very dissatisfied	10.00%	10
Dissatisfied	23.00%	23
Neither satisfied nor dissatisfied	42.00%	42
Satisfied	18.00%	18
Very satisfied	7.00%	7
TOTAL		100

## Q11 How satisfied are you with the support you get from your Department to perform research?

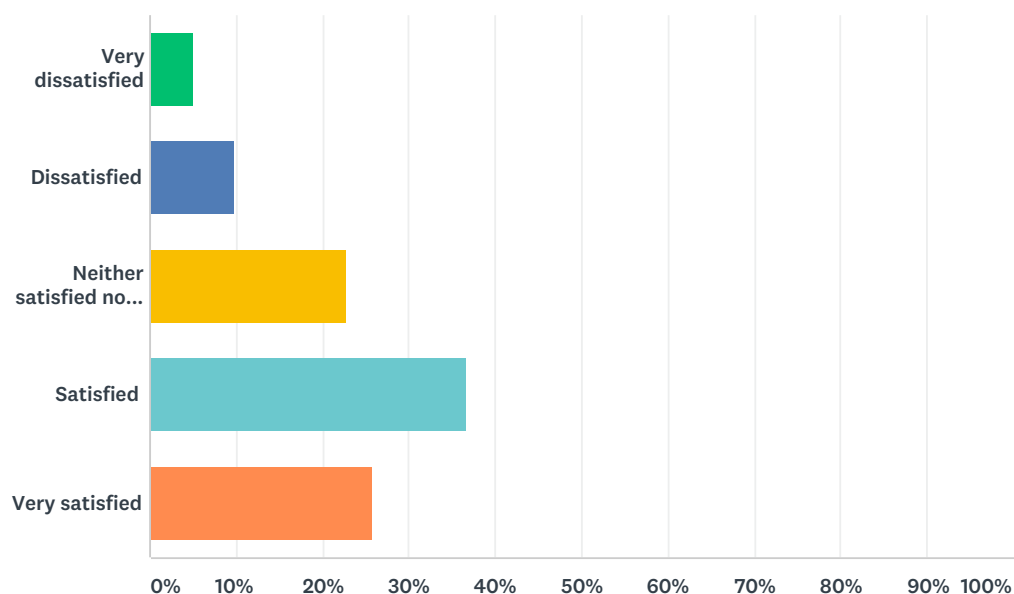
Answered: 99 Skipped: 2



ANSWER CHOICES	RESPONSES	
Very dissatisfied	6.06%	6
Dissatisfied	26.26%	26
Neither satisfied nor dissatisfied	43.43%	43
Satisfied	17.17%	17
Very satisfied	7.07%	7
TOTAL		99

## Q12 How satisfied are you with how interpersonal relationships (amongst staff) are fostered in your Department?

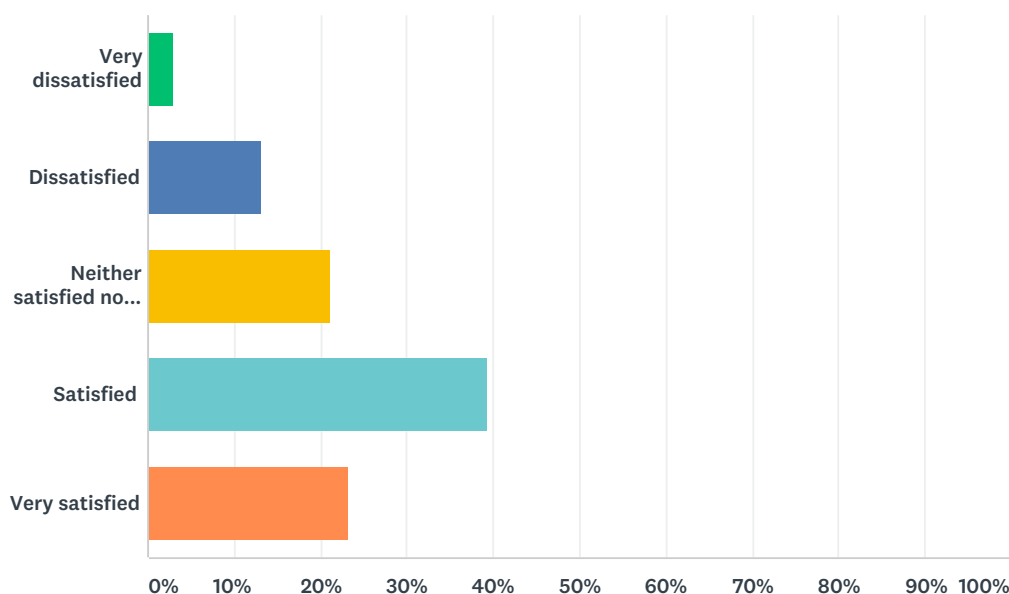
Answered: 101 Skipped: 0



ANSWER CHOICES	RESPONSES	
Very dissatisfied	4.95%	5
Dissatisfied	9.90%	10
Neither satisfied nor dissatisfied	22.77%	23
Satisfied	36.63%	37
Very satisfied	25.74%	26
TOTAL		101

## Q13 How satisfied are you with the responsiveness in your Department, to your personal and academic needs?

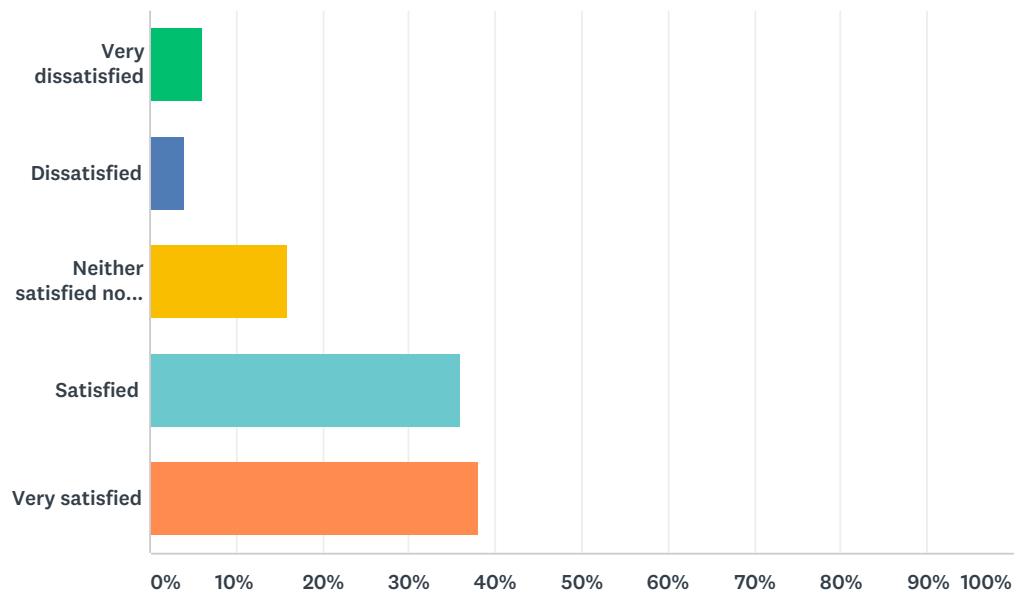
Answered: 99 Skipped: 2



ANSWER CHOICES	RESPONSES	
Very dissatisfied	3.03%	3
Dissatisfied	13.13%	13
Neither satisfied nor dissatisfied	21.21%	21
Satisfied	39.39%	39
Very satisfied	23.23%	23
TOTAL		99

## Q14 How satisfied are you with the leadership in your Department?

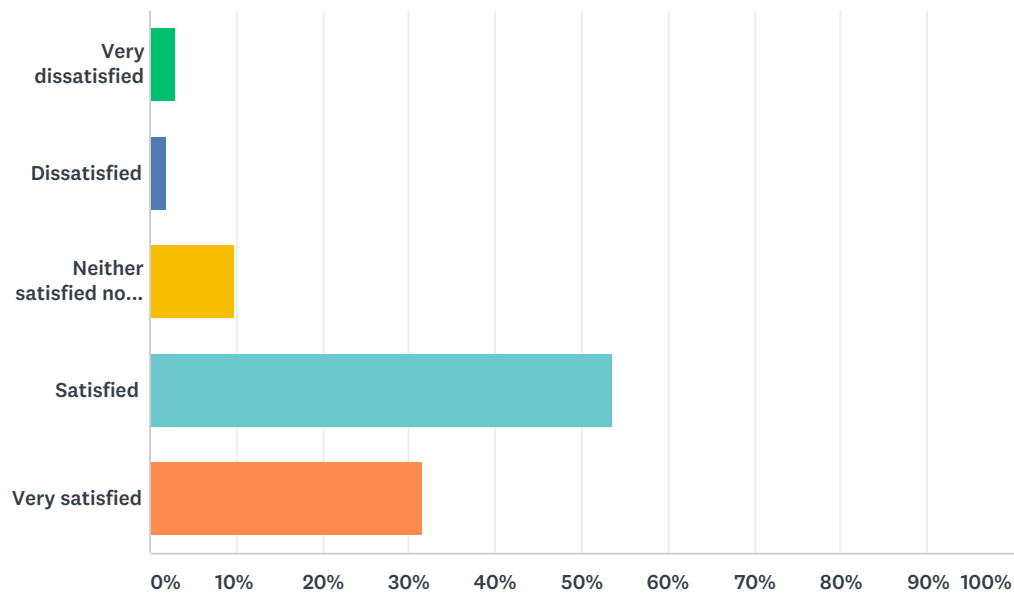
Answered: 100 Skipped: 1



ANSWER CHOICES	RESPONSES	
Very dissatisfied	6.00%	6
Dissatisfied	4.00%	4
Neither satisfied nor dissatisfied	16.00%	16
Satisfied	36.00%	36
Very satisfied	38.00%	38
TOTAL		100

## Q15 How satisfied are you with the leadership in your Faculty?

Answered: 101 Skipped: 0

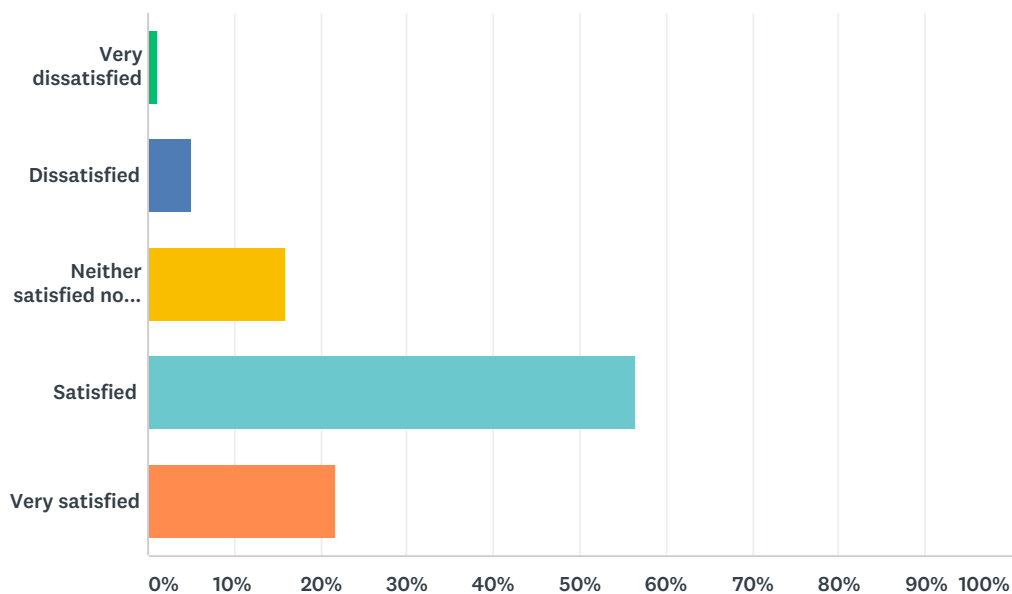


ANSWER CHOICES	RESPONSES	
Very dissatisfied	2.97%	3
Dissatisfied	1.98%	2
Neither satisfied nor dissatisfied	9.90%	10
Satisfied	53.47%	54
Very satisfied	31.68%	32
TOTAL		101



## Q16 How satisfied are you with the level of communication there is in the Faculty ?

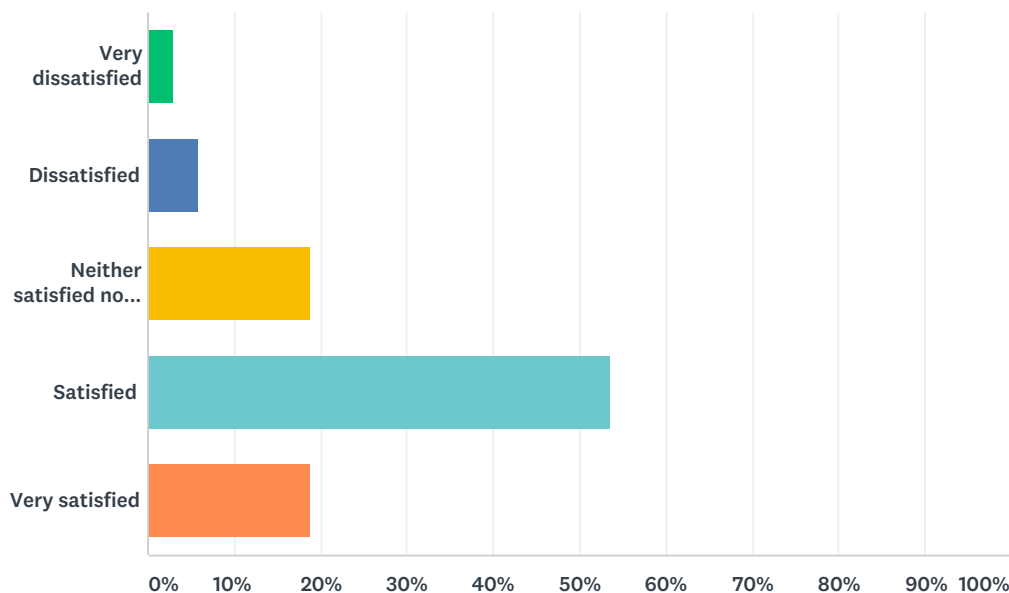
Answered: 101 Skipped: 0



ANSWER CHOICES	RESPONSES	
Very dissatisfied	0.99%	1
Dissatisfied	4.95%	5
Neither satisfied nor dissatisfied	15.84%	16
Satisfied	56.44%	57
Very satisfied	21.78%	22
TOTAL		101

## Q17 How satisfied are you with the level of social engagement (link with social partners and stakeholders, activism, involvement in the media etc) the Faculty is involved in?

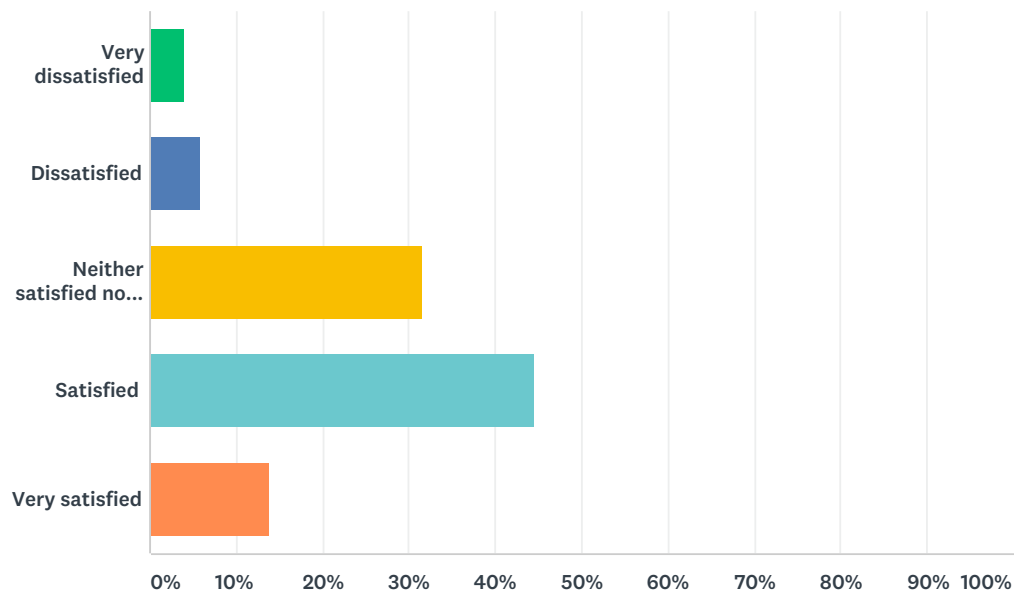
Answered: 101 Skipped: 0



ANSWER CHOICES	RESPONSES	
Very dissatisfied	2.97%	3
Dissatisfied	5.94%	6
Neither satisfied nor dissatisfied	18.81%	19
Satisfied	53.47%	54
Very satisfied	18.81%	19
TOTAL		101

## Q18 How satisfied are you with the responsiveness to your needs in your Faculty?

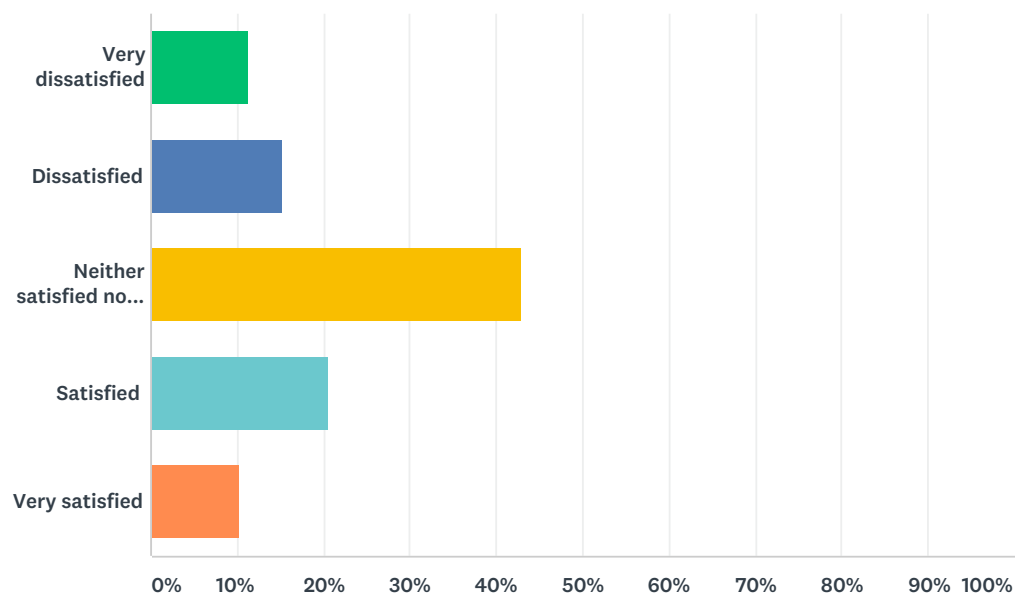
Answered: 101 Skipped: 0



ANSWER CHOICES	RESPONSES	
Very dissatisfied	3.96%	4
Dissatisfied	5.94%	6
Neither satisfied nor dissatisfied	31.68%	32
Satisfied	44.55%	45
Very satisfied	13.86%	14
TOTAL		101

## Q19 How satisfied are you with your office-space arrangements?

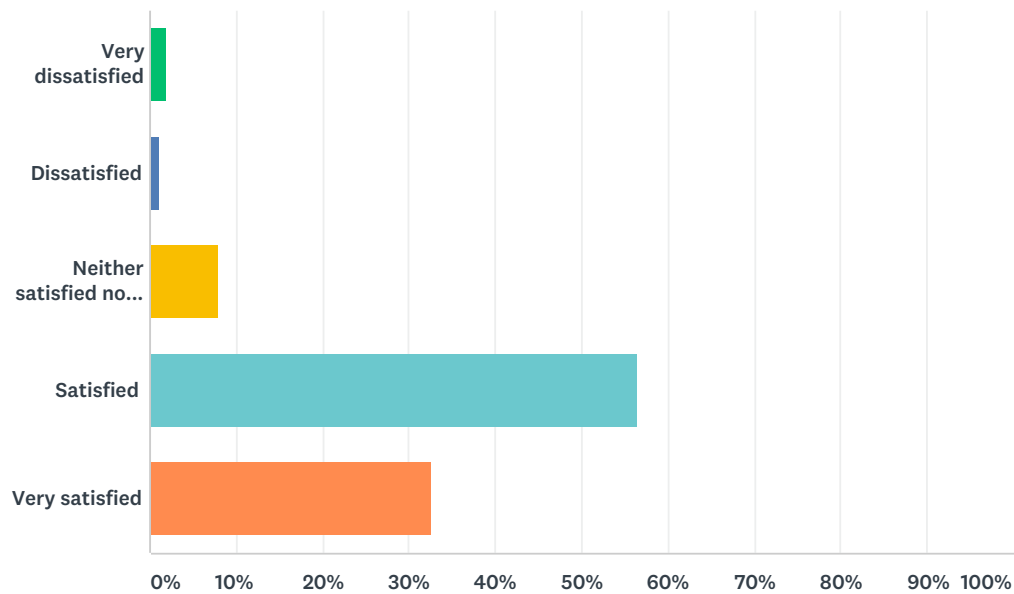
Answered: 98 Skipped: 3



ANSWER CHOICES	RESPONSES	
Very dissatisfied	11.22%	11
Dissatisfied	15.31%	15
Neither satisfied nor dissatisfied	42.86%	42
Satisfied	20.41%	20
Very satisfied	10.20%	10
<b>TOTAL</b>		<b>98</b>

## Q20 How satisfied are you with your relationship with students?

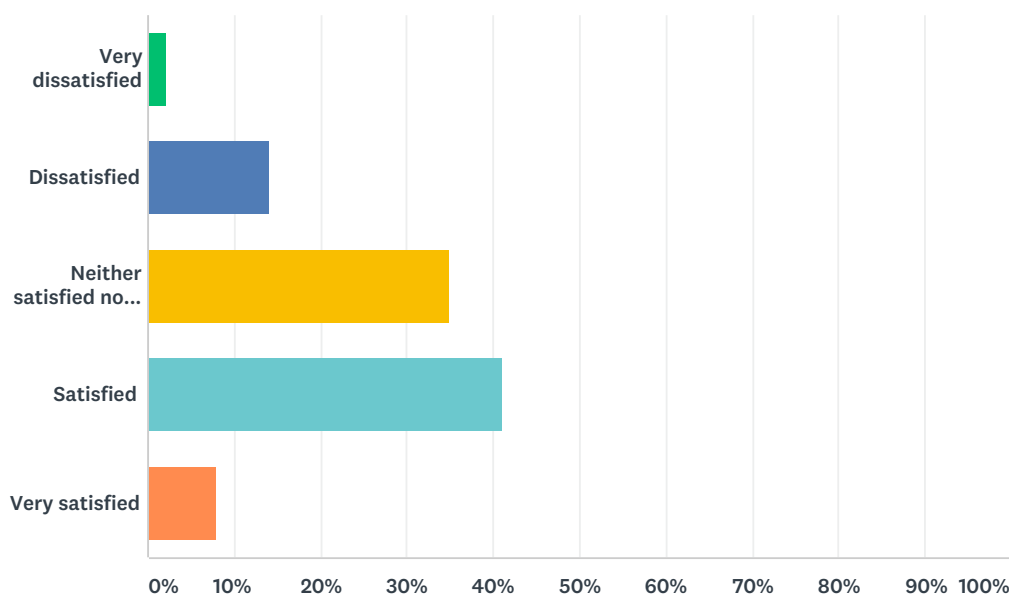
Answered: 101 Skipped: 0



ANSWER CHOICES	RESPONSES	
Very dissatisfied	1.98%	2
Dissatisfied	0.99%	1
Neither satisfied nor dissatisfied	7.92%	8
Satisfied	56.44%	57
Very satisfied	32.67%	33
TOTAL		101

## Q21 How satisfied are you with office resources (photocopiers, printing, stationery etc)?

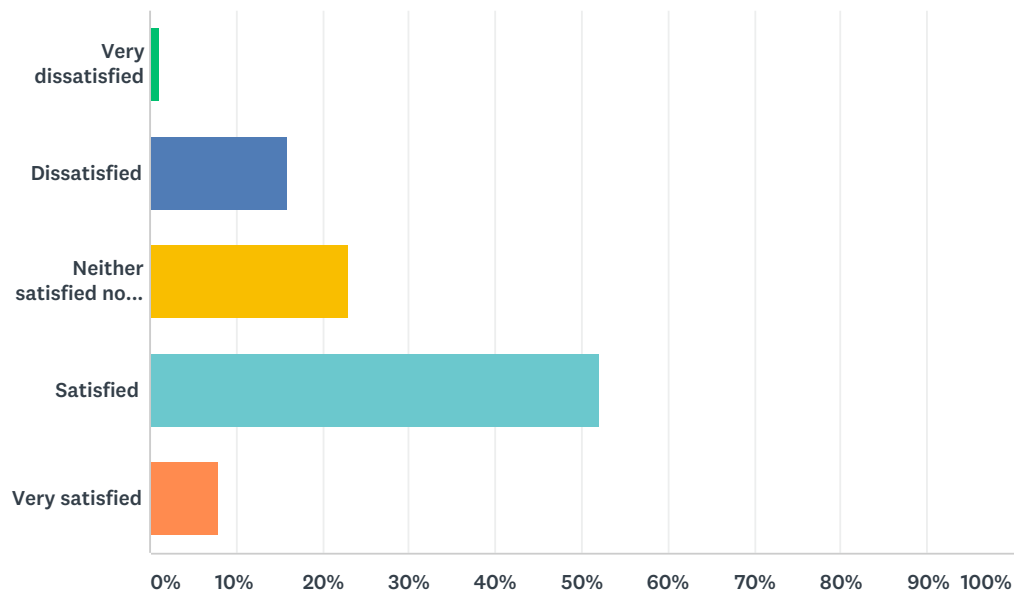
Answered: 100 Skipped: 1



ANSWER CHOICES	RESPONSES	
Very dissatisfied	2.00%	2
Dissatisfied	14.00%	14
Neither satisfied nor dissatisfied	35.00%	35
Satisfied	41.00%	41
Very satisfied	8.00%	8
TOTAL		100

## Q22 How satisfied are you with your teaching load?

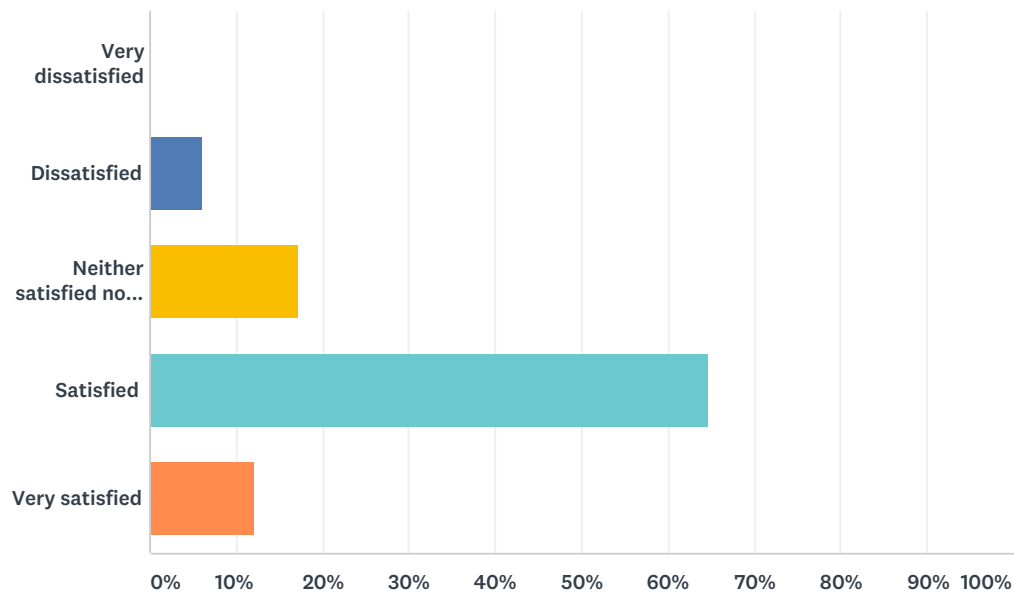
Answered: 100 Skipped: 1



ANSWER CHOICES	RESPONSES	
Very dissatisfied	1.00%	1
Dissatisfied	16.00%	16
Neither satisfied nor dissatisfied	23.00%	23
Satisfied	52.00%	52
Very satisfied	8.00%	8
TOTAL		100

## Q23 How satisfied are you with the scheduling of lectures?

Answered: 99 Skipped: 2

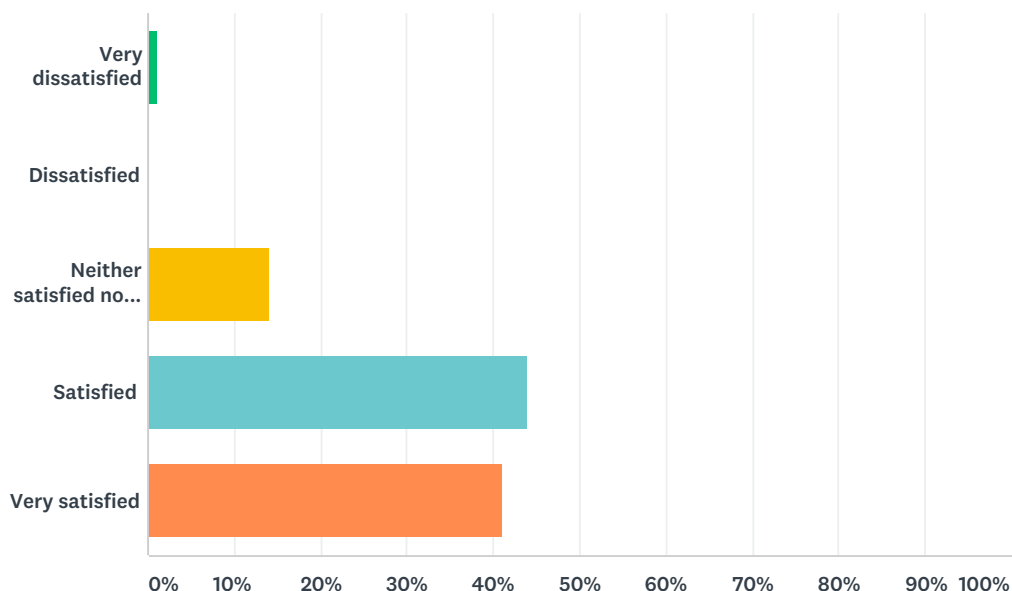


ANSWER CHOICES	RESPONSES	
Very dissatisfied	0.00%	0
Dissatisfied	6.06%	6
Neither satisfied nor dissatisfied	17.17%	17
Satisfied	64.65%	64
Very satisfied	12.12%	12
TOTAL		99



**Q24 How satisfied are you with the Dean's overall performance (leadership,. support, implementation of manifesto, support to staff, support to departments, bringing in visibility outside Faculty, encouraging scholarships, etc)?**

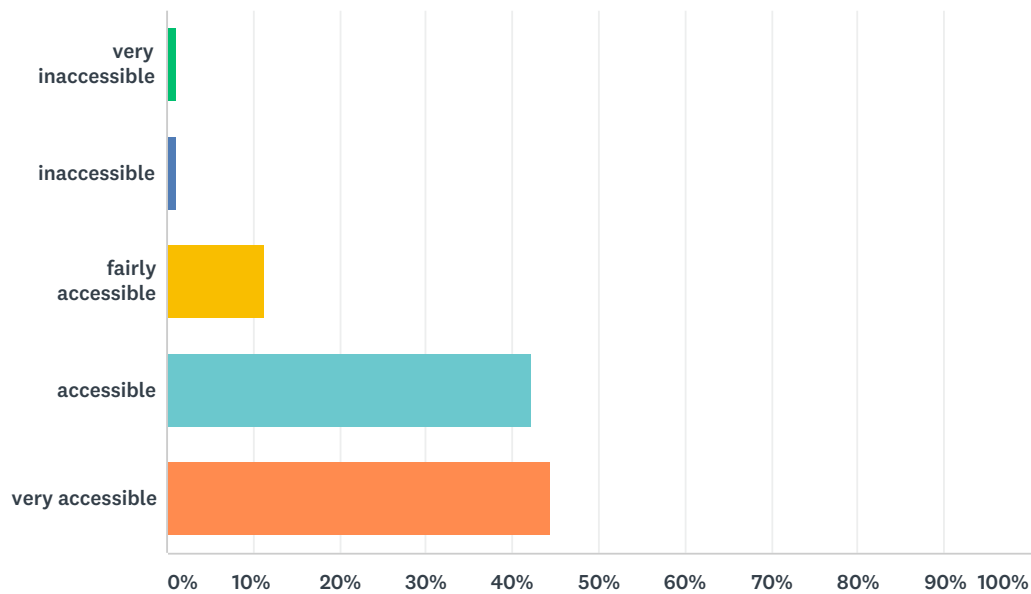
Answered: 100 Skipped: 1



ANSWER CHOICES	RESPONSES	
Very dissatisfied	1.00%	1
Dissatisfied	0.00%	0
Neither satisfied nor dissatisfied	14.00%	14
Satisfied	44.00%	44
Very satisfied	41.00%	41
TOTAL		100

## Q25 How accessible and available is the Dean?

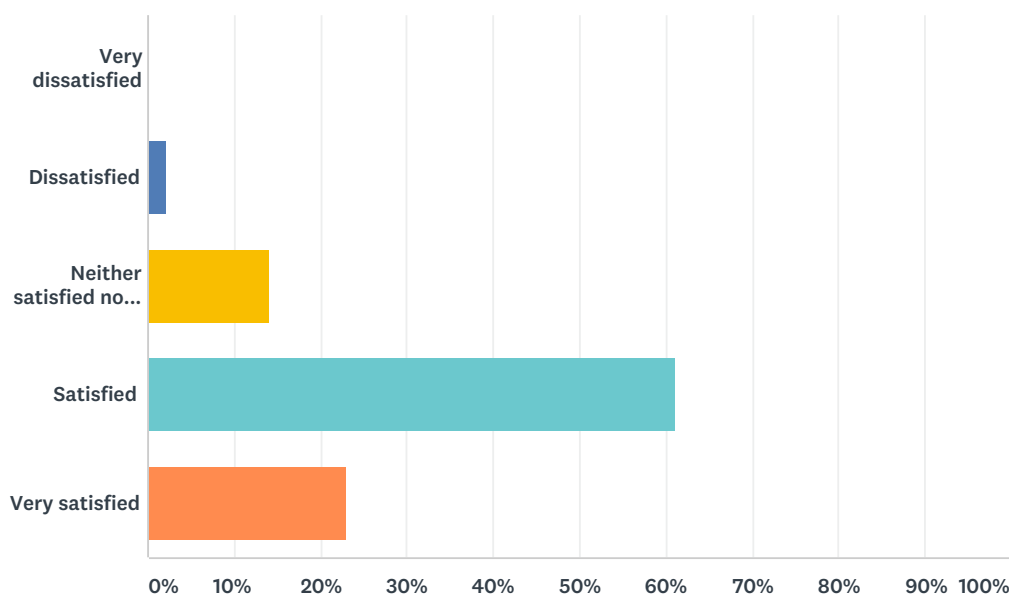
Answered: 97 Skipped: 4



ANSWER CHOICES	RESPONSES	
very inaccessible	1.03%	1
inaccessible	1.03%	1
fairly accessible	11.34%	11
accessible	42.27%	41
very accessible	44.33%	43
TOTAL		97

## Q26 Overall how satisfied are you with the Faculty Office (advice, support, timeliness, etc)?

Answered: 100 Skipped: 1



ANSWER CHOICES	RESPONSES	
Very dissatisfied	0.00%	0
Dissatisfied	2.00%	2
Neither satisfied nor dissatisfied	14.00%	14
Satisfied	61.00%	61
Very satisfied	23.00%	23
TOTAL		100

## Q27 Any other comments

Answered: 22   Skipped: 79