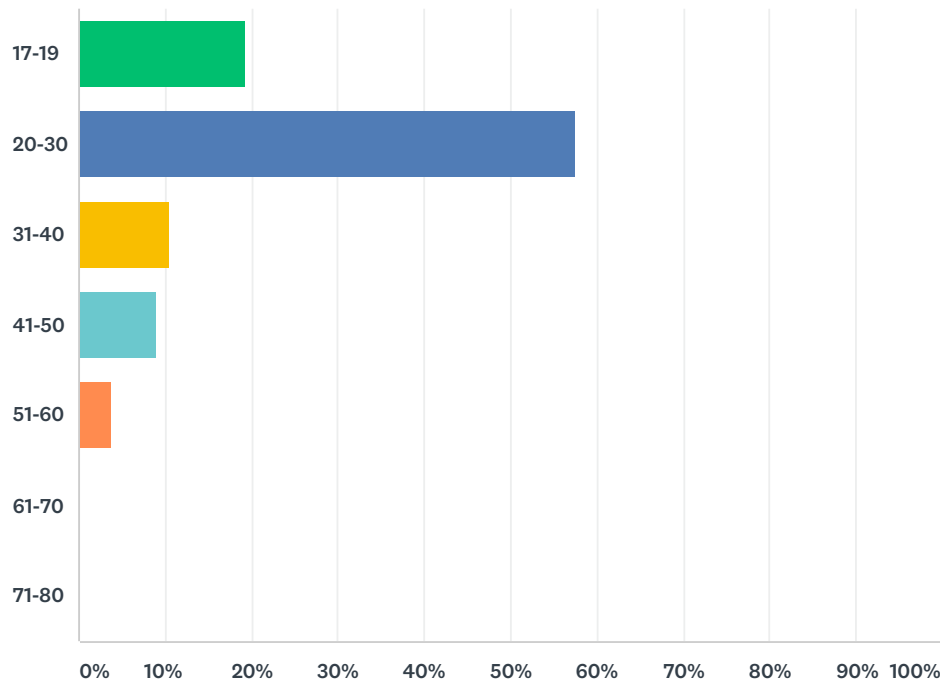


Q1 Age - Please select your age:

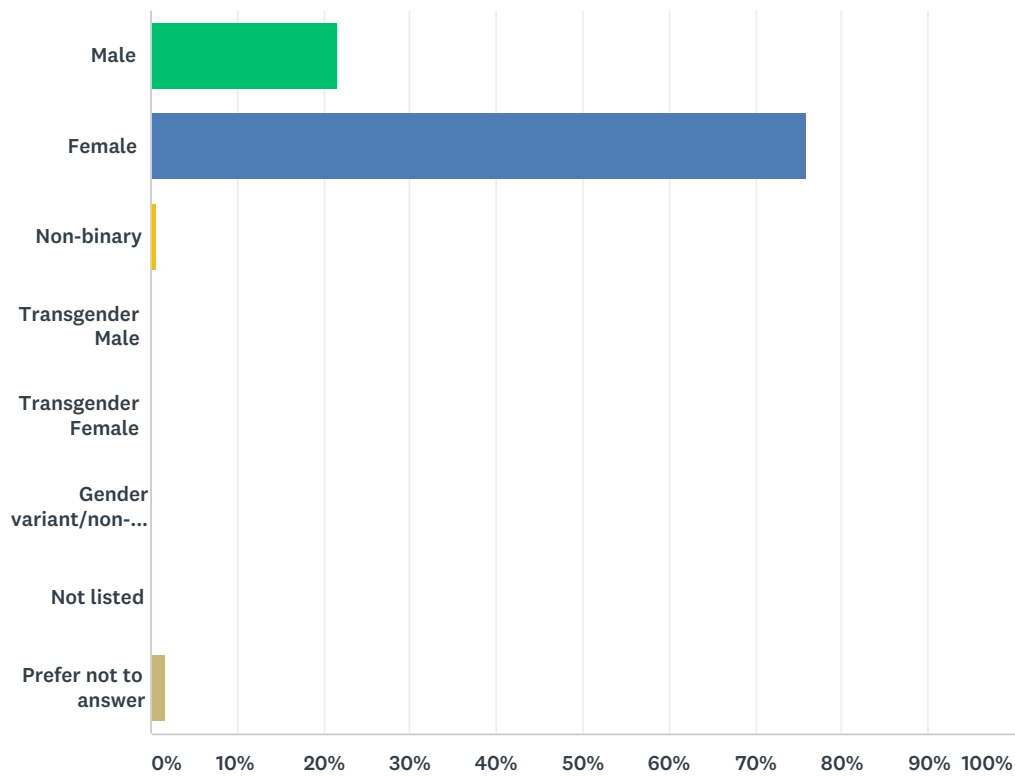
Answered: 353 Skipped: 1



ANSWER CHOICES	RESPONSES	
17-19	19.26%	68
20-30	57.51%	203
31-40	10.48%	37
41-50	9.07%	32
51-60	3.68%	13
61-70	0.00%	0
71-80	0.00%	0
TOTAL		353

Q2 Which gender do you most identify with?

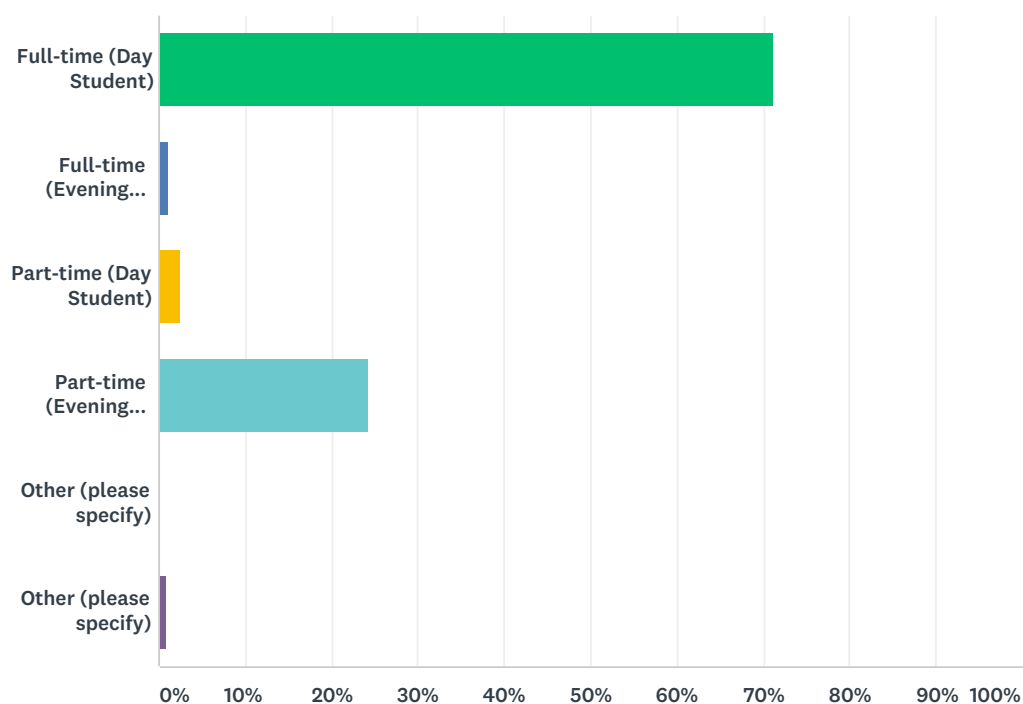
Answered: 353 Skipped: 1



ANSWER CHOICES	RESPONSES	
Male	21.53%	76
Female	75.92%	268
Non-binary	0.57%	2
Transgender Male	0.00%	0
Transgender Female	0.00%	0
Gender variant/non-conforming	0.28%	1
Not listed	0.00%	0
Prefer not to answer	1.70%	6
TOTAL		353

Q3 Please identify your status at the University of Malta?

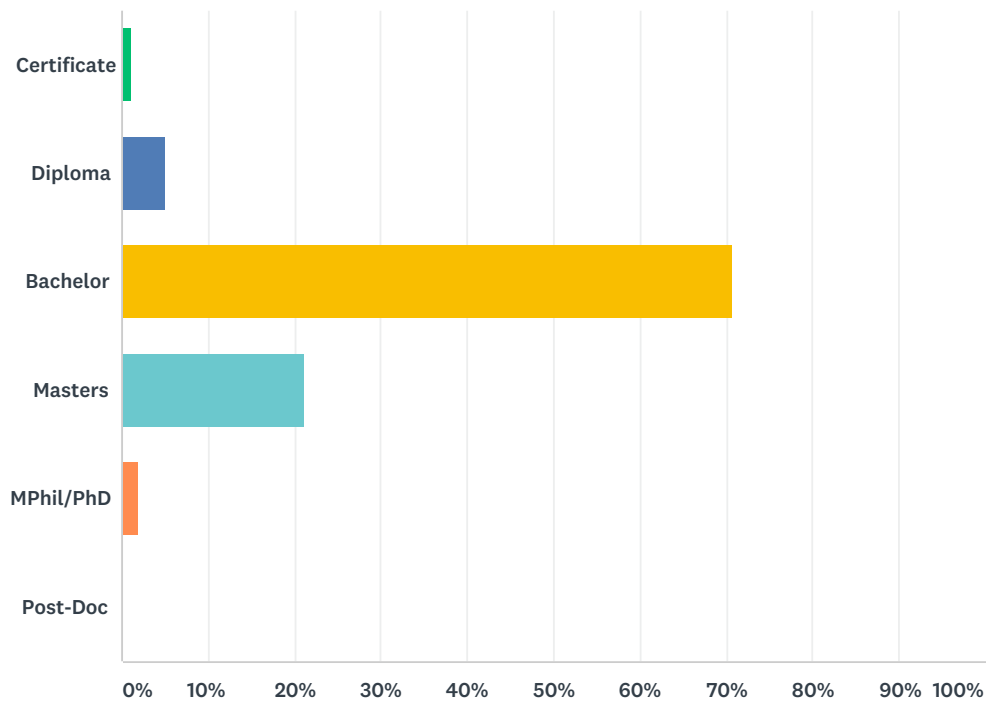
Answered: 354 Skipped: 0



ANSWER CHOICES	RESPONSES	
Full-time (Day Student)	71.19%	252
Full-time (Evening Student)	1.13%	4
Part-time (Day Student)	2.54%	9
Part-time (Evening Student)	24.29%	86
Other (please specify)	0.00%	0
Other (please specify)	0.85%	3
TOTAL		354

Q4 Please identify your programme level at the University of Malta

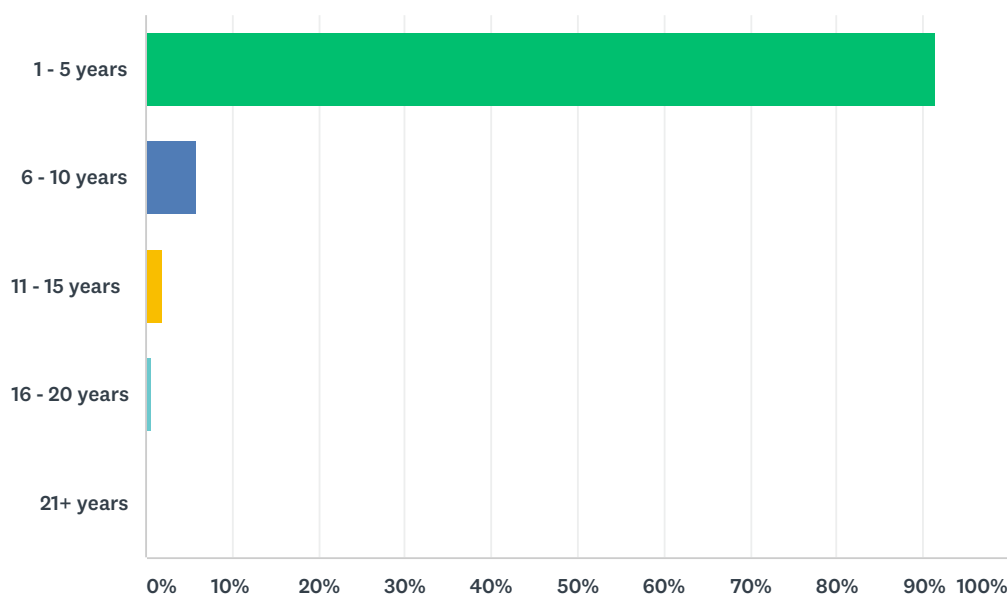
Answered: 354 Skipped: 0



ANSWER CHOICES	RESPONSES	
Certificate	1.13%	4
Diploma	5.08%	18
Bachelor	70.62%	250
Masters	21.19%	75
MPhil/PhD	1.98%	7
Post-Doc	0.00%	0
TOTAL		354

Q5 Kindly indicate how long you have been studying at the University of Malta by selecting one of the following options:

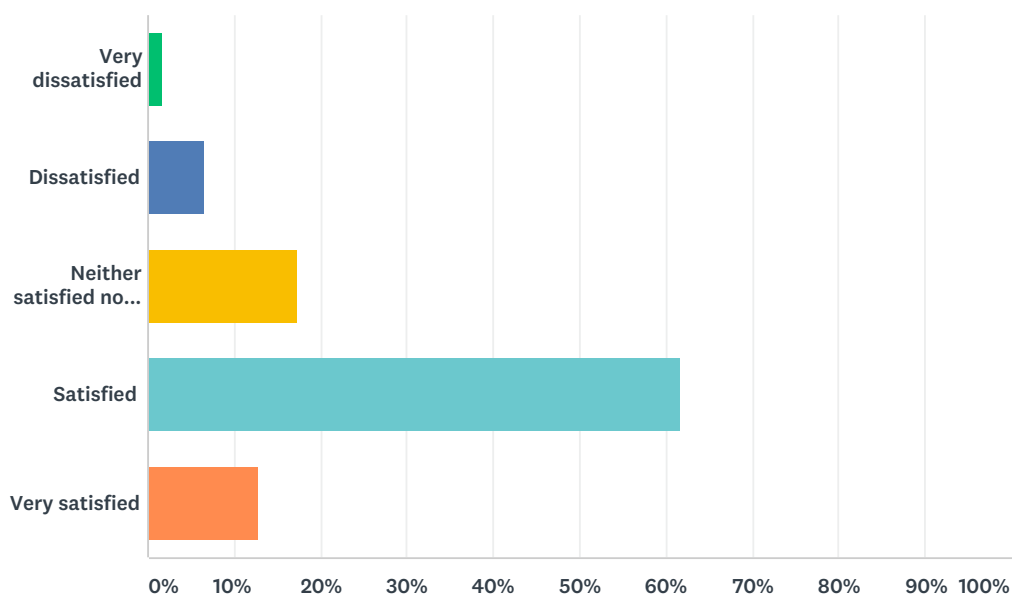
Answered: 353 Skipped: 1



ANSWER CHOICES	RESPONSES	
1 - 5 years	91.50%	323
6 - 10 years	5.95%	21
11 - 15 years	1.98%	7
16 - 20 years	0.57%	2
21+ years	0.00%	0
TOTAL		353

Q6 How satisfied are you with the amount of lecturing you are required to engage in?

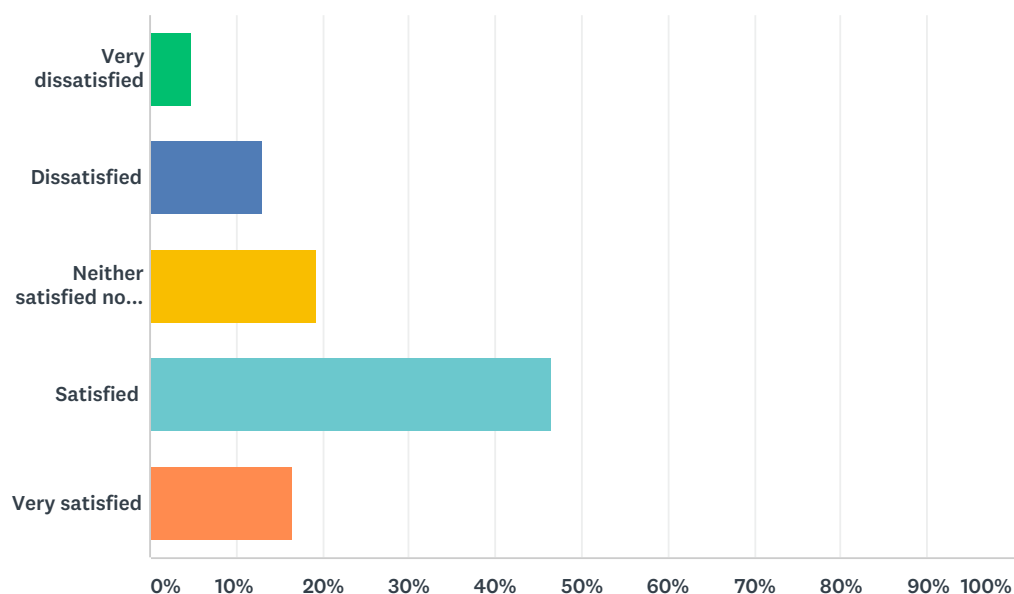
Answered: 353 Skipped: 1



ANSWER CHOICES	RESPONSES	
Very dissatisfied	1.70%	6
Dissatisfied	6.52%	23
Neither satisfied nor dissatisfied	17.28%	61
Satisfied	61.76%	218
Very satisfied	12.75%	45
TOTAL		353

Q7 How satisfied are you with the mentoring (dissertation supervision, tutorials, personal, etc) you are given by your Department?

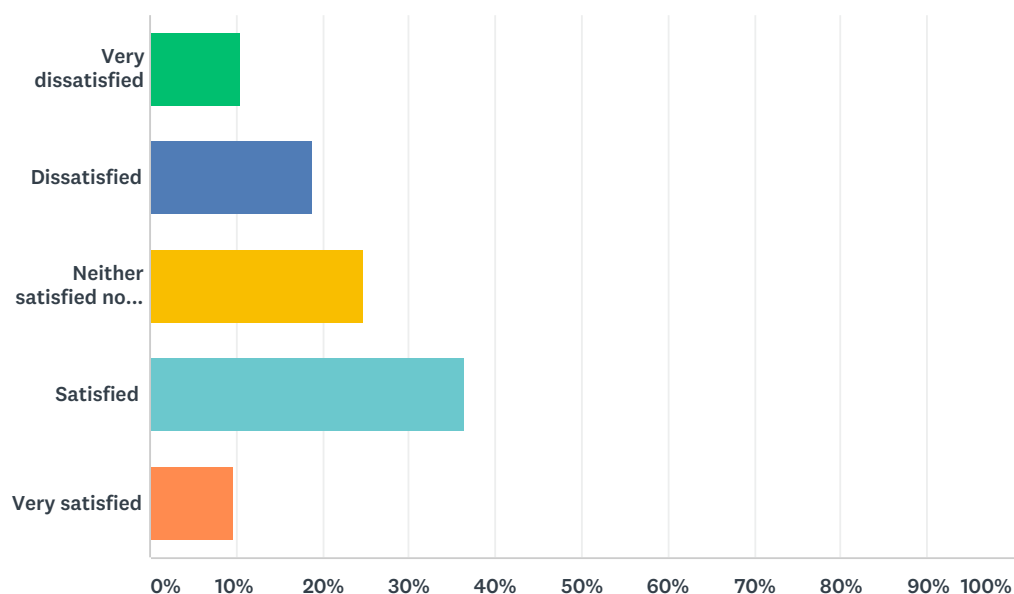
Answered: 353 Skipped: 1



ANSWER CHOICES	RESPONSES	
Very dissatisfied	4.82%	17
Dissatisfied	13.03%	46
Neither satisfied nor dissatisfied	19.26%	68
Satisfied	46.46%	164
Very satisfied	16.43%	58
TOTAL		353

Q8 How satisfied are you with the feedback you are given by your Department following assessment?

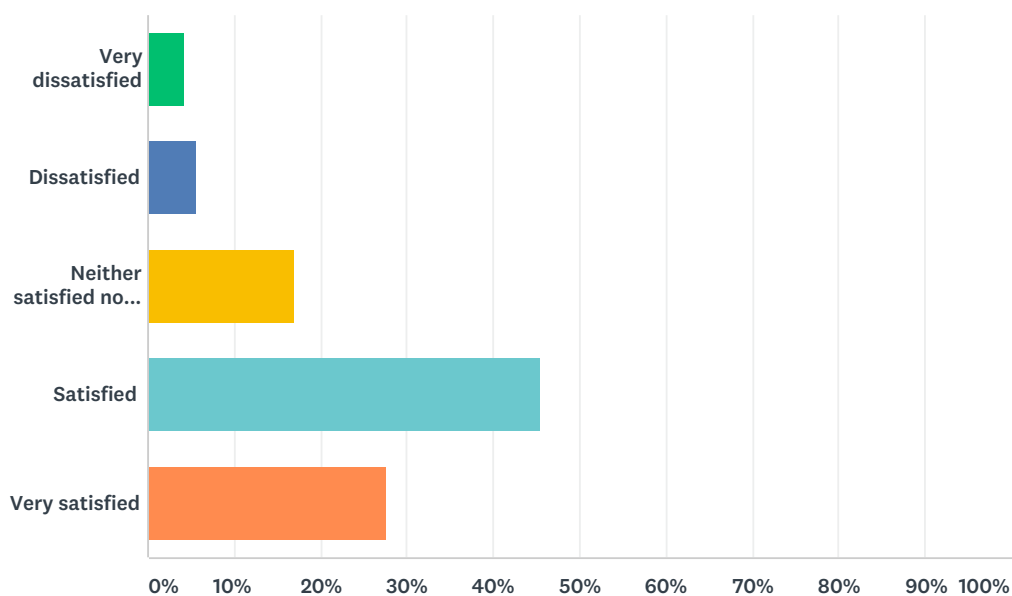
Answered: 352 Skipped: 2



ANSWER CHOICES	RESPONSES	
Very dissatisfied	10.51%	37
Dissatisfied	18.75%	66
Neither satisfied nor dissatisfied	24.72%	87
Satisfied	36.36%	128
Very satisfied	9.66%	34
TOTAL		352

Q9 How satisfied are you with administrative support you are given by your Department?

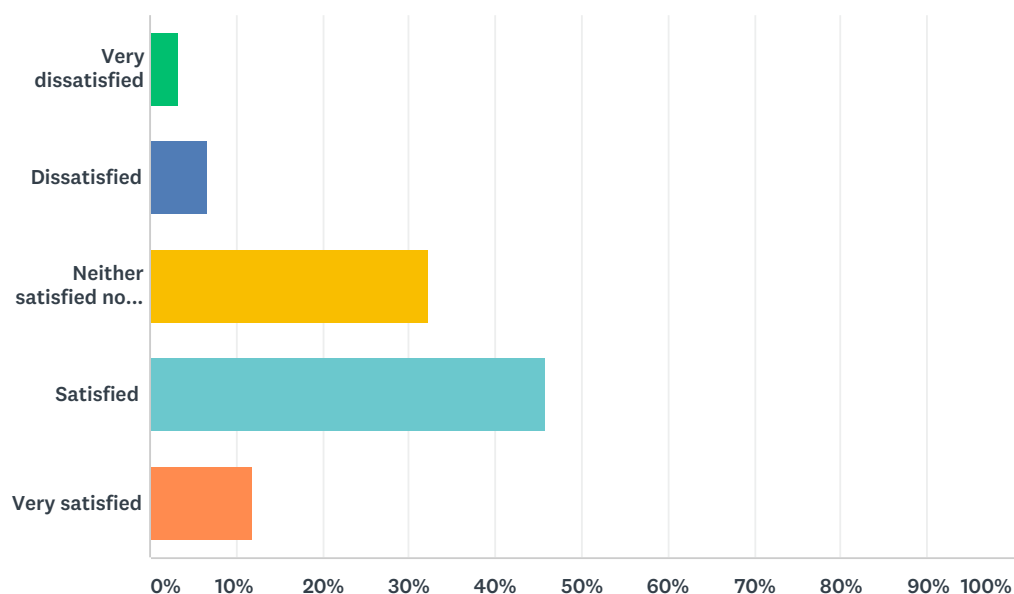
Answered: 354 Skipped: 0



ANSWER CHOICES	RESPONSES	
Very dissatisfied	4.24%	15
Dissatisfied	5.65%	20
Neither satisfied nor dissatisfied	16.95%	60
Satisfied	45.48%	161
Very satisfied	27.68%	98
TOTAL		354

Q10 How satisfied are you with the research opportunities at your disposal in your Faculty?

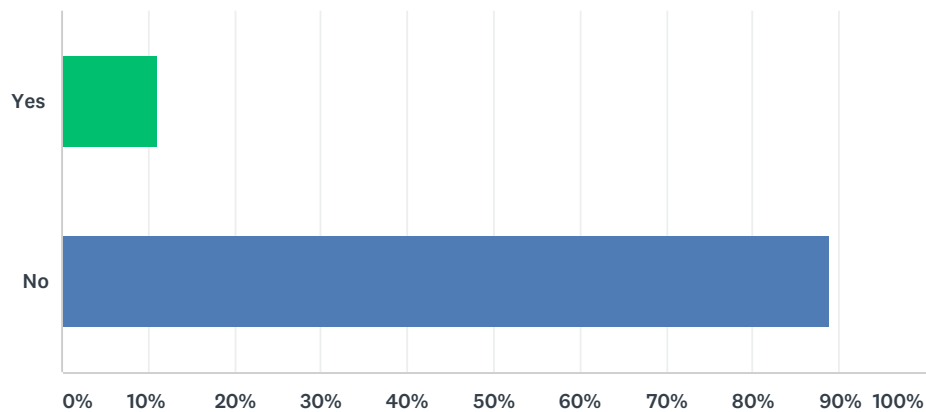
Answered: 354 Skipped: 0



ANSWER CHOICES	RESPONSES	
Very dissatisfied	3.39%	12
Dissatisfied	6.78%	24
Neither satisfied nor dissatisfied	32.20%	114
Satisfied	45.76%	162
Very satisfied	11.86%	42
TOTAL		354

Q11 Have you ever attended an Erasmus (or a similar) programme?

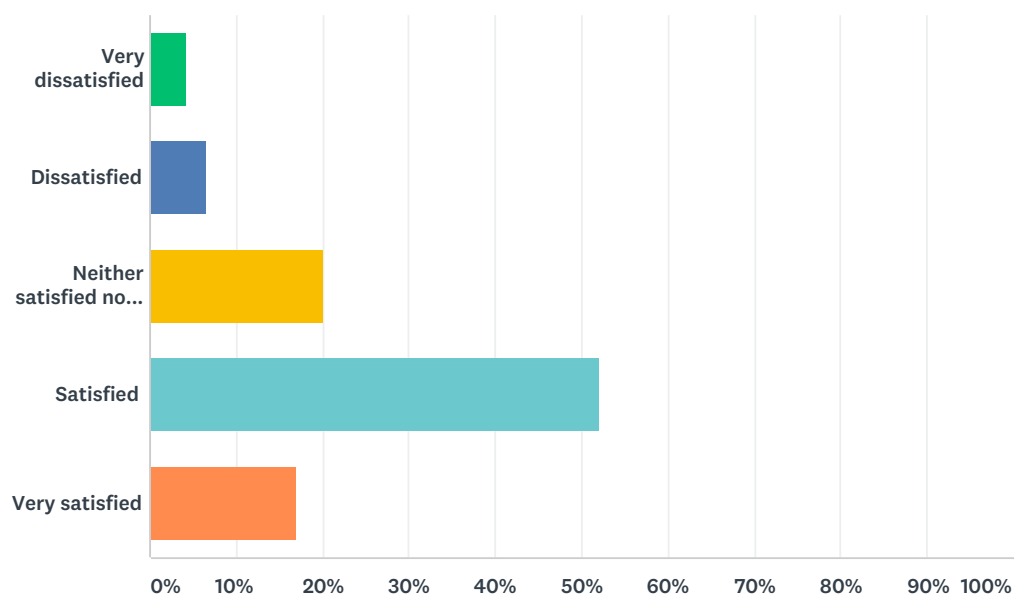
Answered: 353 Skipped: 1



ANSWER CHOICES		RESPONSES	
Yes		11.05%	39
No		88.95%	314
TOTAL			353

Q12 How satisfied are you with the responsiveness to your needs in your Department?

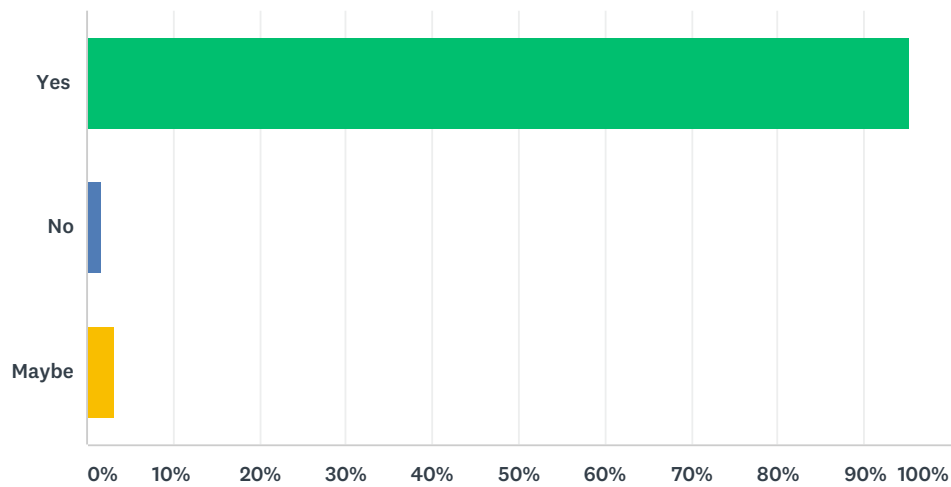
Answered: 353 Skipped: 1



ANSWER CHOICES	RESPONSES	
Very dissatisfied	4.25%	15
Dissatisfied	6.52%	23
Neither satisfied nor dissatisfied	20.11%	71
Satisfied	52.12%	184
Very satisfied	17.00%	60
TOTAL		353

Q13 Do you know who is the Head of your Department?

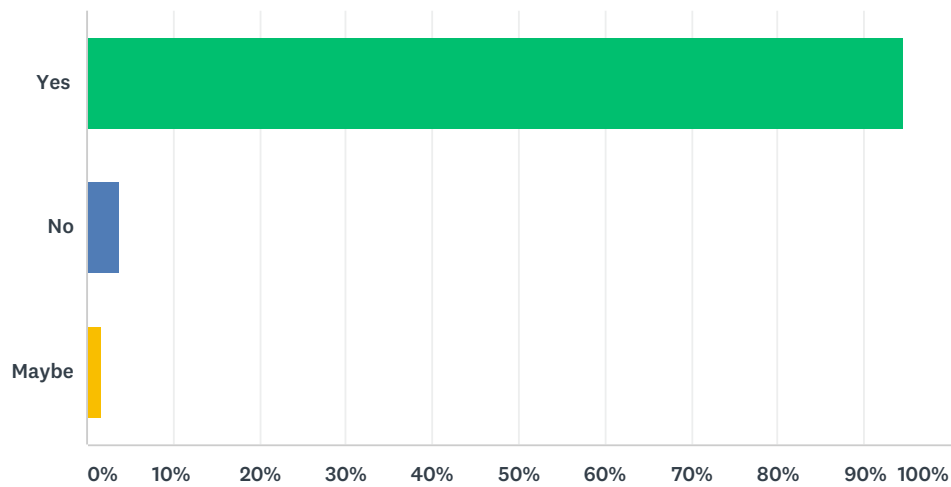
Answered: 351 Skipped: 3



ANSWER CHOICES		RESPONSES	
Yes		95.16%	334
No		1.71%	6
Maybe		3.13%	11
TOTAL			351

Q14 Do you know who the Dean of your Faculty is?

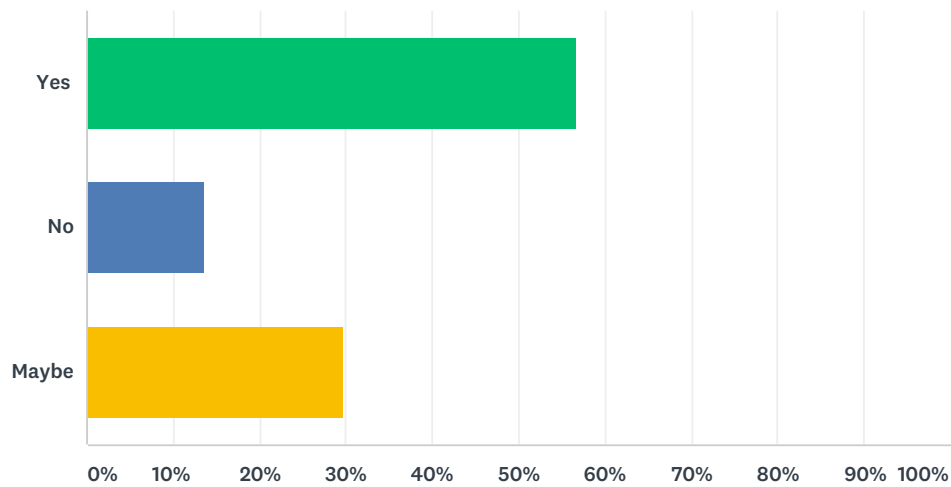
Answered: 352 Skipped: 2



ANSWER CHOICES		RESPONSES	
Yes		94.60%	333
No		3.69%	13
Maybe		1.70%	6
TOTAL			352

Q15 Do you feel that the Faculty is ready to hear your views?

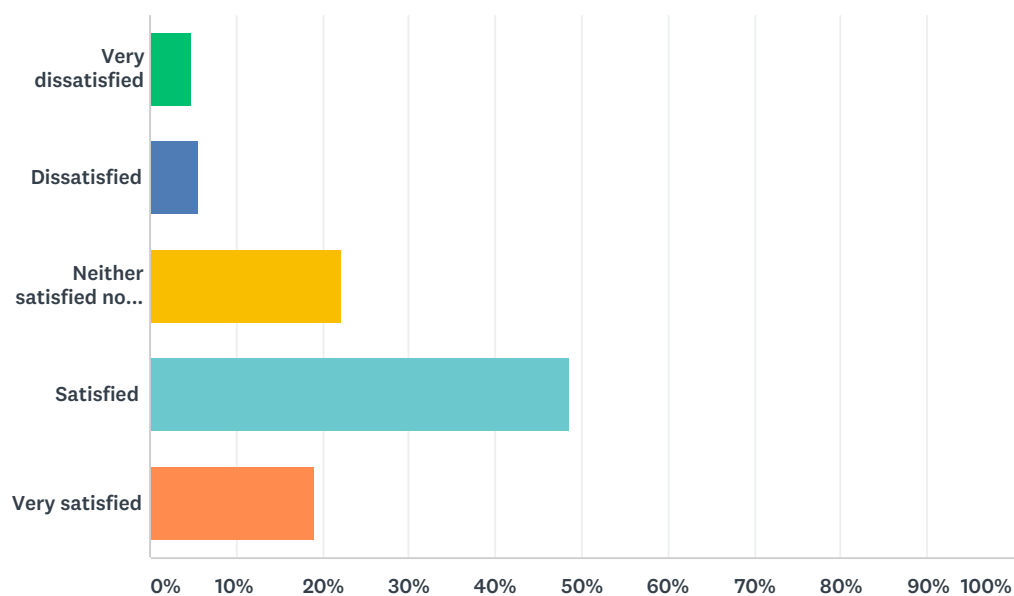
Answered: 353 Skipped: 1



ANSWER CHOICES		RESPONSES	
Yes		56.66%	200
No		13.60%	48
Maybe		29.75%	105
TOTAL			353

Q16 How satisfied are you with the level of communication of information in the Faculty?

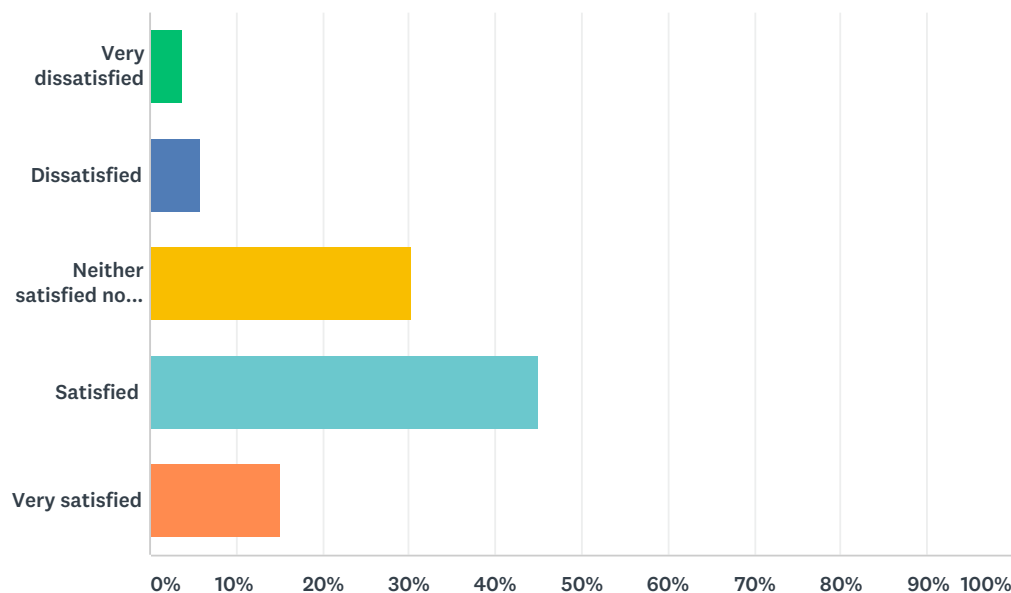
Answered: 353 Skipped: 1



ANSWER CHOICES	RESPONSES	
Very dissatisfied	4.82%	17
Dissatisfied	5.67%	20
Neither satisfied nor dissatisfied	22.10%	78
Satisfied	48.44%	171
Very satisfied	18.98%	67
TOTAL		353

Q17 How satisfied are you with the level of social engagement (link with social partners, activism, involvement in the media, etc) the Faculty is involved in?

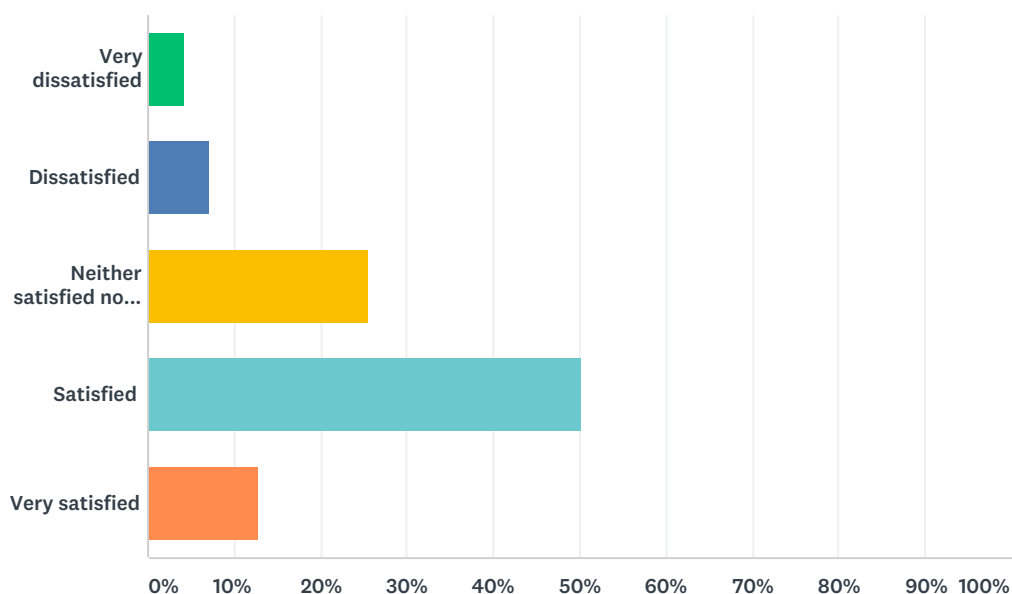
Answered: 353 Skipped: 1



ANSWER CHOICES	RESPONSES	
Very dissatisfied	3.68%	13
Dissatisfied	5.95%	21
Neither satisfied nor dissatisfied	30.31%	107
Satisfied	45.04%	159
Very satisfied	15.01%	53
TOTAL		353

Q18 How satisfied are you with the responsiveness to your needs in your Faculty?

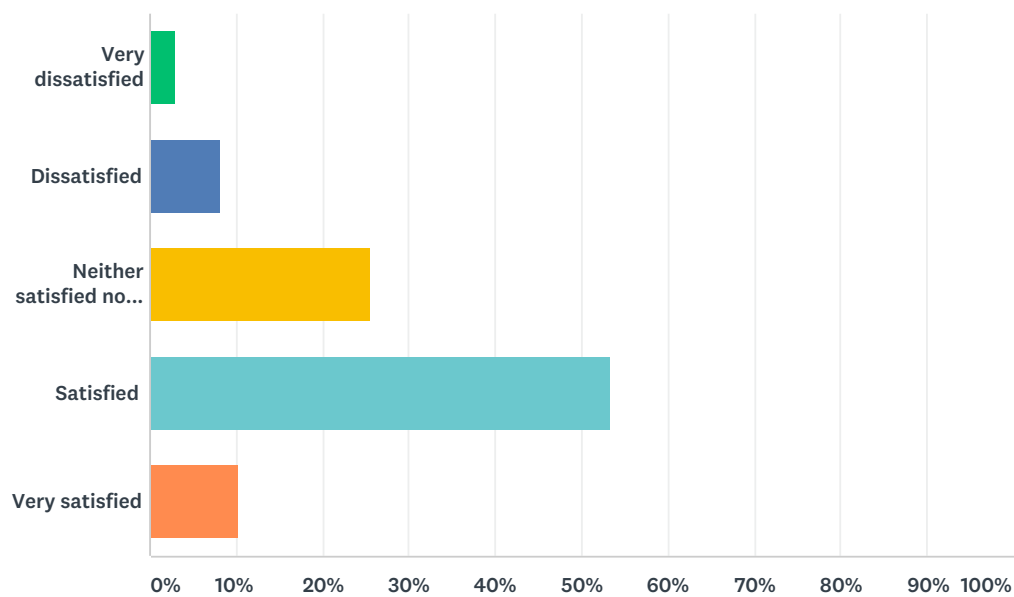
Answered: 352 Skipped: 2



ANSWER CHOICES	RESPONSES	
Very dissatisfied	4.26%	15
Dissatisfied	7.10%	25
Neither satisfied nor dissatisfied	25.57%	90
Satisfied	50.28%	177
Very satisfied	12.78%	45
TOTAL		352

Q19 How satisfied are you with the lecturing/tutorials facilities?

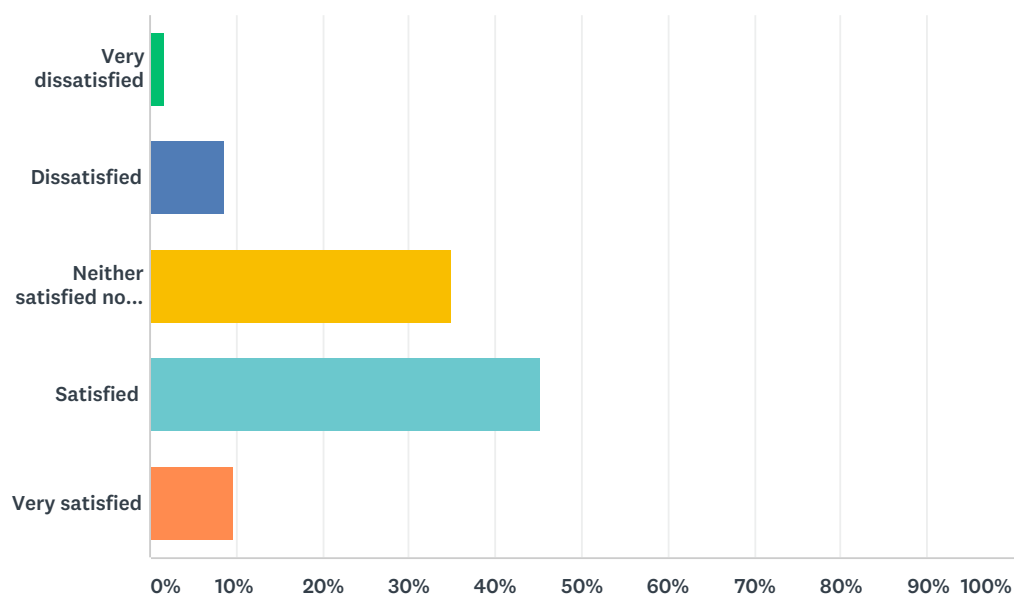
Answered: 353 Skipped: 1



ANSWER CHOICES	RESPONSES	
Very dissatisfied	2.83%	10
Dissatisfied	8.22%	29
Neither satisfied nor dissatisfied	25.50%	90
Satisfied	53.26%	188
Very satisfied	10.20%	36
TOTAL		353

Q20 How satisfied are you with the amount and type of Department and Faculty events (social, academic, etc)?

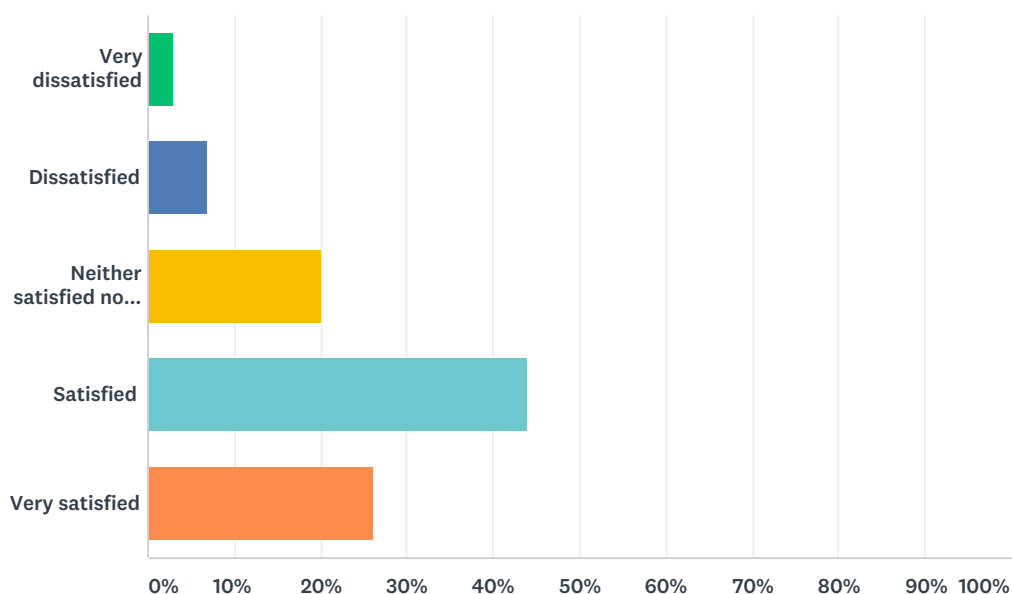
Answered: 352 Skipped: 2



ANSWER CHOICES	RESPONSES	
Very dissatisfied	1.70%	6
Dissatisfied	8.52%	30
Neither satisfied nor dissatisfied	34.94%	123
Satisfied	45.17%	159
Very satisfied	9.66%	34
TOTAL		352

Q21 How satisfied are you with the relationship you have with your lecturers?

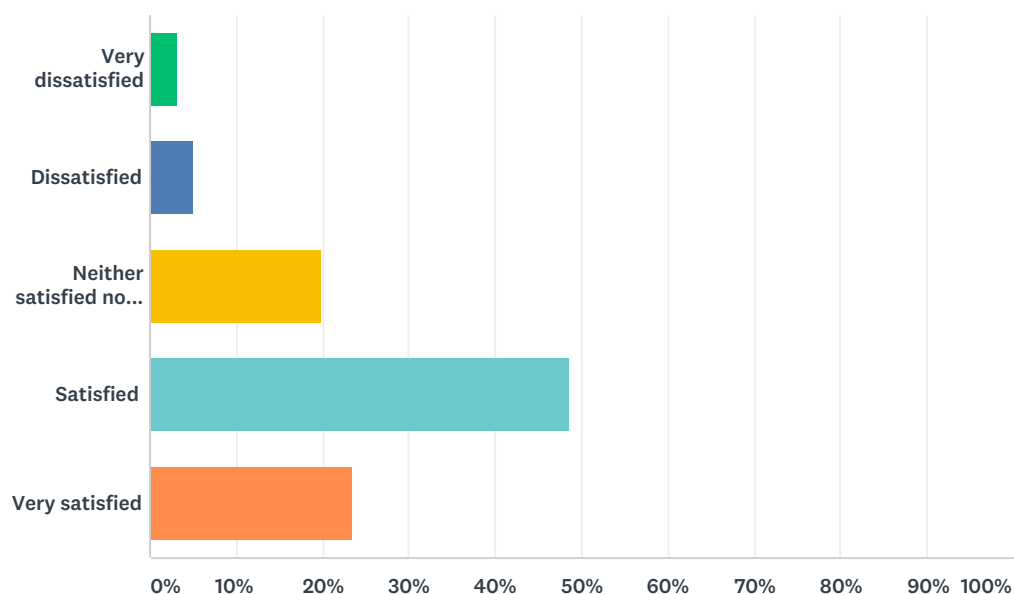
Answered: 352 Skipped: 2



ANSWER CHOICES	RESPONSES	
Very dissatisfied	2.84%	10
Dissatisfied	6.82%	24
Neither satisfied nor dissatisfied	20.17%	71
Satisfied	44.03%	155
Very satisfied	26.14%	92
TOTAL		352

Q22 How satisfied are you with Departmental and Faculty Administrative support?

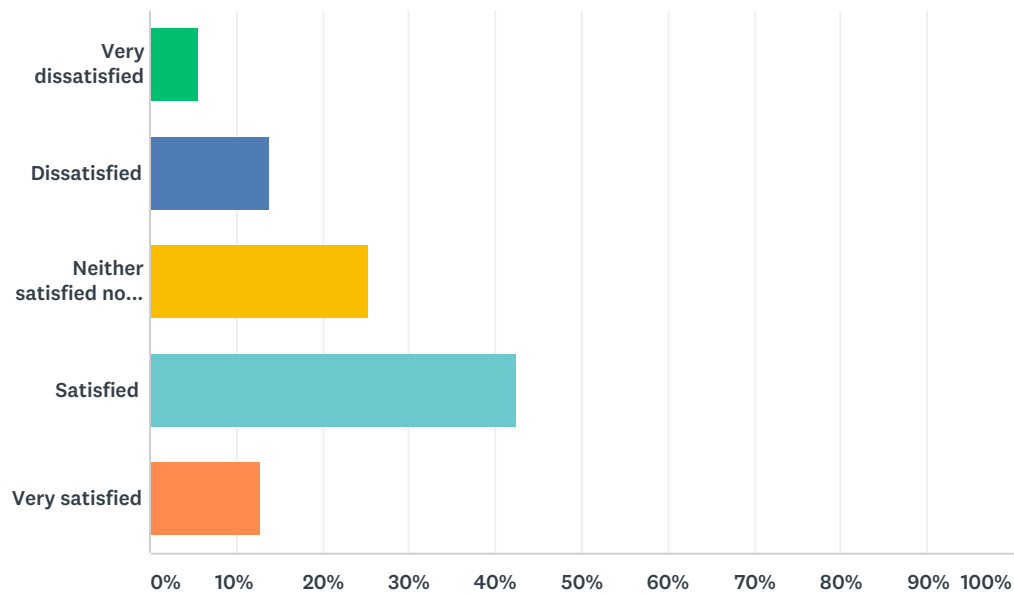
Answered: 353 Skipped: 1



ANSWER CHOICES	RESPONSES	
Very dissatisfied	3.12%	11
Dissatisfied	5.10%	18
Neither satisfied nor dissatisfied	19.83%	70
Satisfied	48.44%	171
Very satisfied	23.51%	83
TOTAL		353

Q23 How satisfied are you with the timetable is organised?

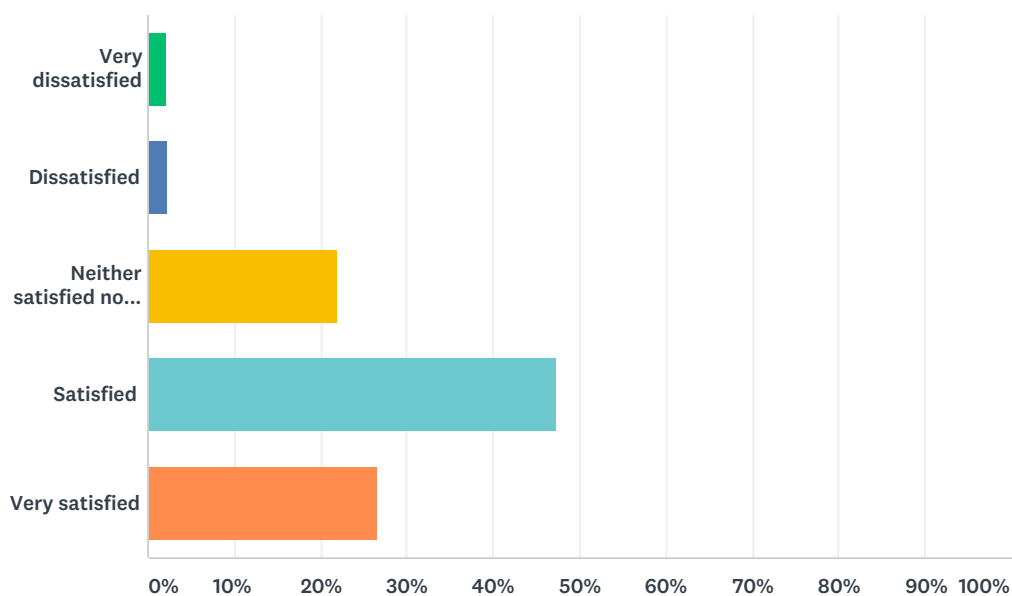
Answered: 353 Skipped: 1



ANSWER CHOICES	RESPONSES	
Very dissatisfied	5.67%	20
Dissatisfied	13.88%	49
Neither satisfied nor dissatisfied	25.21%	89
Satisfied	42.49%	150
Very satisfied	12.75%	45
TOTAL		353

Q24 How satisfied are you with the Dean's overall performance (leadership, support, etc)?

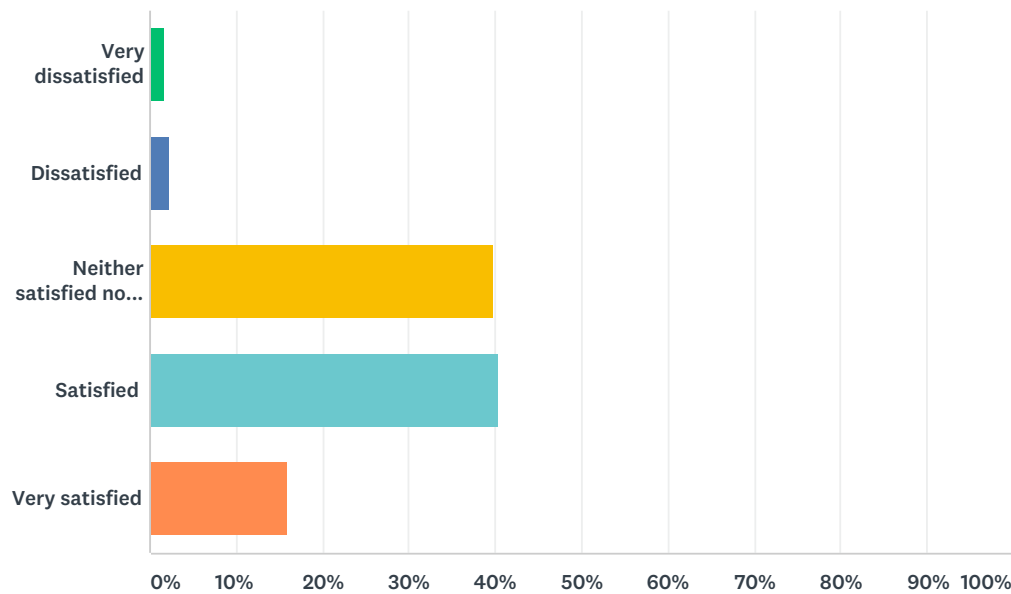
Answered: 351 Skipped: 3



ANSWER CHOICES	RESPONSES	
Very dissatisfied	1.99%	7
Dissatisfied	2.28%	8
Neither satisfied nor dissatisfied	21.94%	77
Satisfied	47.29%	166
Very satisfied	26.50%	93
TOTAL		351

Q25 How accessible and available is the Dean?

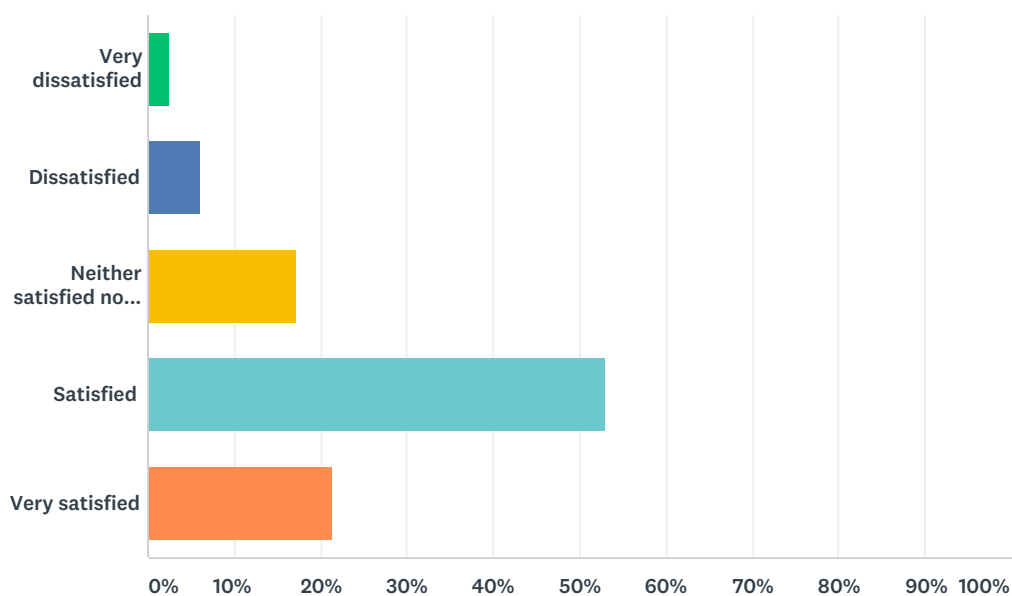
Answered: 352 Skipped: 2



ANSWER CHOICES	RESPONSES	
Very dissatisfied	1.70%	6
Dissatisfied	2.27%	8
Neither satisfied nor dissatisfied	39.77%	140
Satisfied	40.34%	142
Very satisfied	15.91%	56
TOTAL		352

Q26 Overall how satisfied are you with the Faculty office (advice, support, efficiency, etc)?

Answered: 350 Skipped: 4



ANSWER CHOICES	RESPONSES	
Very dissatisfied	2.57%	9
Dissatisfied	6.00%	21
Neither satisfied nor dissatisfied	17.14%	60
Satisfied	52.86%	185
Very satisfied	21.43%	75
TOTAL		350

Q27 Any other comments

Answered: 70 Skipped: 284