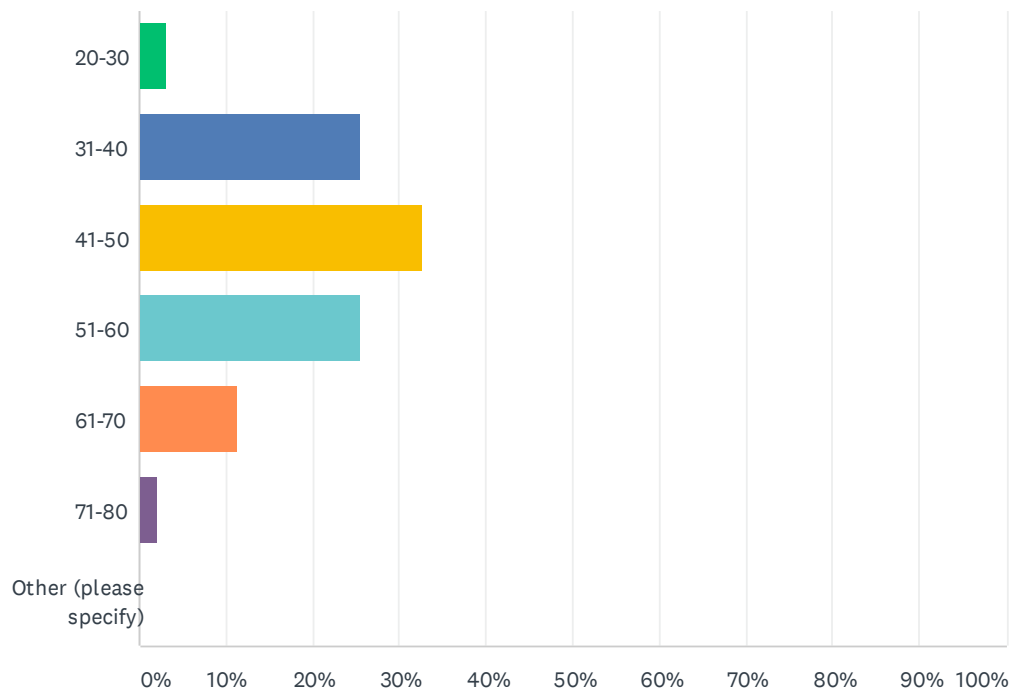


Q1 Age - Please select your age:

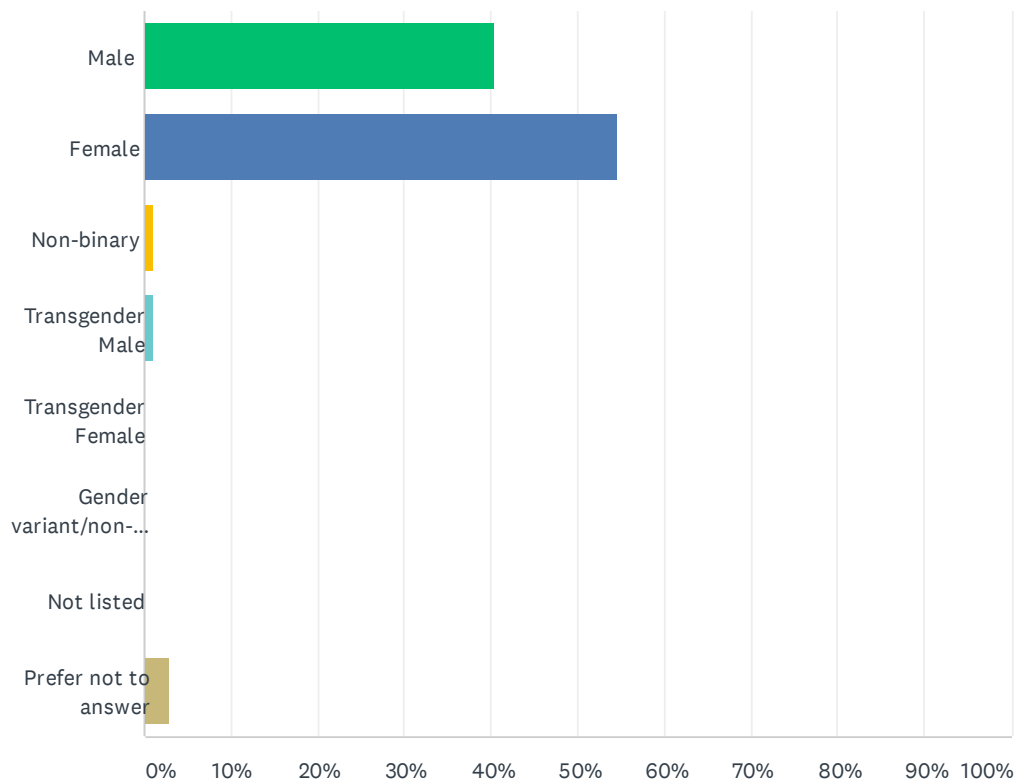
Answered: 98 Skipped: 1



ANSWER CHOICES	RESPONSES	
20-30	3.06%	3
31-40	25.51%	25
41-50	32.65%	32
51-60	25.51%	25
61-70	11.22%	11
71-80	2.04%	2
Other (please specify)	0.00%	0
TOTAL		98

Q2 Which gender do you most identify with?

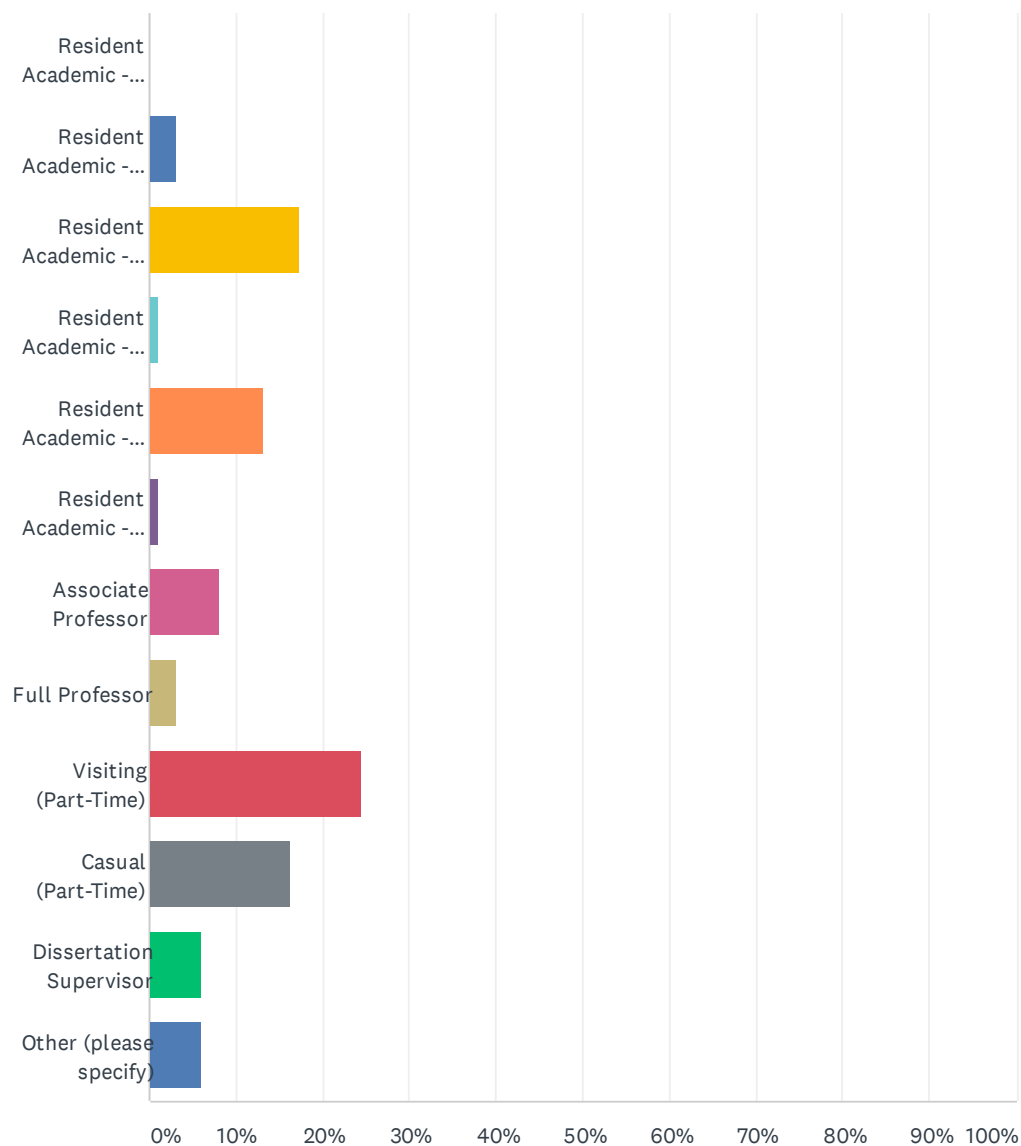
Answered: 99 Skipped: 0



ANSWER CHOICES	RESPONSES	
Male	40.40%	40
Female	54.55%	54
Non-binary	1.01%	1
Transgender Male	1.01%	1
Transgender Female	0.00%	0
Gender variant/non-conforming	0.00%	0
Not listed	0.00%	0
Prefer not to answer	3.03%	3
TOTAL		99

Q3 Please identify your status at the University of Malta:

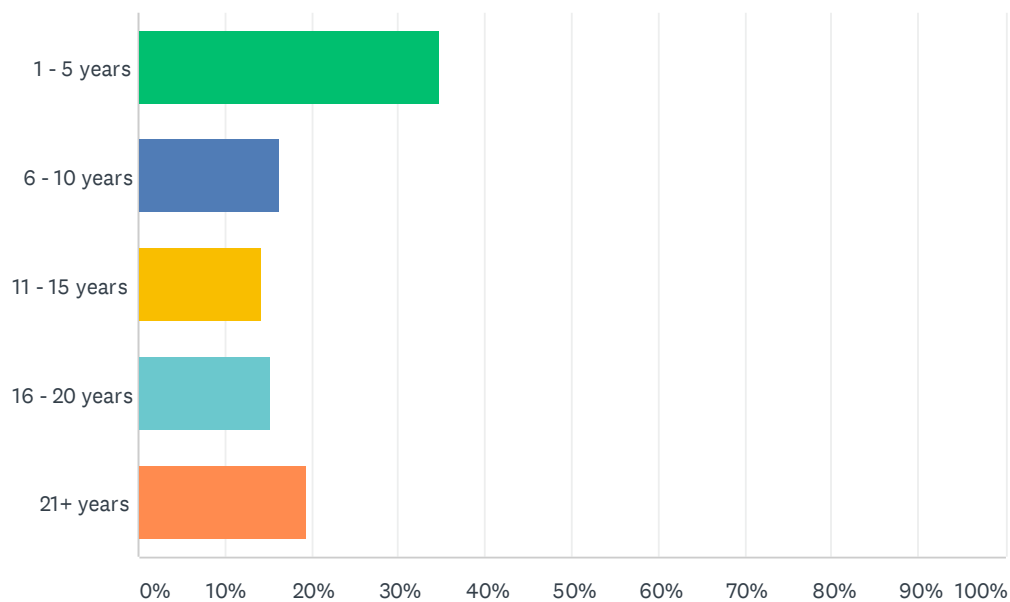
Answered: 98 Skipped: 1



ANSWER CHOICES	RESPONSES	
Resident Academic - Assistant Lecturer (Full-Time)	0.00%	0
Resident Academic - Assistant Lecturer (Part-Time)	3.06%	3
Resident Academic - Lecturer (Full-Time)	17.35%	17
Resident Academic - Lecturer (Part-time)	1.02%	1
Resident Academic - Senior Lecturer (Full-Time)	13.27%	13
Resident Academic - Senior Lecturer (Part-Time)	1.02%	1
Associate Professor	8.16%	8
Full Professor	3.06%	3
Visiting (Part-Time)	24.49%	24
Casual (Part-Time)	16.33%	16
Dissertation Supervisor	6.12%	6
Other (please specify)	6.12%	6
TOTAL		98

Q4 Kindly indicate how long you have been working at the University of Malta by selecting one of the following option:

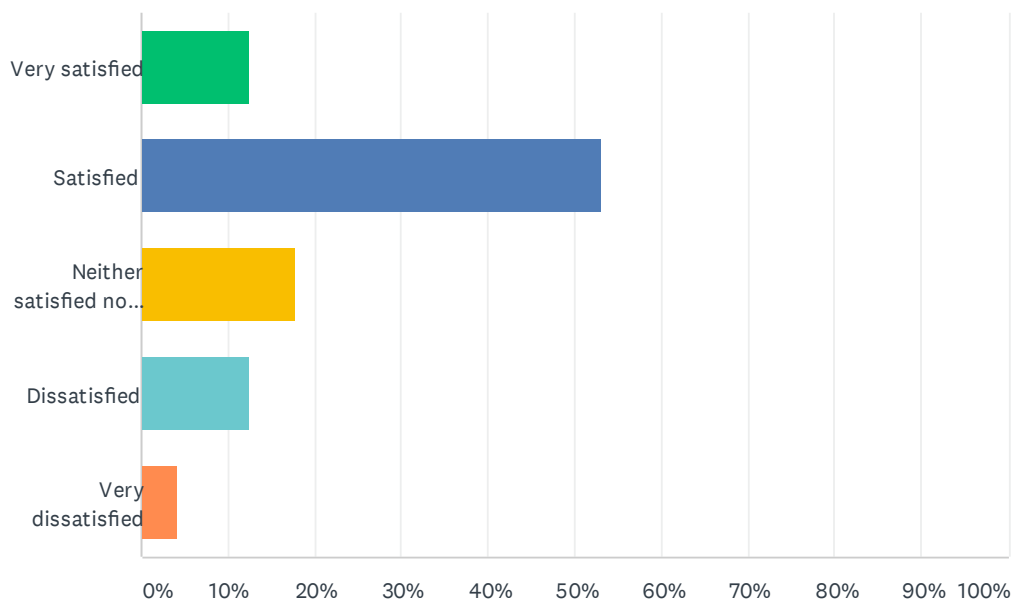
Answered: 98 Skipped: 1



ANSWER CHOICES	RESPONSES	
1 - 5 years	34.69%	34
6 - 10 years	16.33%	16
11 - 15 years	14.29%	14
16 - 20 years	15.31%	15
21+ years	19.39%	19
TOTAL		98

Q5 How satisfied are you with the amount of lecturing you are required to do within your Department?

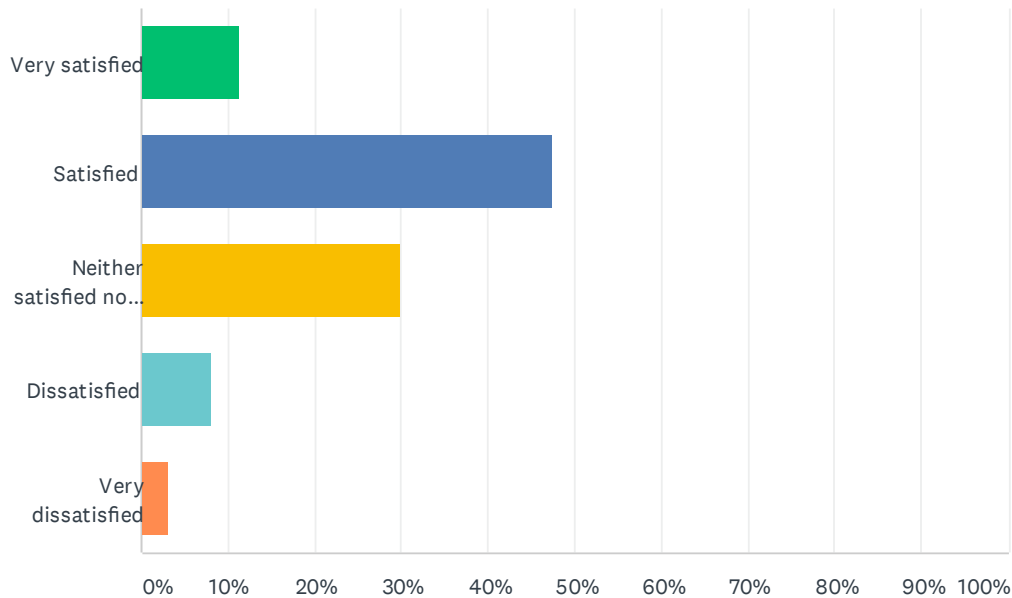
Answered: 96 Skipped: 3



ANSWER CHOICES	RESPONSES	
Very satisfied	12.50%	12
Satisfied	53.13%	51
Neither satisfied nor dissatisfied	17.71%	17
Dissatisfied	12.50%	12
Very dissatisfied	4.17%	4
TOTAL		96

Q6 How satisfied are you with the amount of student mentoring (dissertation supervision and tutorials) you are required to do in your Department?

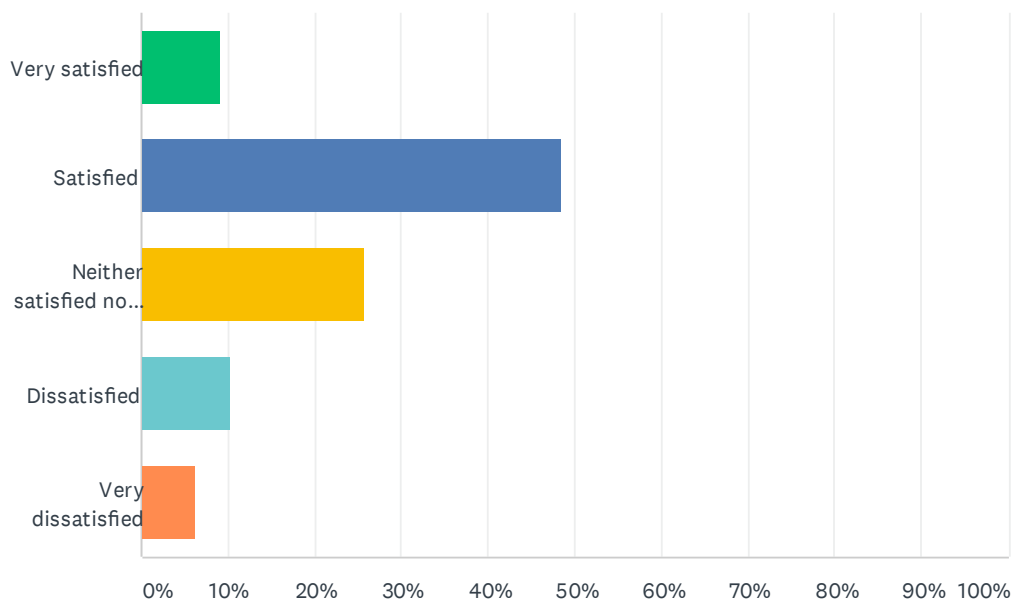
Answered: 97 Skipped: 2



ANSWER CHOICES	RESPONSES	
Very satisfied	11.34%	11
Satisfied	47.42%	46
Neither satisfied nor dissatisfied	29.90%	29
Dissatisfied	8.25%	8
Very dissatisfied	3.09%	3
TOTAL		97

Q7 How satisfied are you with the amount of marking you are required to do in your Department?

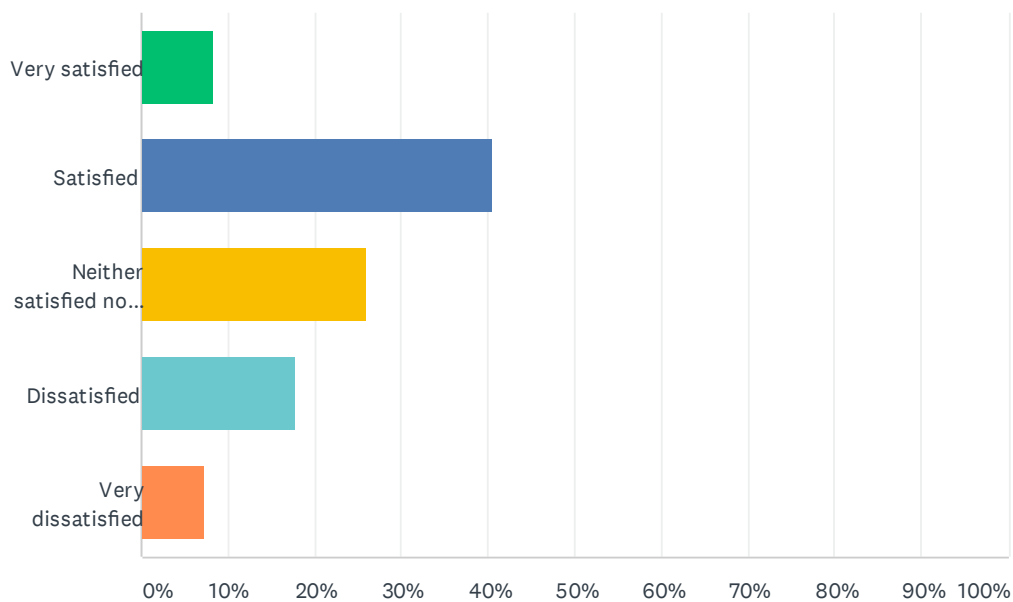
Answered: 97 Skipped: 2



ANSWER CHOICES	RESPONSES	
Very satisfied	9.28%	9
Satisfied	48.45%	47
Neither satisfied nor dissatisfied	25.77%	25
Dissatisfied	10.31%	10
Very dissatisfied	6.19%	6
TOTAL		97

Q8 How satisfied are you with the amount and type of administration you are required to do?

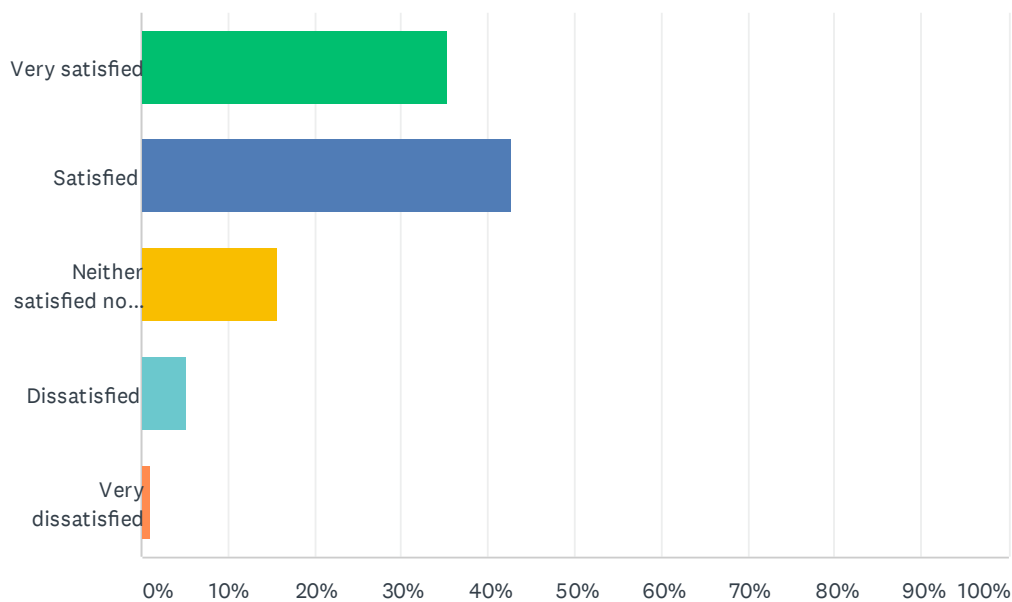
Answered: 96 Skipped: 3



ANSWER CHOICES	RESPONSES	
Very satisfied	8.33%	8
Satisfied	40.63%	39
Neither satisfied nor dissatisfied	26.04%	25
Dissatisfied	17.71%	17
Very dissatisfied	7.29%	7
TOTAL		96

Q9 How satisfied are you with the quality of administrative support in your Department?

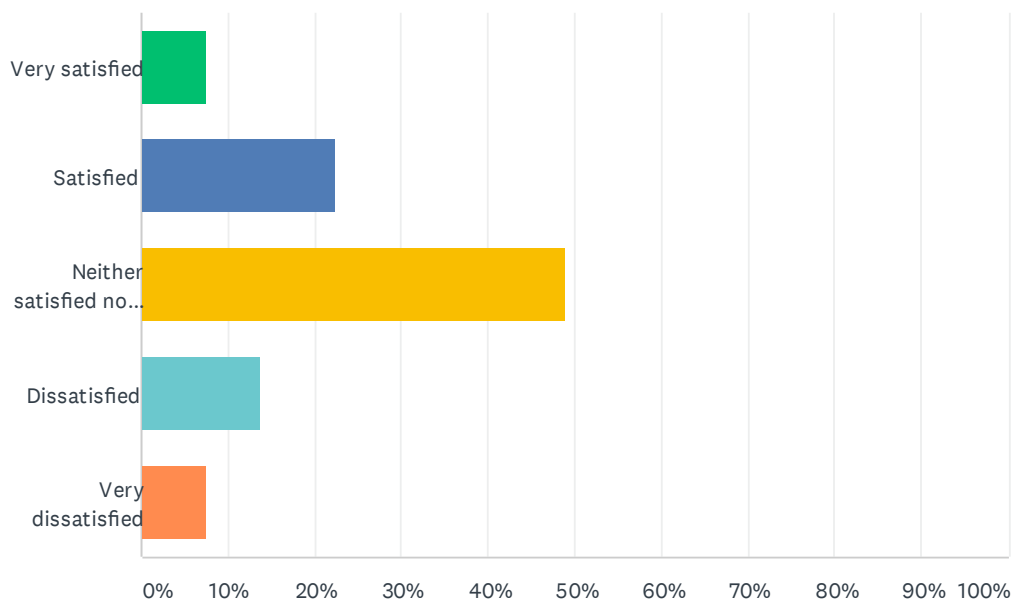
Answered: 96 Skipped: 3



ANSWER CHOICES	RESPONSES	
Very satisfied	35.42%	34
Satisfied	42.71%	41
Neither satisfied nor dissatisfied	15.63%	15
Dissatisfied	5.21%	5
Very dissatisfied	1.04%	1
TOTAL		96

Q10 How satisfied are you with the research opportunities at your disposal in the faculty?

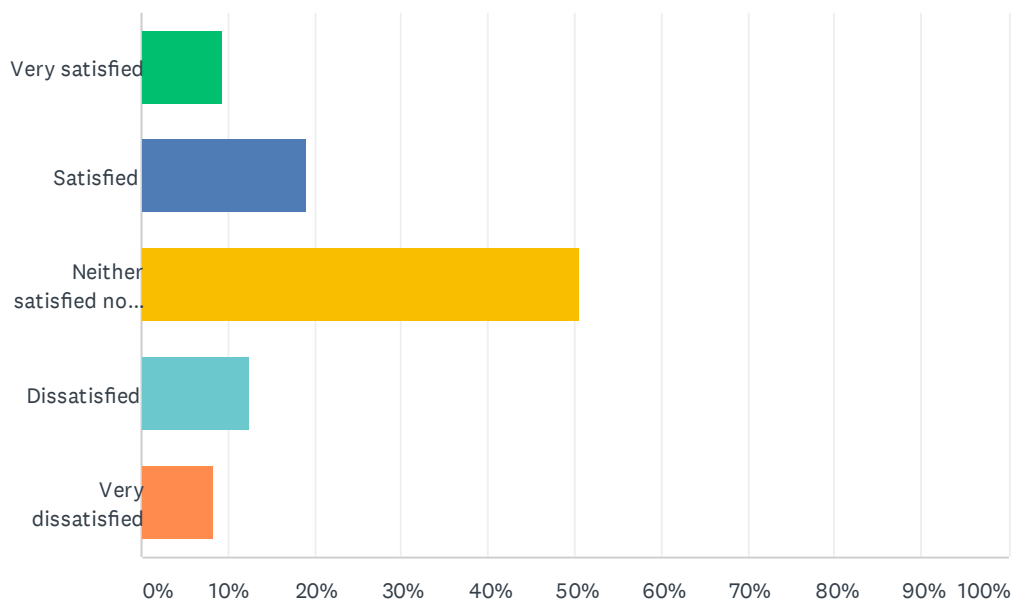
Answered: 94 Skipped: 5



ANSWER CHOICES	RESPONSES	
Very satisfied	7.45%	7
Satisfied	22.34%	21
Neither satisfied nor dissatisfied	48.94%	46
Dissatisfied	13.83%	13
Very dissatisfied	7.45%	7
TOTAL		94

Q11 How satisfied are you with the support you get from your Department to perform research?

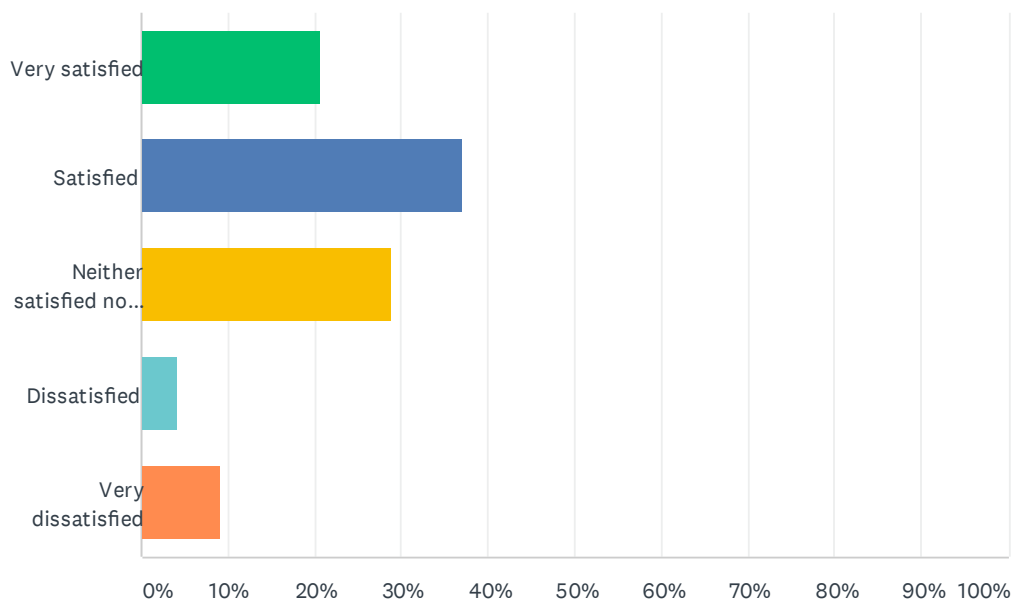
Answered: 95 Skipped: 4



ANSWER CHOICES	RESPONSES	
Very satisfied	9.47%	9
Satisfied	18.95%	18
Neither satisfied nor dissatisfied	50.53%	48
Dissatisfied	12.63%	12
Very dissatisfied	8.42%	8
TOTAL		95

Q12 How satisfied are you with how interpersonal relationships (amongst staff) are fostered in your Department?

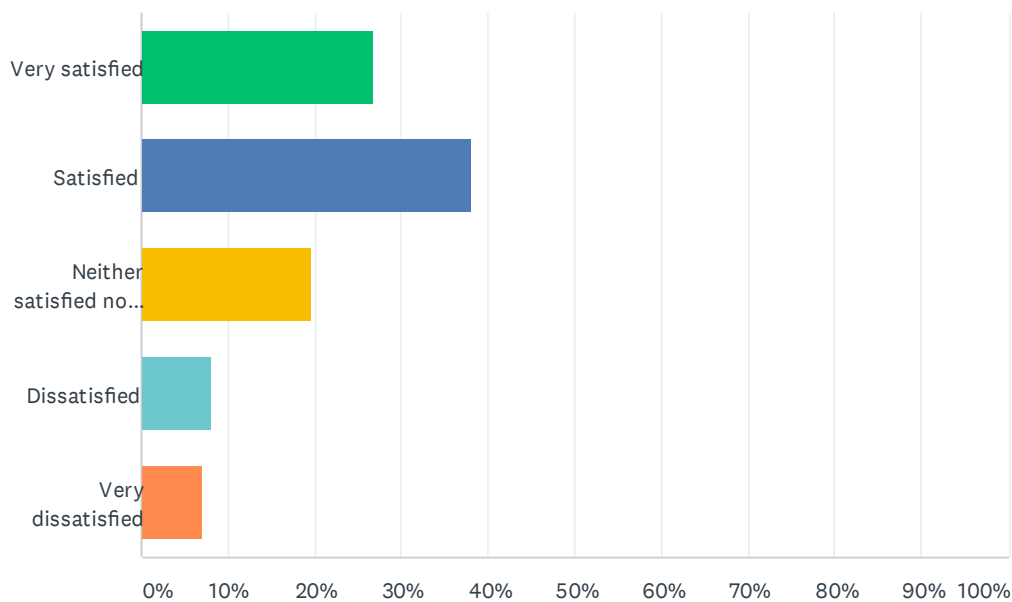
Answered: 97 Skipped: 2



ANSWER CHOICES	RESPONSES	
Very satisfied	20.62%	20
Satisfied	37.11%	36
Neither satisfied nor dissatisfied	28.87%	28
Dissatisfied	4.12%	4
Very dissatisfied	9.28%	9
TOTAL		97

Q13 How satisfied are you with the responsiveness in your Department, to your personal and academic needs?

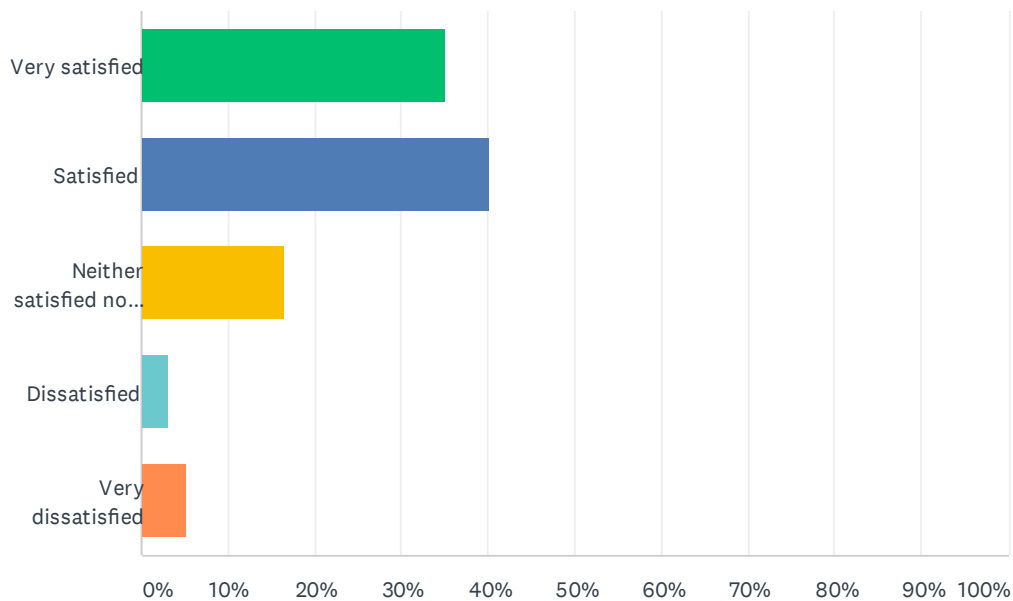
Answered: 97 Skipped: 2



ANSWER CHOICES	RESPONSES	
Very satisfied	26.80%	26
Satisfied	38.14%	37
Neither satisfied nor dissatisfied	19.59%	19
Dissatisfied	8.25%	8
Very dissatisfied	7.22%	7
TOTAL		97

Q14 How satisfied are you with the leadership in your Department?

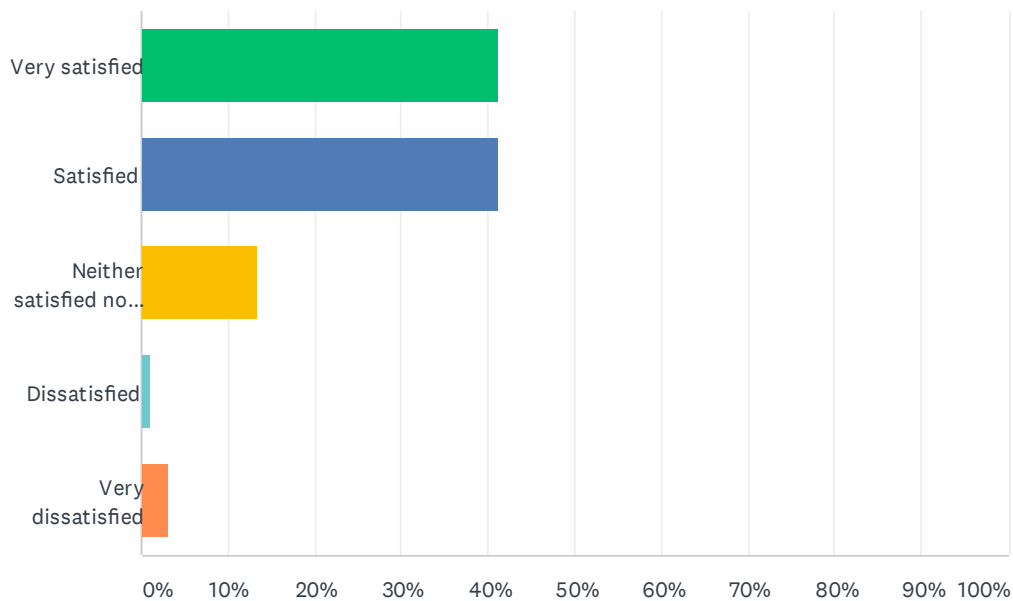
Answered: 97 Skipped: 2



ANSWER CHOICES	RESPONSES	
Very satisfied	35.05%	34
Satisfied	40.21%	39
Neither satisfied nor dissatisfied	16.49%	16
Dissatisfied	3.09%	3
Very dissatisfied	5.15%	5
TOTAL		97

Q15 How satisfied are you with the leadership in your Faculty?

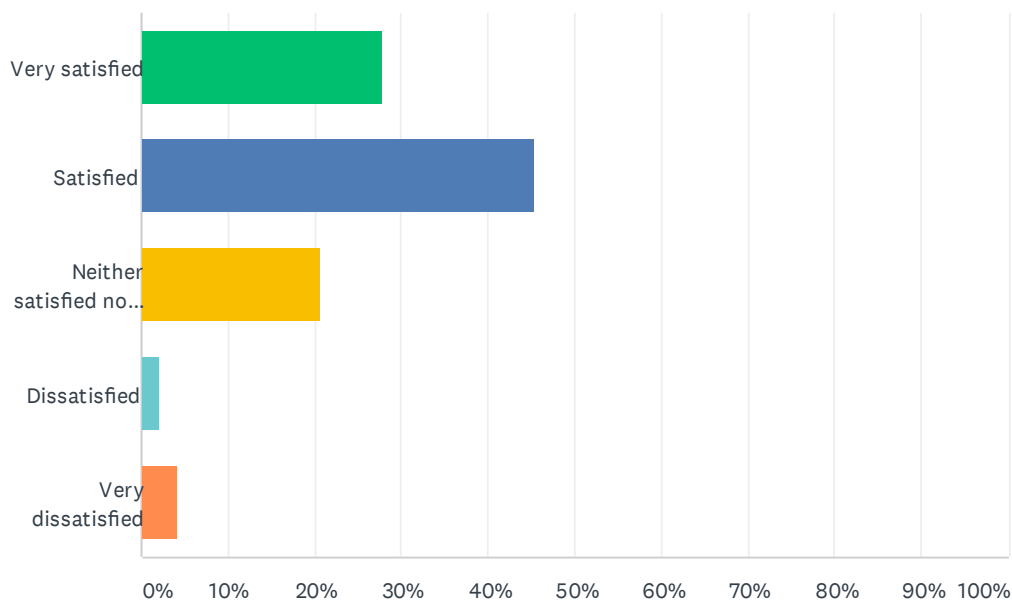
Answered: 97 Skipped: 2



ANSWER CHOICES	RESPONSES	
Very satisfied	41.24%	40
Satisfied	41.24%	40
Neither satisfied nor dissatisfied	13.40%	13
Dissatisfied	1.03%	1
Very dissatisfied	3.09%	3
TOTAL		97

Q16 How satisfied are you with the level of communication there is in the Faculty ?

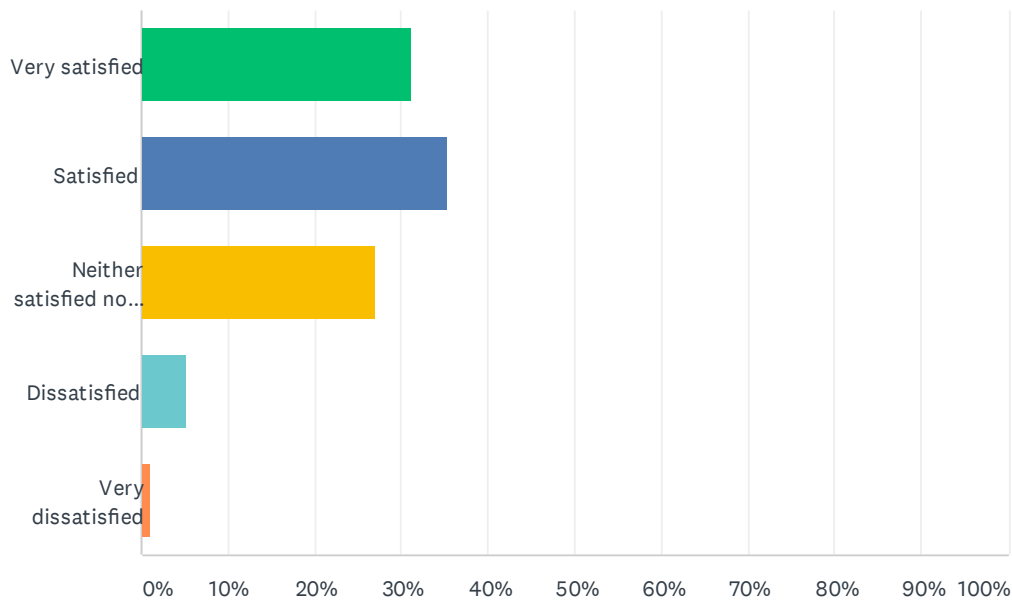
Answered: 97 Skipped: 2



ANSWER CHOICES	RESPONSES	
Very satisfied	27.84%	27
Satisfied	45.36%	44
Neither satisfied nor dissatisfied	20.62%	20
Dissatisfied	2.06%	2
Very dissatisfied	4.12%	4
TOTAL		97

Q17 How satisfied are you with the level of social engagement (link with social partners and stakeholders, activism, involvement in the media etc) the Faculty is involved in?

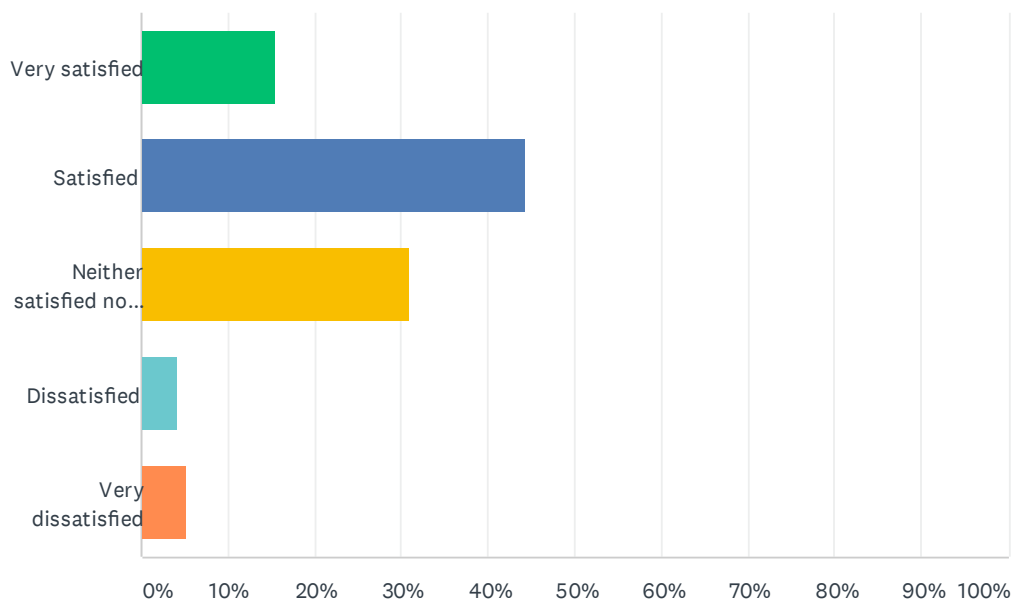
Answered: 96 Skipped: 3



ANSWER CHOICES	RESPONSES	
Very satisfied	31.25%	30
Satisfied	35.42%	34
Neither satisfied nor dissatisfied	27.08%	26
Dissatisfied	5.21%	5
Very dissatisfied	1.04%	1
TOTAL		96

Q18 How satisfied are you with the responsiveness to your needs in your Faculty?

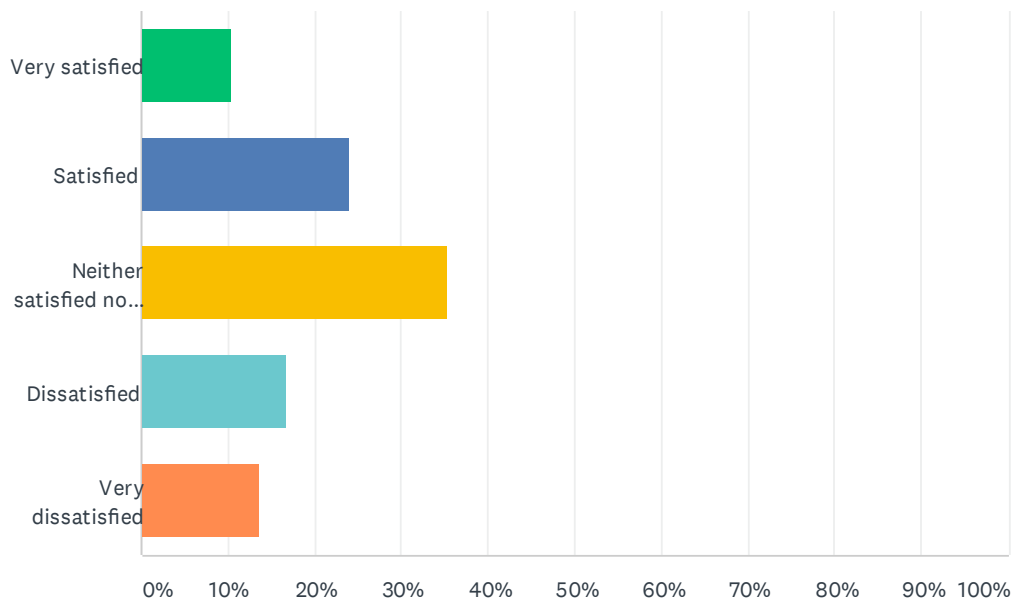
Answered: 97 Skipped: 2



ANSWER CHOICES	RESPONSES	
Very satisfied	15.46%	15
Satisfied	44.33%	43
Neither satisfied nor dissatisfied	30.93%	30
Dissatisfied	4.12%	4
Very dissatisfied	5.15%	5
TOTAL		97

Q19 How satisfied are you with your office-space arrangements?

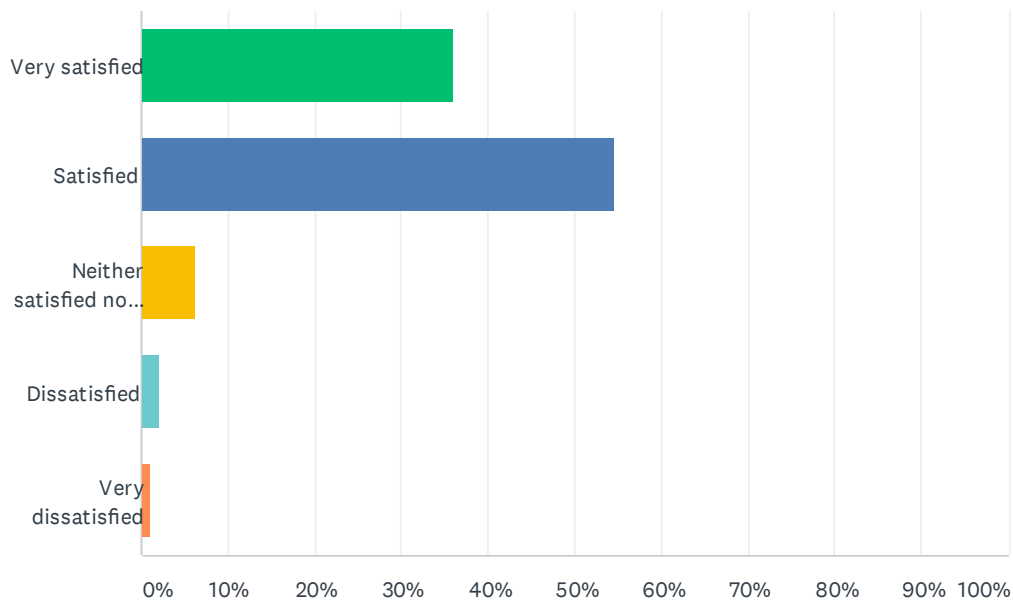
Answered: 96 Skipped: 3



ANSWER CHOICES	RESPONSES	
Very satisfied	10.42%	10
Satisfied	23.96%	23
Neither satisfied nor dissatisfied	35.42%	34
Dissatisfied	16.67%	16
Very dissatisfied	13.54%	13
TOTAL		96

Q20 How satisfied are you with your relationship with students?

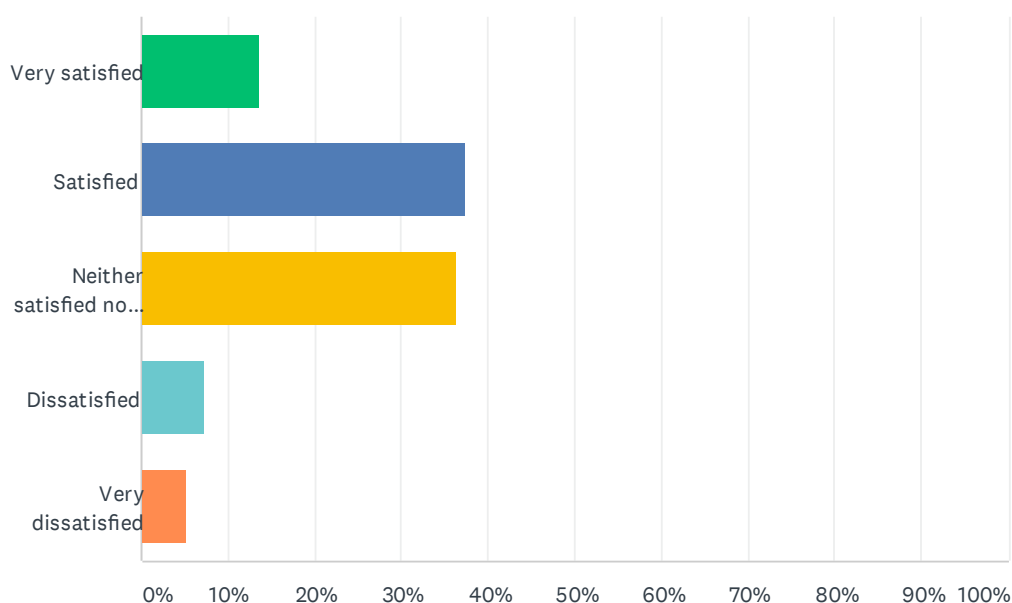
Answered: 97 Skipped: 2



ANSWER CHOICES	RESPONSES	
Very satisfied	36.08%	35
Satisfied	54.64%	53
Neither satisfied nor dissatisfied	6.19%	6
Dissatisfied	2.06%	2
Very dissatisfied	1.03%	1
TOTAL		97

Q21 How satisfied are you with office resources (photocopiers, printing, stationery etc)?

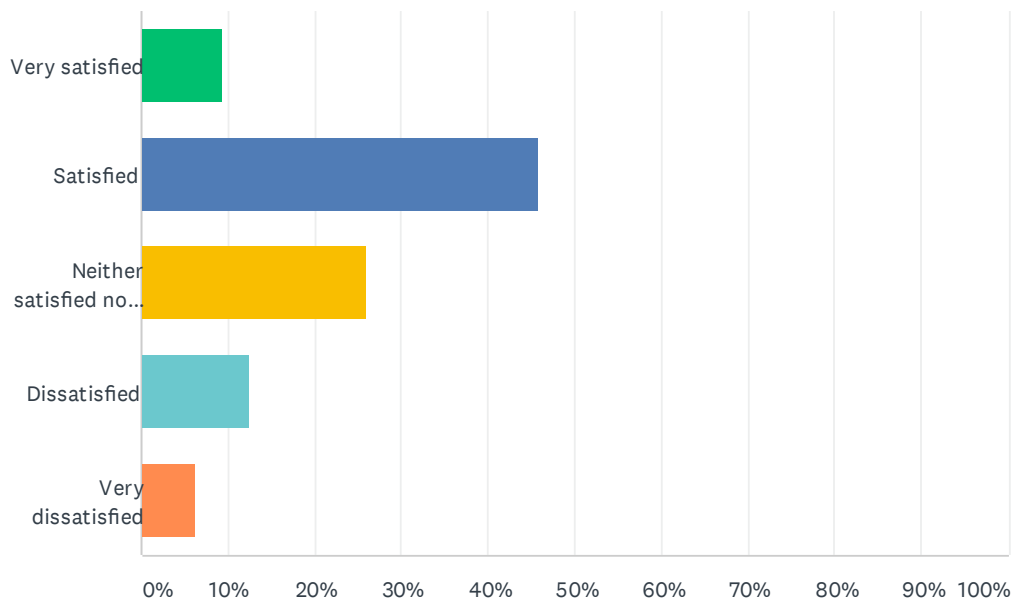
Answered: 96 Skipped: 3



ANSWER CHOICES	RESPONSES	
Very satisfied	13.54%	13
Satisfied	37.50%	36
Neither satisfied nor dissatisfied	36.46%	35
Dissatisfied	7.29%	7
Very dissatisfied	5.21%	5
TOTAL		96

Q22 How satisfied are you with your teaching load?

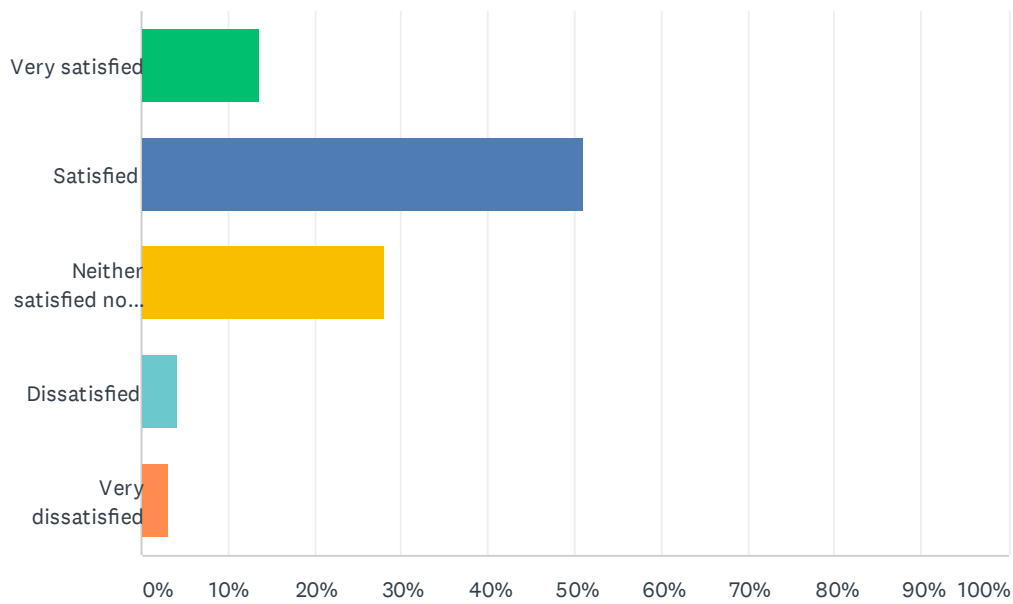
Answered: 96 Skipped: 3



ANSWER CHOICES	RESPONSES	
Very satisfied	9.38%	9
Satisfied	45.83%	44
Neither satisfied nor dissatisfied	26.04%	25
Dissatisfied	12.50%	12
Very dissatisfied	6.25%	6
TOTAL		96

Q23 How satisfied are you with the scheduling of lectures?

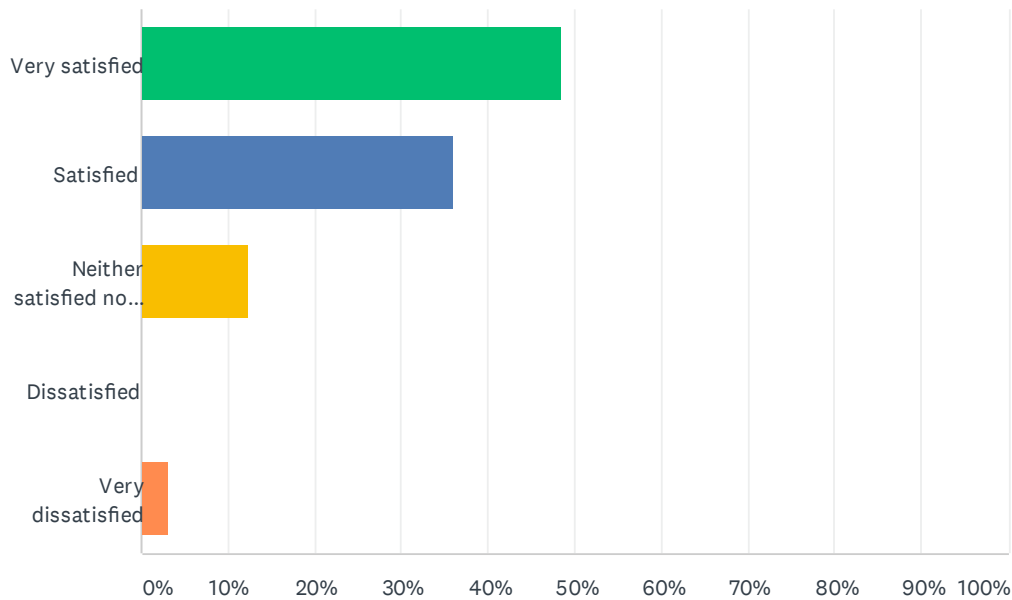
Answered: 96 Skipped: 3



ANSWER CHOICES	RESPONSES	
Very satisfied	13.54%	13
Satisfied	51.04%	49
Neither satisfied nor dissatisfied	28.13%	27
Dissatisfied	4.17%	4
Very dissatisfied	3.13%	3
TOTAL		96

Q24 How satisfied are you with the Dean's overall performance (leadership,. support, implementation of manifesto, support to staff, support to departments, bringing in visibility outside Faculty, encouraging scholarships, etc)?

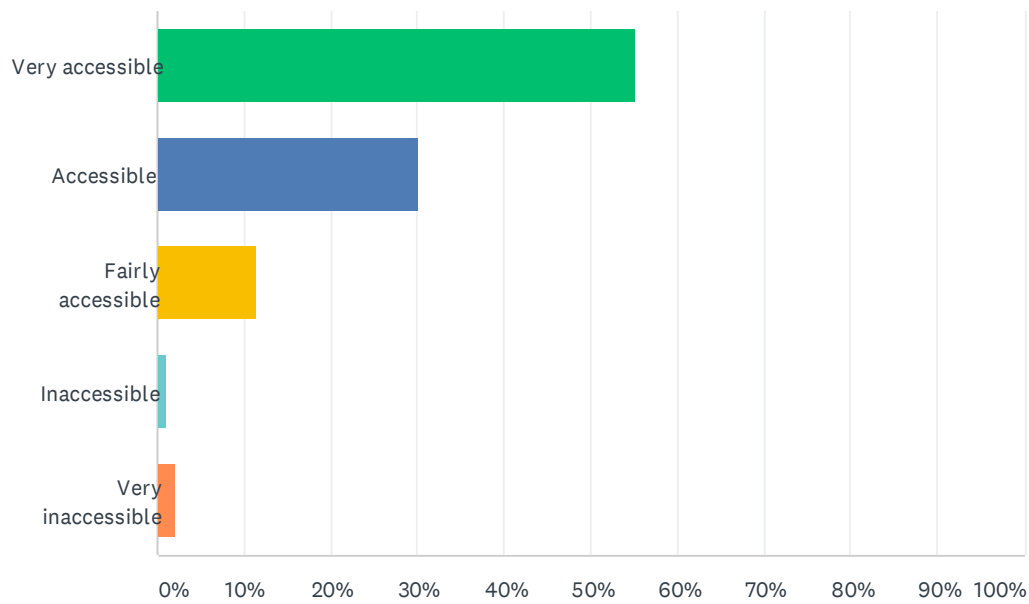
Answered: 97 Skipped: 2



ANSWER CHOICES	RESPONSES	
Very satisfied	48.45%	47
Satisfied	36.08%	35
Neither satisfied nor dissatisfied	12.37%	12
Dissatisfied	0.00%	0
Very dissatisfied	3.09%	3
TOTAL		97

Q25 How accessible and available is the Dean?

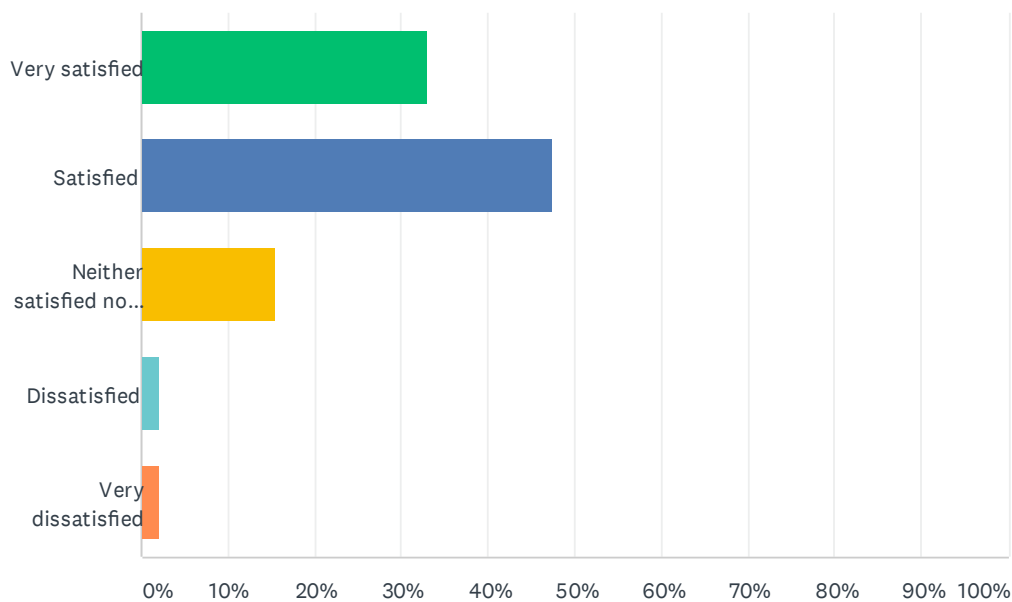
Answered: 96 Skipped: 3



ANSWER CHOICES	RESPONSES	
Very accessible	55.21%	53
Accessible	30.21%	29
Fairly accessible	11.46%	11
Inaccessible	1.04%	1
Very inaccessible	2.08%	2
TOTAL		96

Q26 Overall how satisfied are you with the Faculty Office (advice, support, timeliness, etc)?

Answered: 97 Skipped: 2



ANSWER CHOICES	RESPONSES	
Very satisfied	32.99%	32
Satisfied	47.42%	46
Neither satisfied nor dissatisfied	15.46%	15
Dissatisfied	2.06%	2
Very dissatisfied	2.06%	2
TOTAL		97

Q27 Any other comments

Answered: 32 Skipped: 67