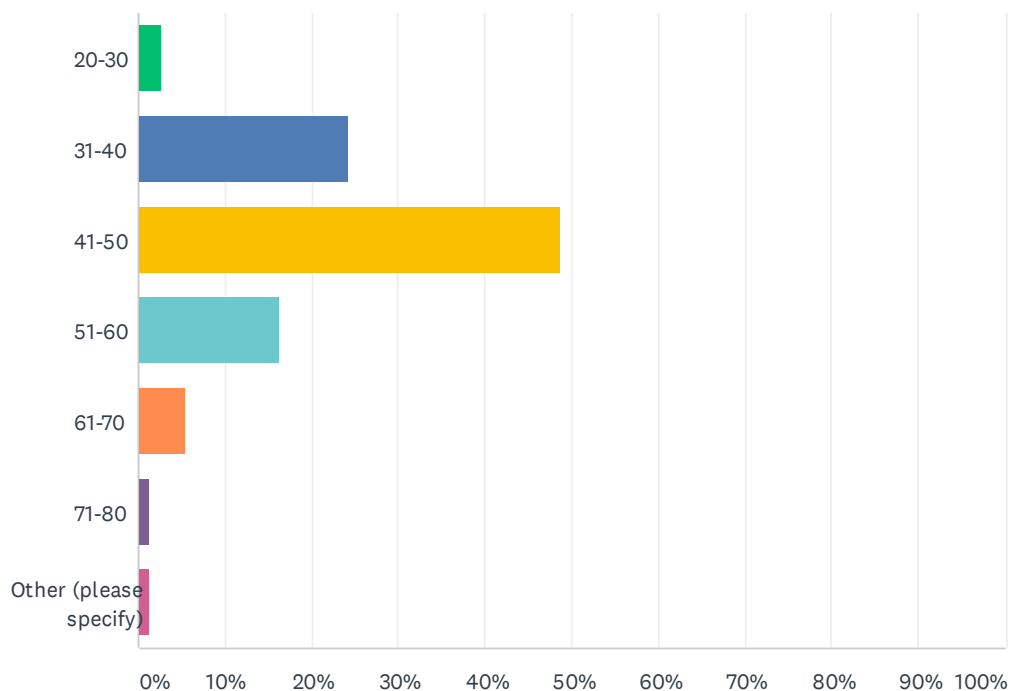


Q1 Age - Please select your age:

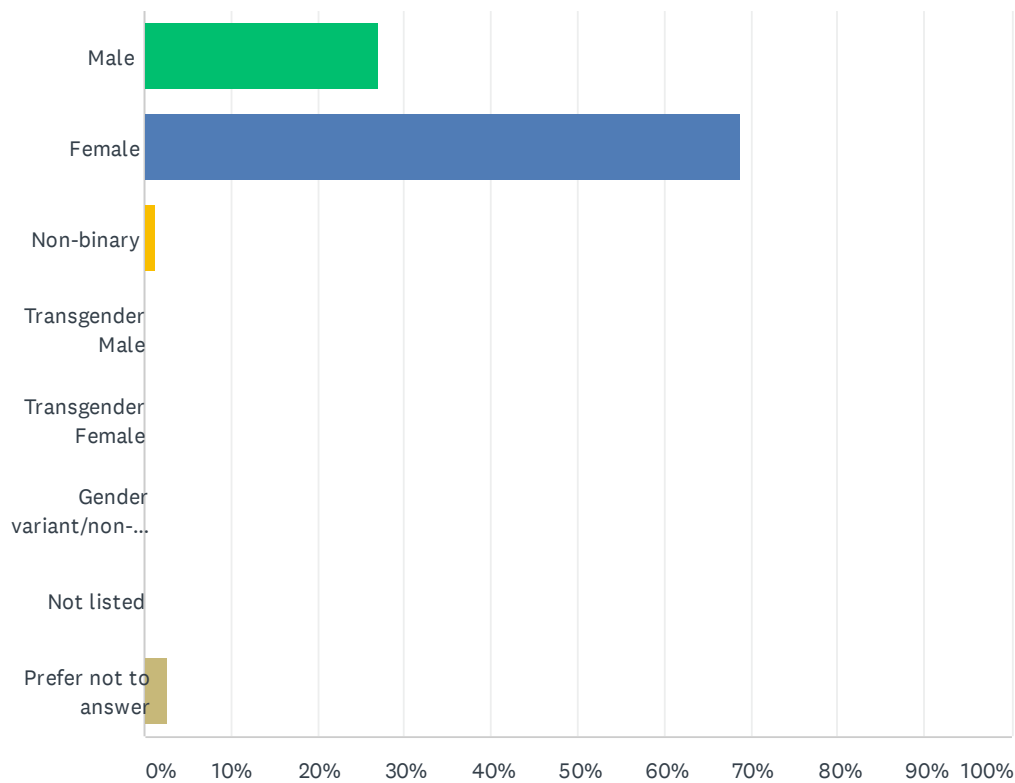
Answered: 74 Skipped: 0



ANSWER CHOICES	RESPONSES	
20-30	2.70%	2
31-40	24.32%	18
41-50	48.65%	36
51-60	16.22%	12
61-70	5.41%	4
71-80	1.35%	1
Other (please specify)	1.35%	1
TOTAL		74

Q2 Which gender do you most identify with?

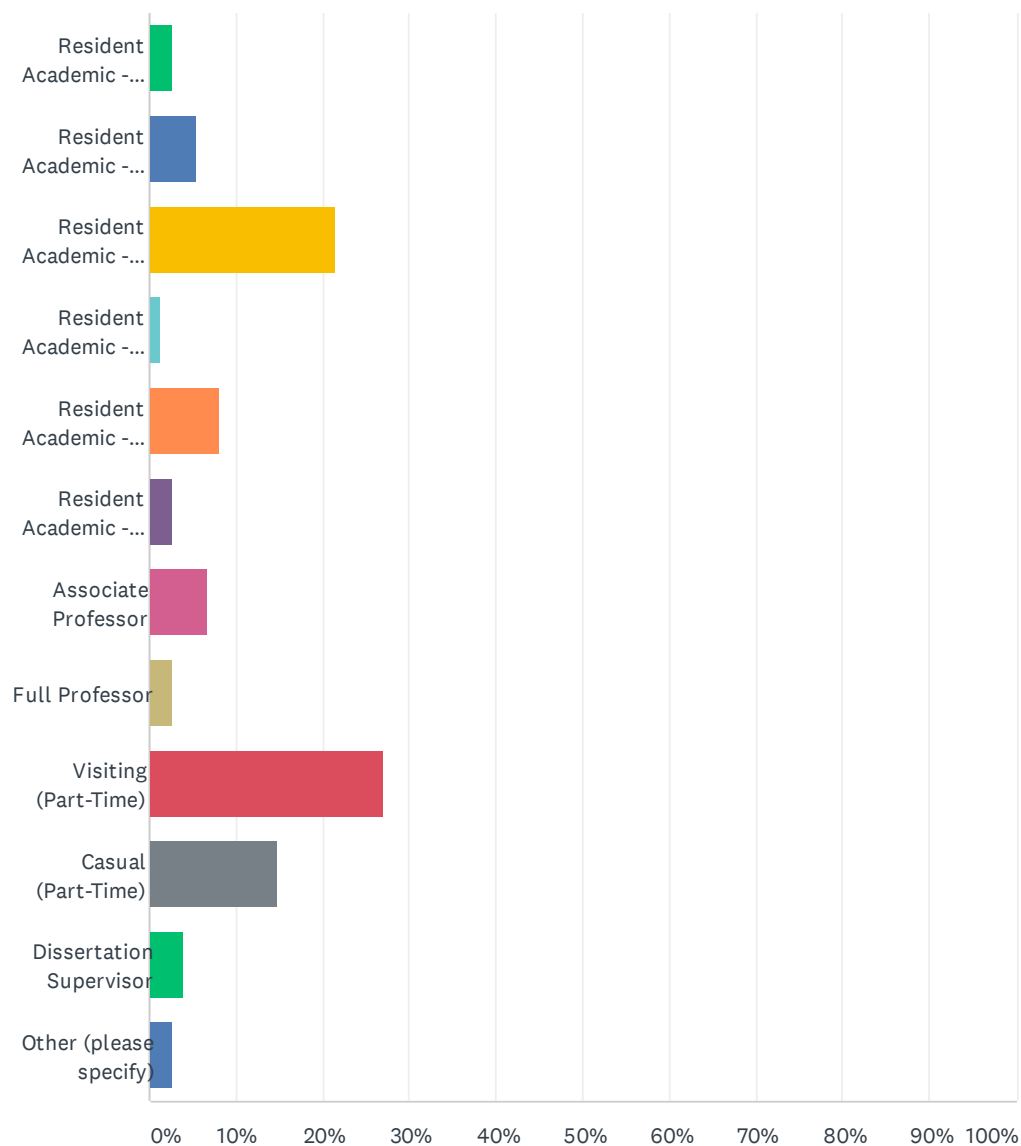
Answered: 74 Skipped: 0



ANSWER CHOICES	RESPONSES	
Male	27.03%	20
Female	68.92%	51
Non-binary	1.35%	1
Transgender Male	0.00%	0
Transgender Female	0.00%	0
Gender variant/non-conforming	0.00%	0
Not listed	0.00%	0
Prefer not to answer	2.70%	2
TOTAL		74

Q3 Please identify your status at the University of Malta:

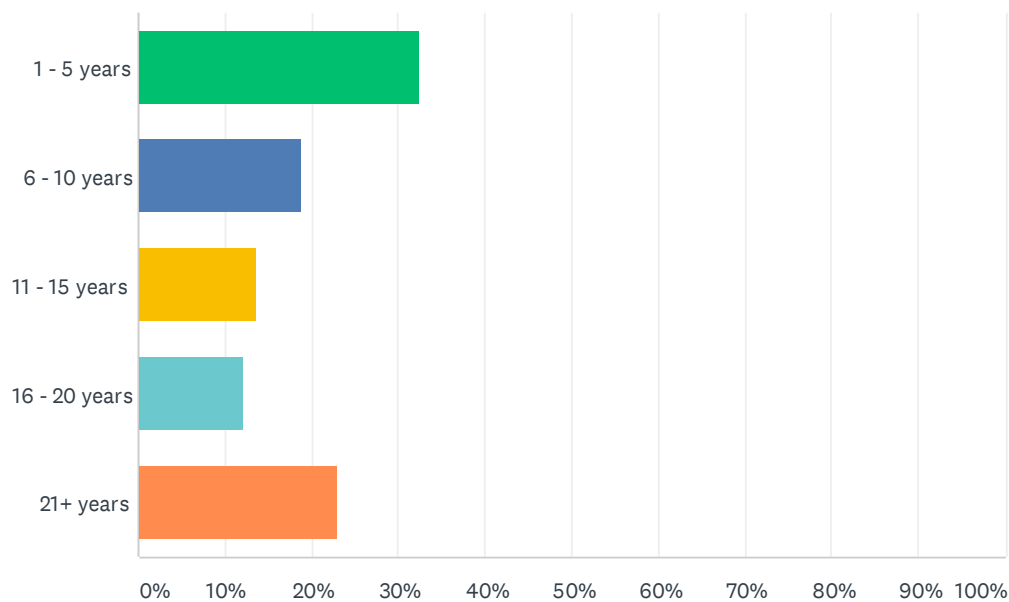
Answered: 74 Skipped: 0



ANSWER CHOICES	RESPONSES	
Resident Academic - Assistant Lecturer (Full-Time)	2.70%	2
Resident Academic - Assistant Lecturer (Part-Time)	5.41%	4
Resident Academic - Lecturer (Full-Time)	21.62%	16
Resident Academic - Lecturer (Part-time)	1.35%	1
Resident Academic - Senior Lecturer (Full-Time)	8.11%	6
Resident Academic - Senior Lecturer (Part-Time)	2.70%	2
Associate Professor	6.76%	5
Full Professor	2.70%	2
Visiting (Part-Time)	27.03%	20
Casual (Part-Time)	14.86%	11
Dissertation Supervisor	4.05%	3
Other (please specify)	2.70%	2
TOTAL		74

Q4 Kindly indicate how long you have been working at the University of Malta by selecting one of the following option:

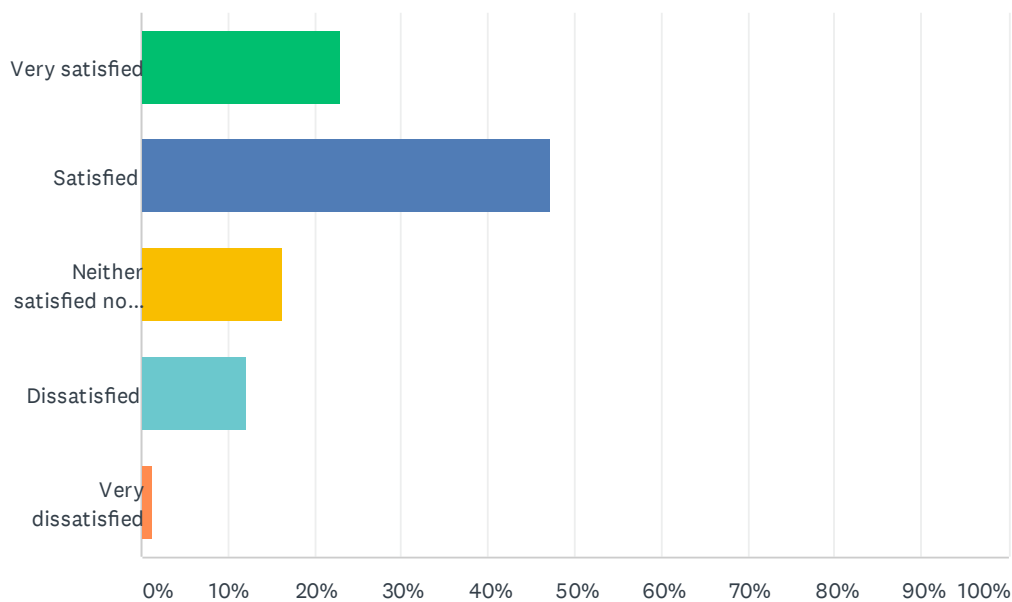
Answered: 74 Skipped: 0



ANSWER CHOICES	RESPONSES	
1 - 5 years	32.43%	24
6 - 10 years	18.92%	14
11 - 15 years	13.51%	10
16 - 20 years	12.16%	9
21+ years	22.97%	17
TOTAL		74

Q5 How satisfied are you with the amount of lecturing you are required to do within your Department?

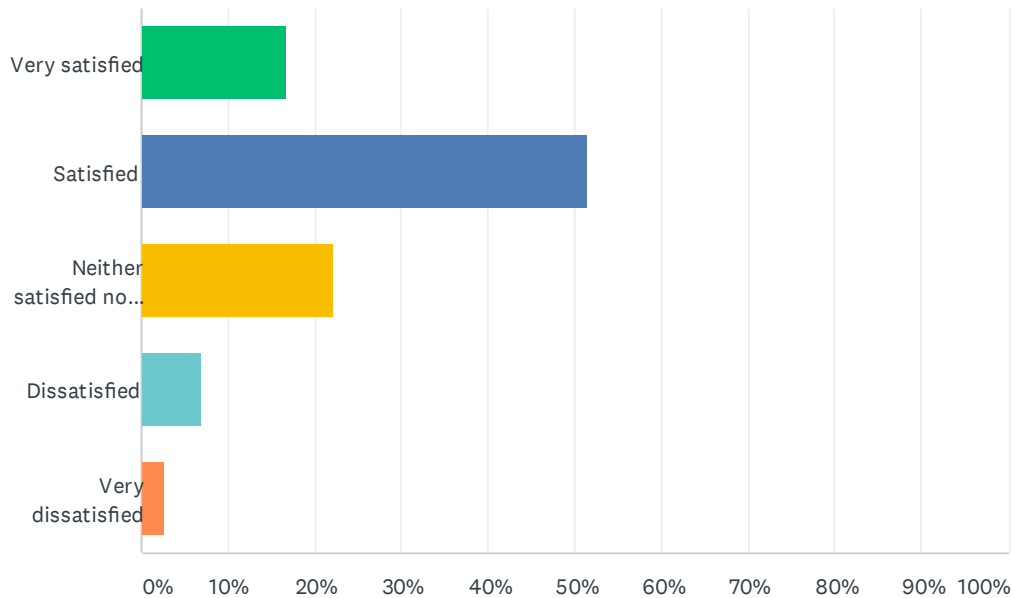
Answered: 74 Skipped: 0



ANSWER CHOICES	RESPONSES	
Very satisfied	22.97%	17
Satisfied	47.30%	35
Neither satisfied nor dissatisfied	16.22%	12
Dissatisfied	12.16%	9
Very dissatisfied	1.35%	1
TOTAL		74

Q6 How satisfied are you with the amount of student mentoring (dissertation supervision and tutorials) you are required to do in your Department?

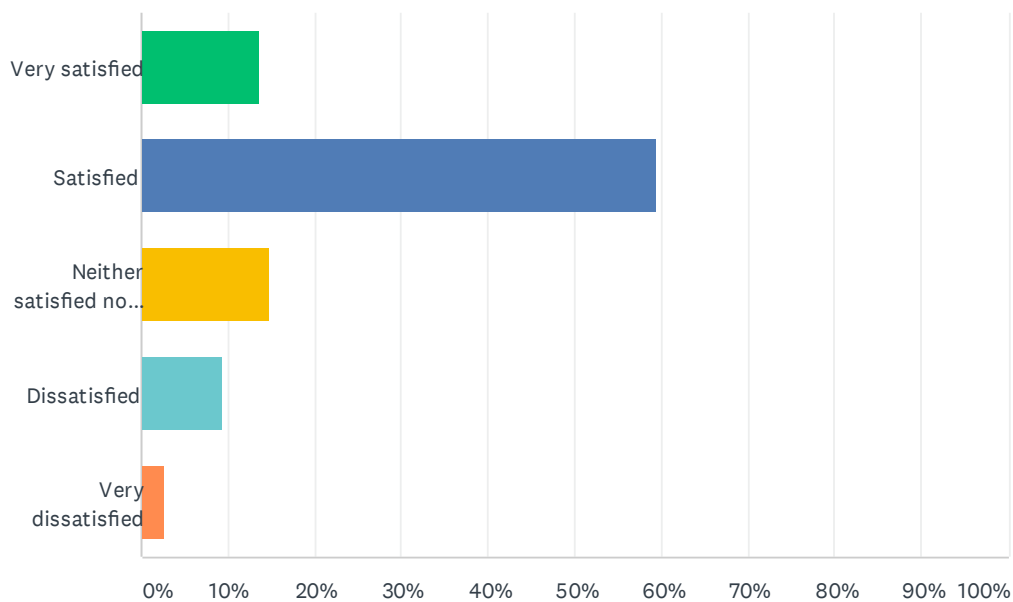
Answered: 72 Skipped: 2



ANSWER CHOICES	RESPONSES	
Very satisfied	16.67%	12
Satisfied	51.39%	37
Neither satisfied nor dissatisfied	22.22%	16
Dissatisfied	6.94%	5
Very dissatisfied	2.78%	2
TOTAL		72

Q7 How satisfied are you with the amount of marking you are required to do in your Department?

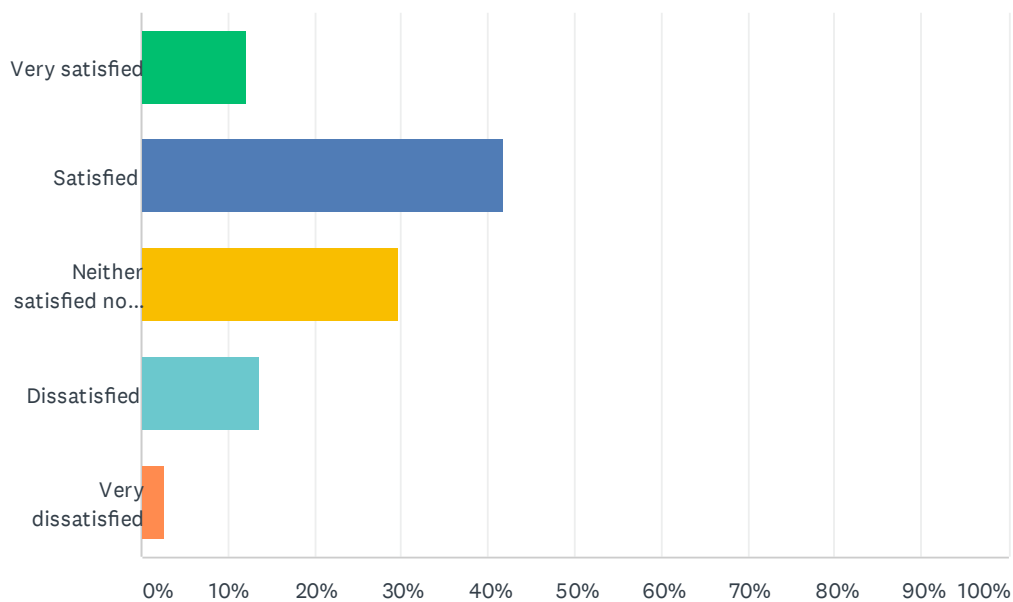
Answered: 74 Skipped: 0



ANSWER CHOICES	RESPONSES	
Very satisfied	13.51%	10
Satisfied	59.46%	44
Neither satisfied nor dissatisfied	14.86%	11
Dissatisfied	9.46%	7
Very dissatisfied	2.70%	2
TOTAL		74

Q8 How satisfied are you with the amount and type of administration you are required to do?

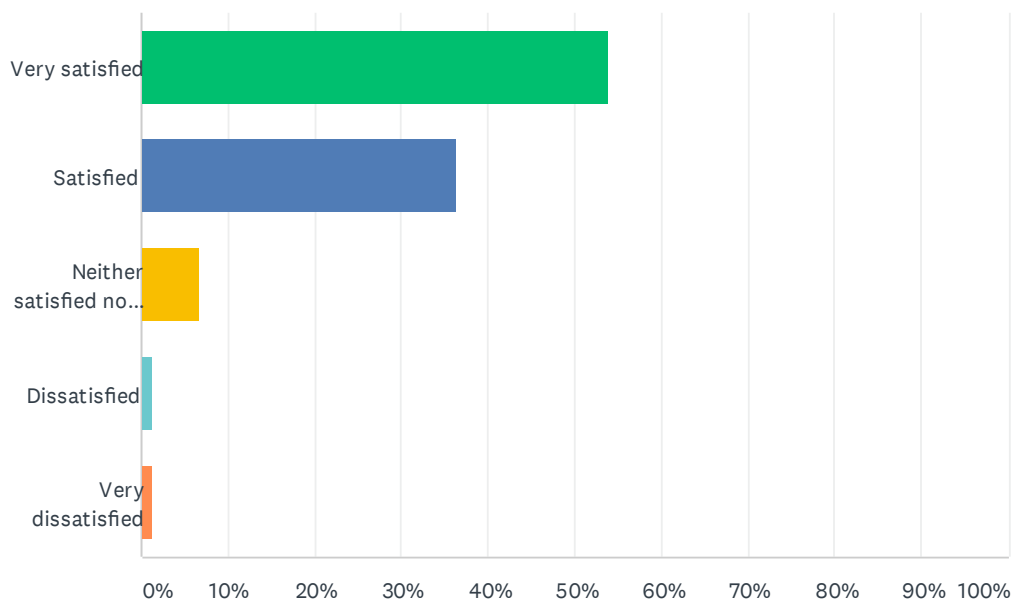
Answered: 74 Skipped: 0



ANSWER CHOICES	RESPONSES	
Very satisfied	12.16%	9
Satisfied	41.89%	31
Neither satisfied nor dissatisfied	29.73%	22
Dissatisfied	13.51%	10
Very dissatisfied	2.70%	2
TOTAL		74

Q9 How satisfied are you with the quality of administrative support in your Department?

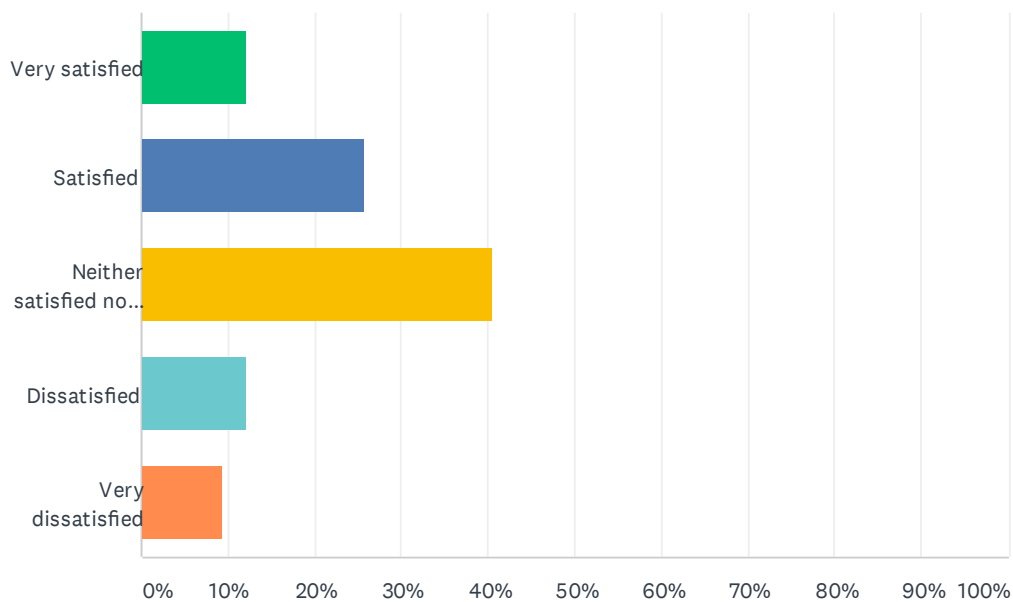
Answered: 74 Skipped: 0



ANSWER CHOICES	RESPONSES	
Very satisfied	54.05%	40
Satisfied	36.49%	27
Neither satisfied nor dissatisfied	6.76%	5
Dissatisfied	1.35%	1
Very dissatisfied	1.35%	1
TOTAL		74

Q10 How satisfied are you with the research opportunities at your disposal in the faculty?

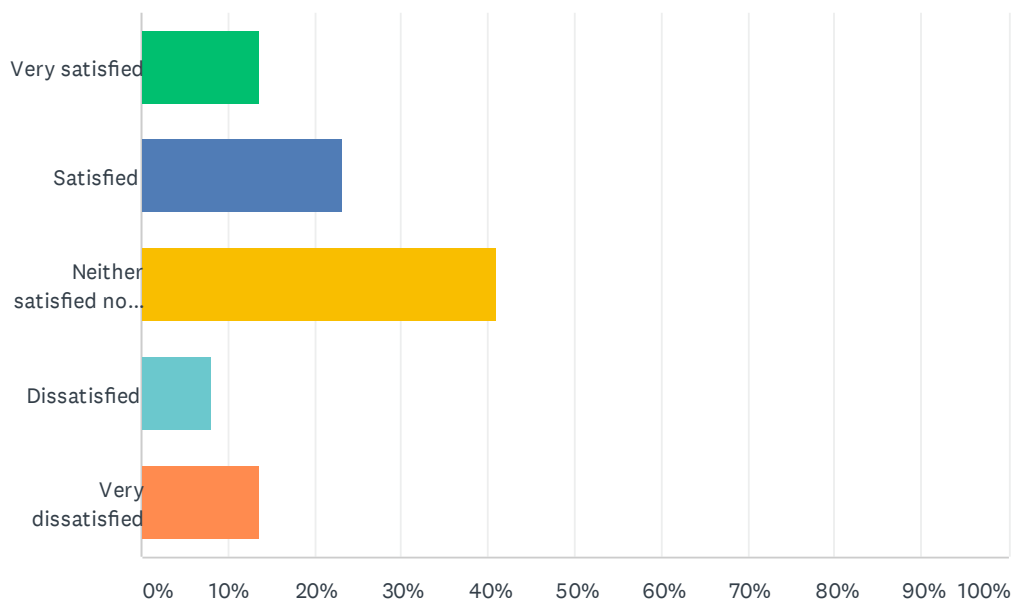
Answered: 74 Skipped: 0



ANSWER CHOICES	RESPONSES	
Very satisfied	12.16%	9
Satisfied	25.68%	19
Neither satisfied nor dissatisfied	40.54%	30
Dissatisfied	12.16%	9
Very dissatisfied	9.46%	7
TOTAL		74

Q11 How satisfied are you with the support you get from your Department to perform research?

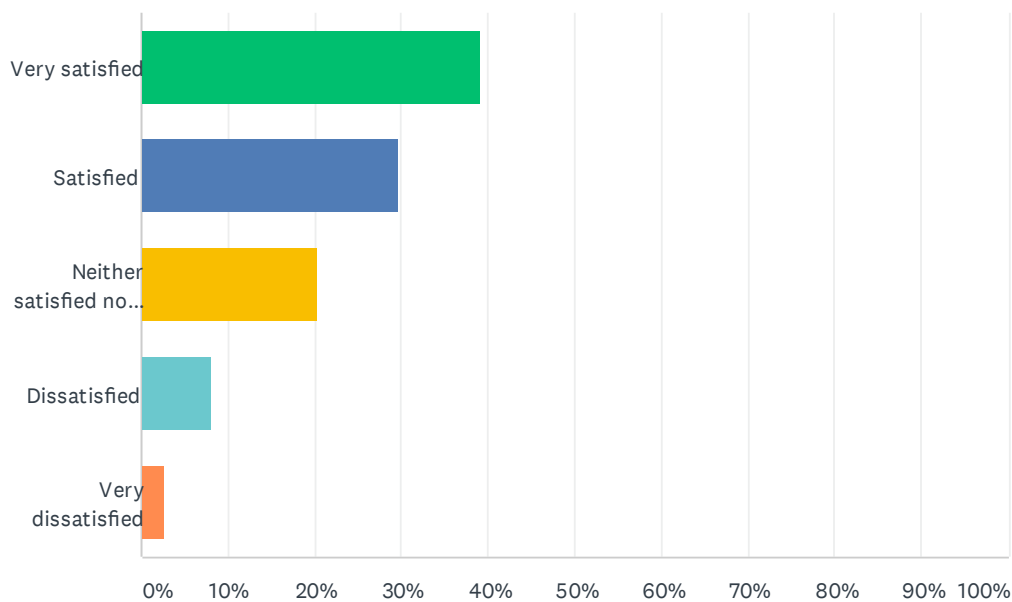
Answered: 73 Skipped: 1



ANSWER CHOICES	RESPONSES	
Very satisfied	13.70%	10
Satisfied	23.29%	17
Neither satisfied nor dissatisfied	41.10%	30
Dissatisfied	8.22%	6
Very dissatisfied	13.70%	10
TOTAL		73

Q12 How satisfied are you with how interpersonal relationships (amongst staff) are fostered in your Department?

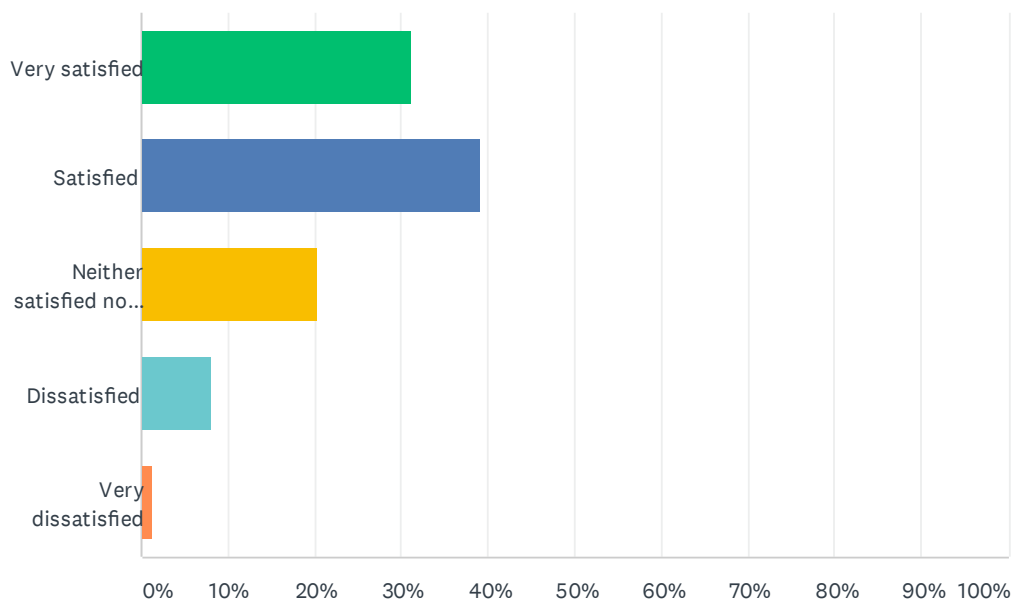
Answered: 74 Skipped: 0



ANSWER CHOICES	RESPONSES	
Very satisfied	39.19%	29
Satisfied	29.73%	22
Neither satisfied nor dissatisfied	20.27%	15
Dissatisfied	8.11%	6
Very dissatisfied	2.70%	2
TOTAL		74

Q13 How satisfied are you with the responsiveness in your Department, to your personal and academic needs?

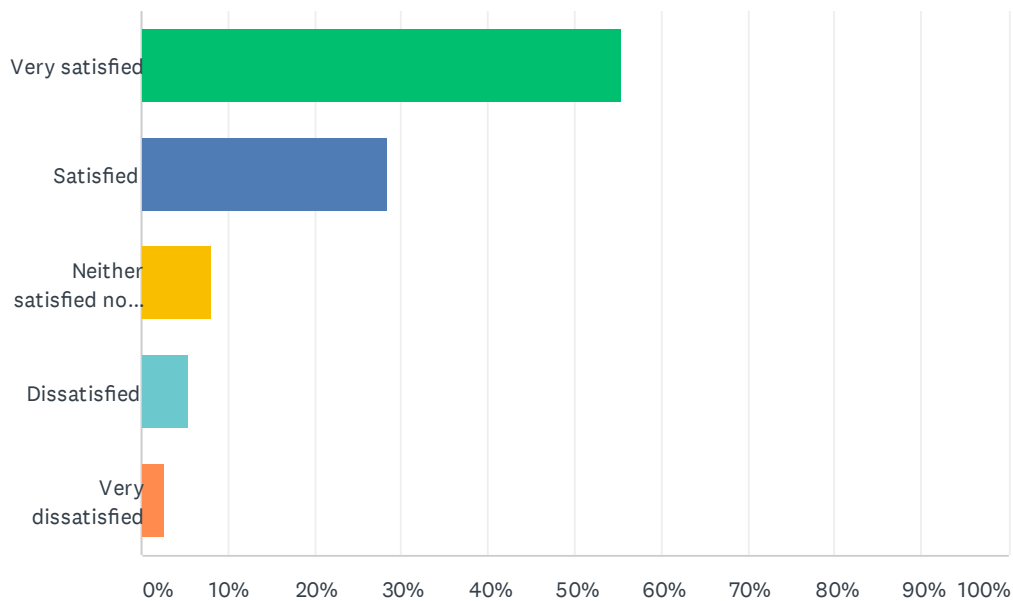
Answered: 74 Skipped: 0



ANSWER CHOICES	RESPONSES	
Very satisfied	31.08%	23
Satisfied	39.19%	29
Neither satisfied nor dissatisfied	20.27%	15
Dissatisfied	8.11%	6
Very dissatisfied	1.35%	1
TOTAL		74

Q14 How satisfied are you with the leadership in your Department?

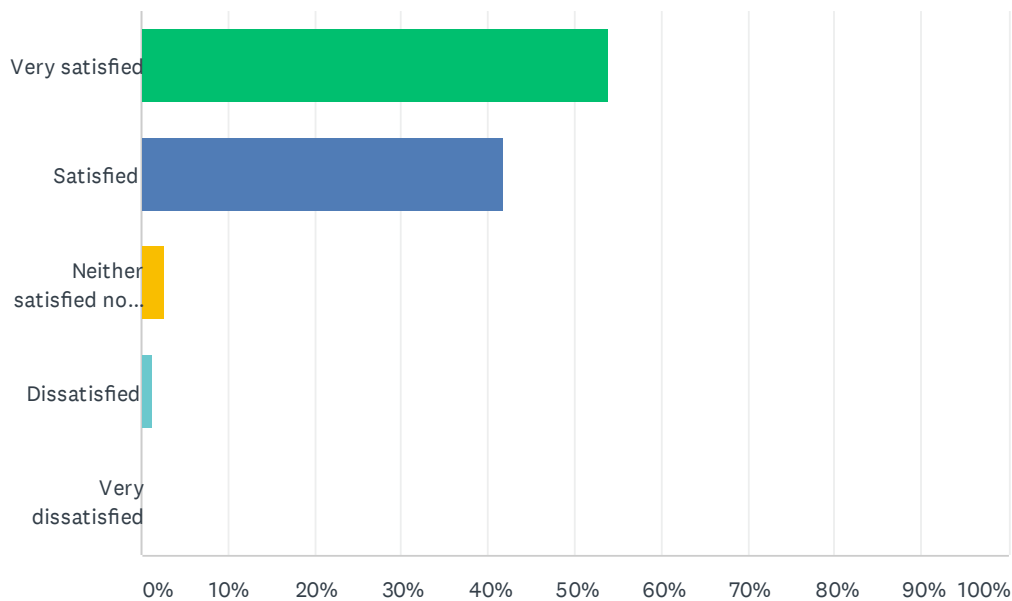
Answered: 74 Skipped: 0



ANSWER CHOICES	RESPONSES	
Very satisfied	55.41%	41
Satisfied	28.38%	21
Neither satisfied nor dissatisfied	8.11%	6
Dissatisfied	5.41%	4
Very dissatisfied	2.70%	2
TOTAL		74

Q15 How satisfied are you with the leadership in your Faculty?

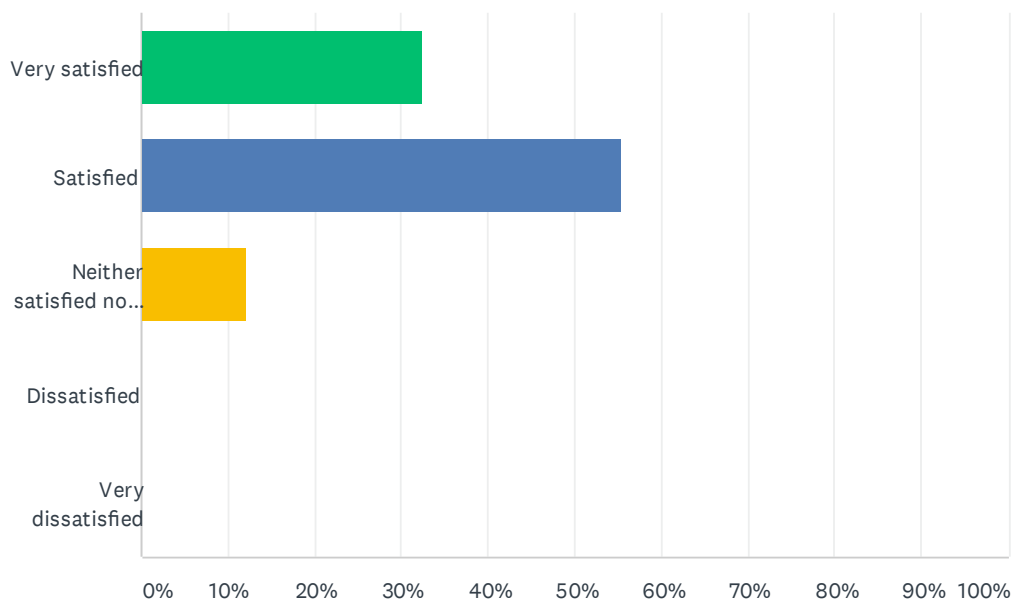
Answered: 74 Skipped: 0



ANSWER CHOICES	RESPONSES	
Very satisfied	54.05%	40
Satisfied	41.89%	31
Neither satisfied nor dissatisfied	2.70%	2
Dissatisfied	1.35%	1
Very dissatisfied	0.00%	0
TOTAL		74

Q16 How satisfied are you with the level of communication there is in the Faculty ?

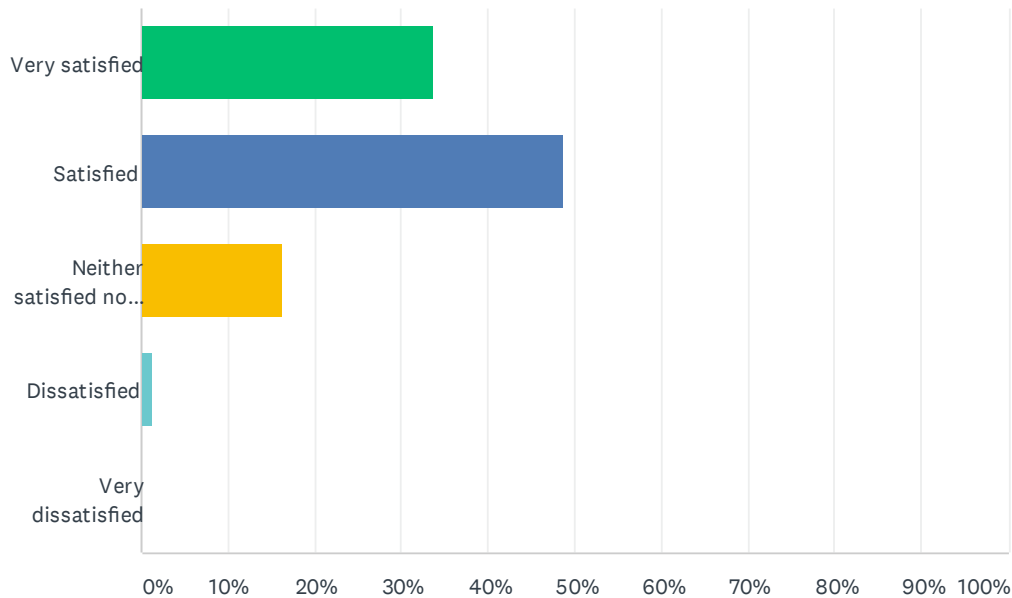
Answered: 74 Skipped: 0



ANSWER CHOICES	RESPONSES	
Very satisfied	32.43%	24
Satisfied	55.41%	41
Neither satisfied nor dissatisfied	12.16%	9
Dissatisfied	0.00%	0
Very dissatisfied	0.00%	0
TOTAL		74

Q17 How satisfied are you with the level of social engagement (link with social partners and stakeholders, activism, involvement in the media etc) the Faculty is involved in?

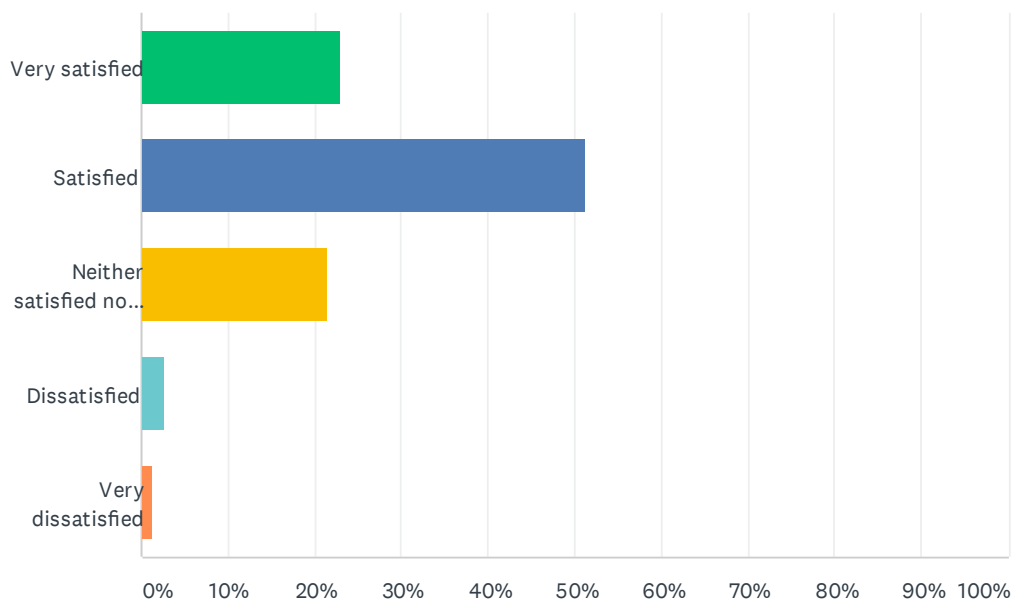
Answered: 74 Skipped: 0



ANSWER CHOICES	RESPONSES	
Very satisfied	33.78%	25
Satisfied	48.65%	36
Neither satisfied nor dissatisfied	16.22%	12
Dissatisfied	1.35%	1
Very dissatisfied	0.00%	0
TOTAL		74

Q18 How satisfied are you with the responsiveness to your needs in your Faculty?

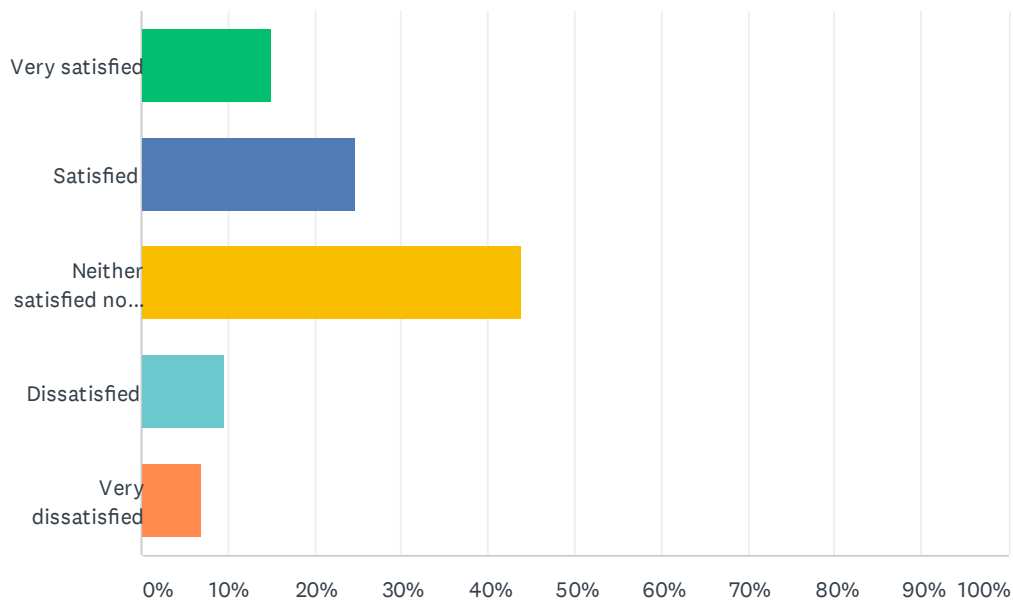
Answered: 74 Skipped: 0



ANSWER CHOICES	RESPONSES	
Very satisfied	22.97%	17
Satisfied	51.35%	38
Neither satisfied nor dissatisfied	21.62%	16
Dissatisfied	2.70%	2
Very dissatisfied	1.35%	1
TOTAL		74

Q19 How satisfied are you with your office-space arrangements?

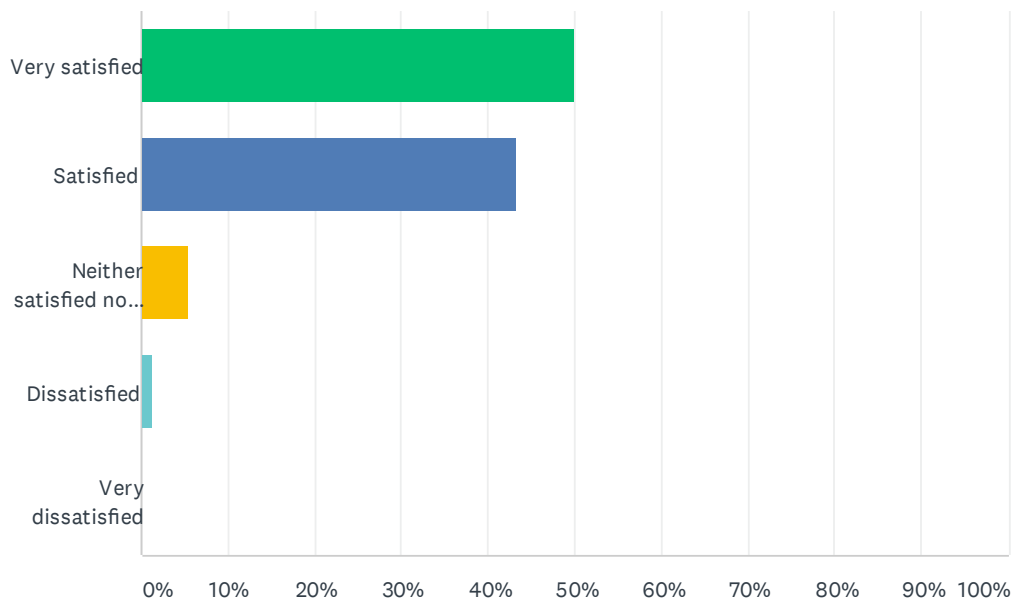
Answered: 73 Skipped: 1



ANSWER CHOICES	RESPONSES	
Very satisfied	15.07%	11
Satisfied	24.66%	18
Neither satisfied nor dissatisfied	43.84%	32
Dissatisfied	9.59%	7
Very dissatisfied	6.85%	5
TOTAL		73

Q20 How satisfied are you with your relationship with students?

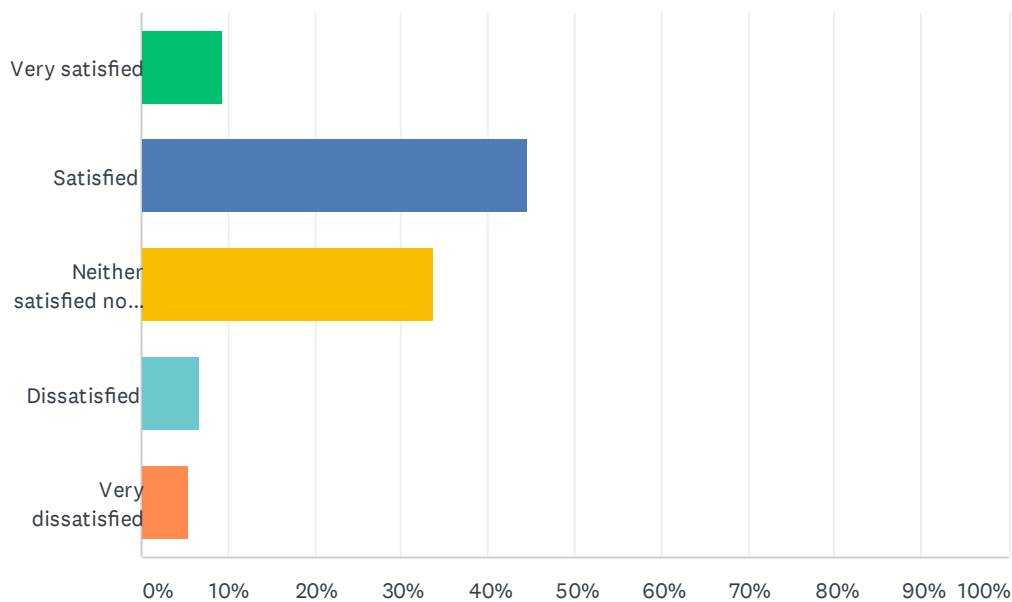
Answered: 74 Skipped: 0



ANSWER CHOICES	RESPONSES	
Very satisfied	50.00%	37
Satisfied	43.24%	32
Neither satisfied nor dissatisfied	5.41%	4
Dissatisfied	1.35%	1
Very dissatisfied	0.00%	0
TOTAL		74

Q21 How satisfied are you with office resources (photocopiers, printing, stationery etc)?

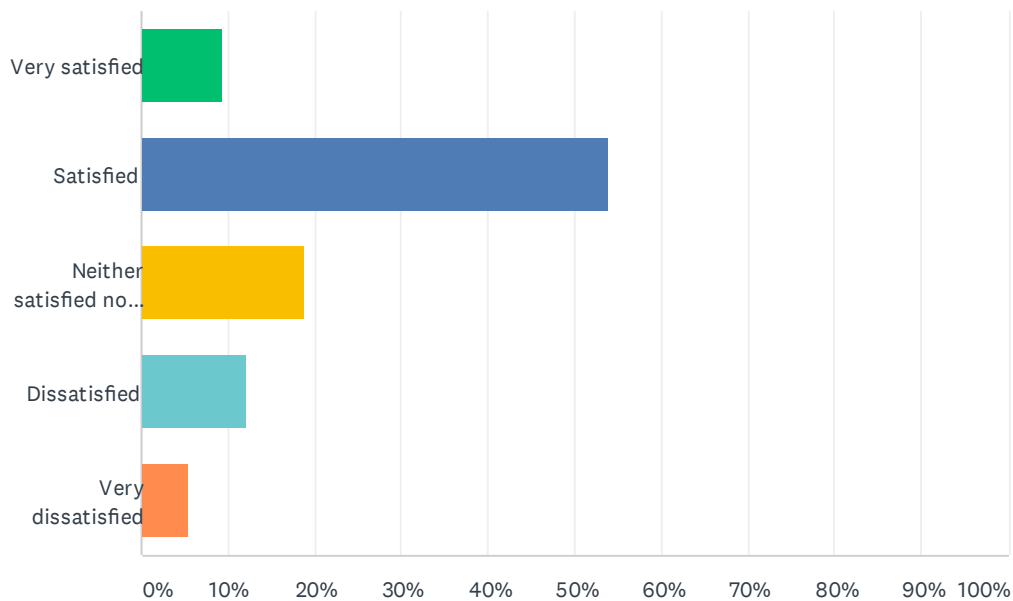
Answered: 74 Skipped: 0



ANSWER CHOICES	RESPONSES	
Very satisfied	9.46%	7
Satisfied	44.59%	33
Neither satisfied nor dissatisfied	33.78%	25
Dissatisfied	6.76%	5
Very dissatisfied	5.41%	4
TOTAL		74

Q22 How satisfied are you with your teaching load?

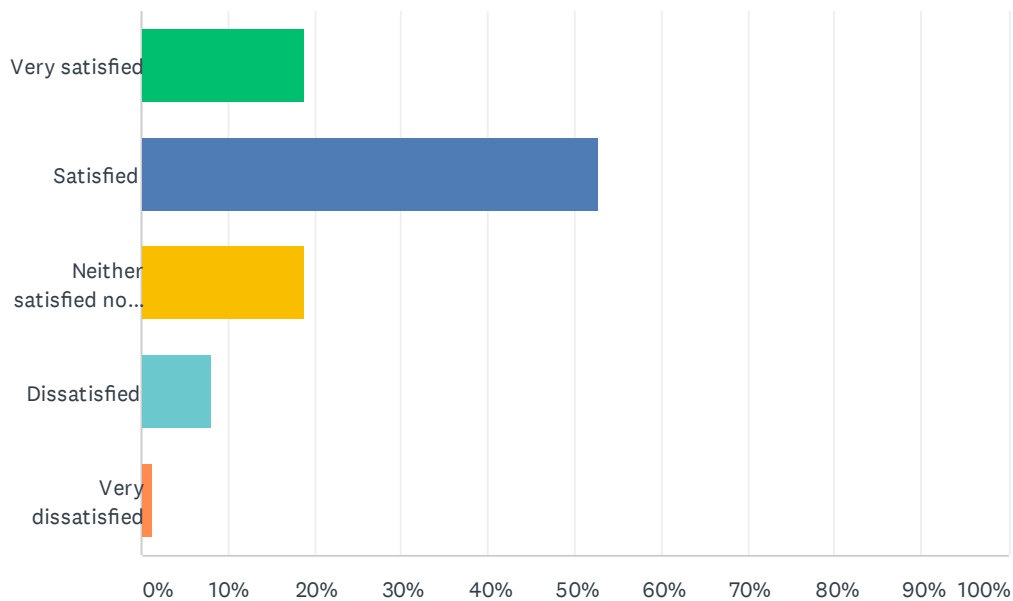
Answered: 74 Skipped: 0



ANSWER CHOICES	RESPONSES	
Very satisfied	9.46%	7
Satisfied	54.05%	40
Neither satisfied nor dissatisfied	18.92%	14
Dissatisfied	12.16%	9
Very dissatisfied	5.41%	4
TOTAL		74

Q23 How satisfied are you with the scheduling of lectures?

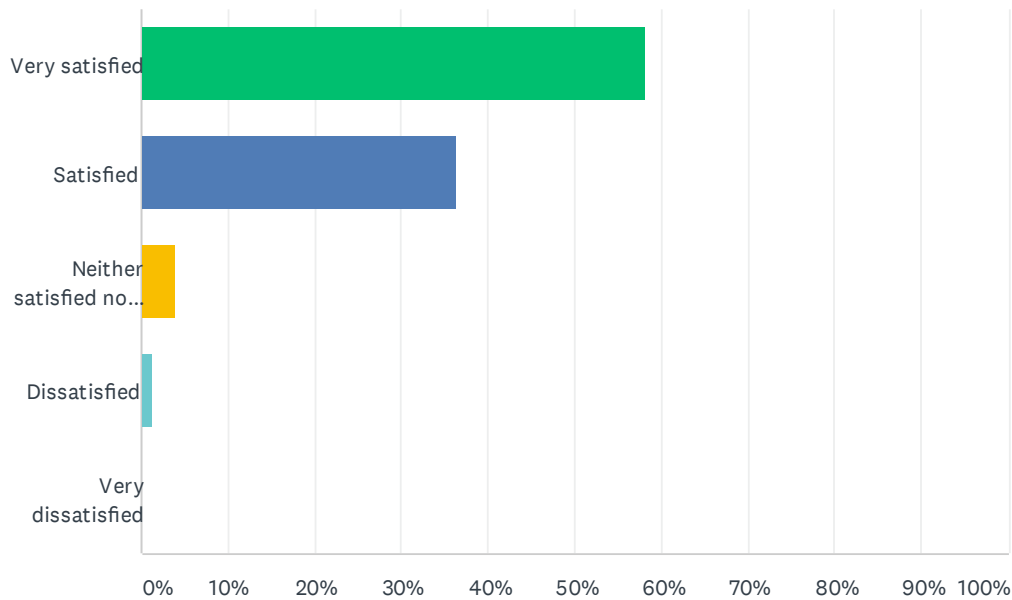
Answered: 74 Skipped: 0



ANSWER CHOICES	RESPONSES	
Very satisfied	18.92%	14
Satisfied	52.70%	39
Neither satisfied nor dissatisfied	18.92%	14
Dissatisfied	8.11%	6
Very dissatisfied	1.35%	1
TOTAL		74

Q24 How satisfied are you with the Dean's overall performance (leadership,. support, implementation of manifesto, support to staff, support to departments, bringing in visibility outside Faculty, encouraging scholarships, etc)?

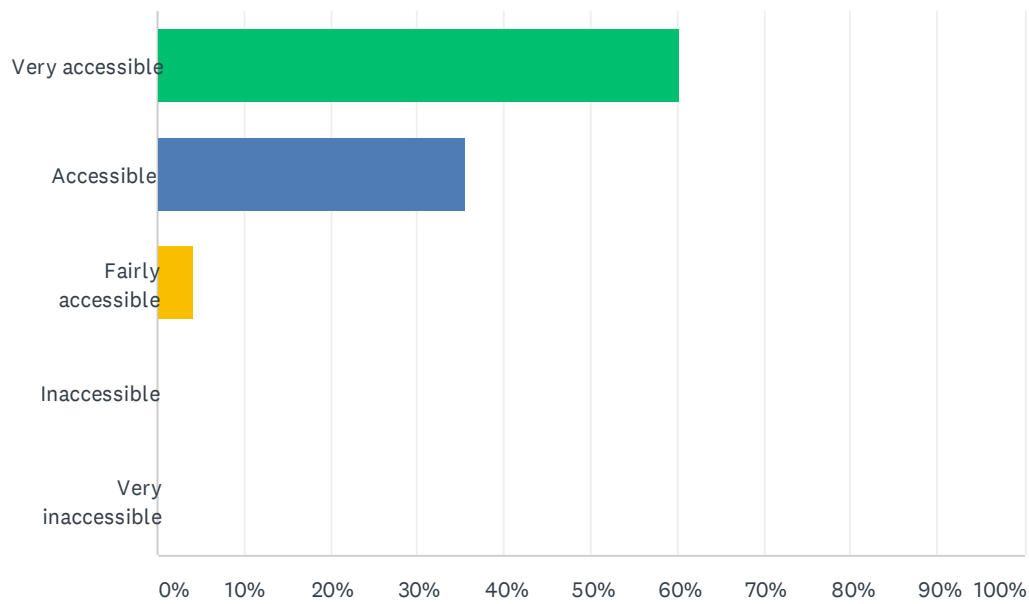
Answered: 74 Skipped: 0



ANSWER CHOICES	RESPONSES	
Very satisfied	58.11%	43
Satisfied	36.49%	27
Neither satisfied nor dissatisfied	4.05%	3
Dissatisfied	1.35%	1
Very dissatisfied	0.00%	0
TOTAL		74

Q25 How accessible and available is the Dean?

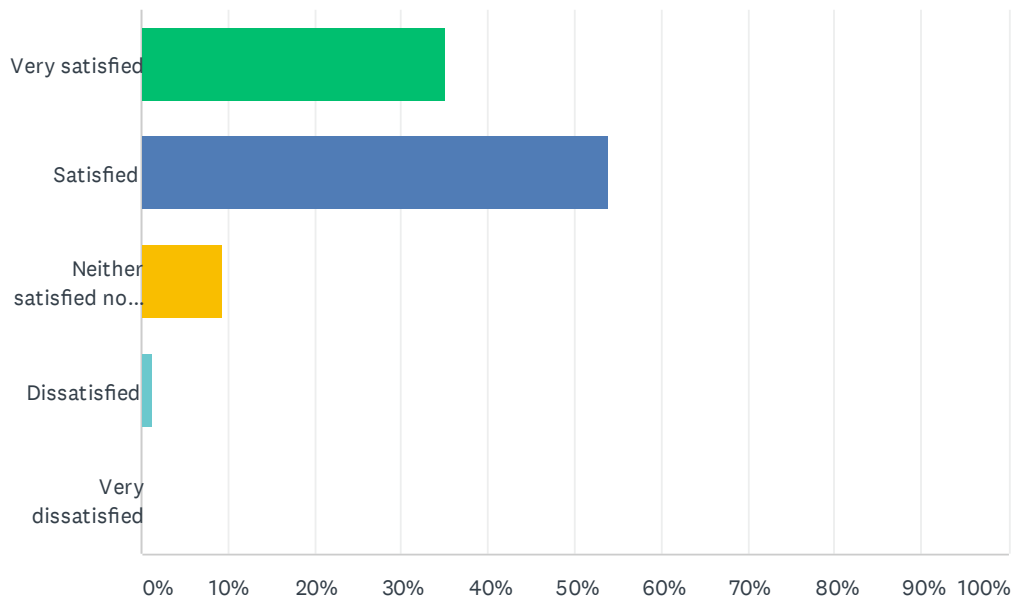
Answered: 73 Skipped: 1



ANSWER CHOICES	RESPONSES	
Very accessible	60.27%	44
Accessible	35.62%	26
Fairly accessible	4.11%	3
Inaccessible	0.00%	0
Very inaccessible	0.00%	0
TOTAL		73

Q26 Overall how satisfied are you with the Faculty Office (advice, support, timeliness, etc)?

Answered: 74 Skipped: 0



ANSWER CHOICES	RESPONSES	
Very satisfied	35.14%	26
Satisfied	54.05%	40
Neither satisfied nor dissatisfied	9.46%	7
Dissatisfied	1.35%	1
Very dissatisfied	0.00%	0
TOTAL		74

Q27 Any other comments

Answered: 24 Skipped: 50