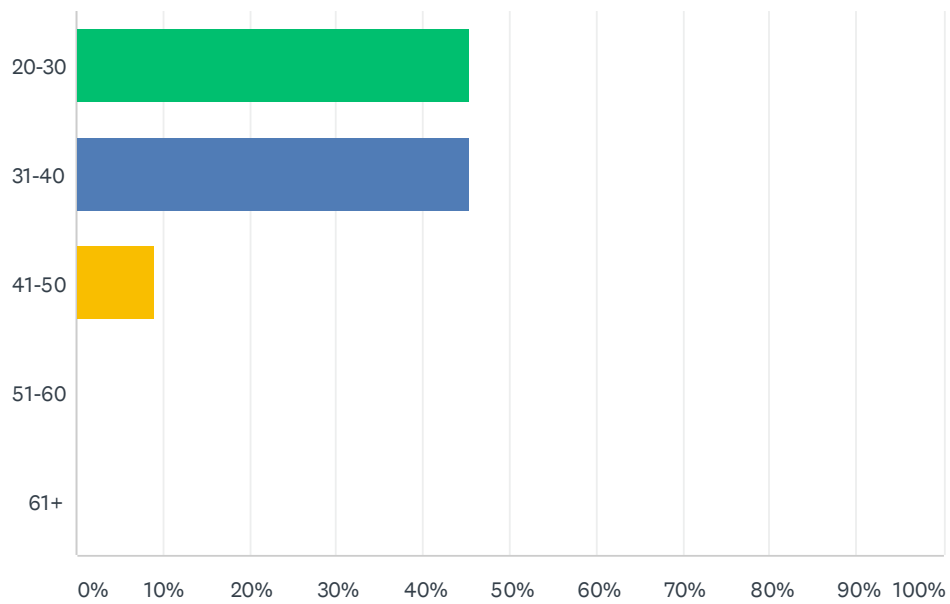


## Q1 Age - Please select your age.

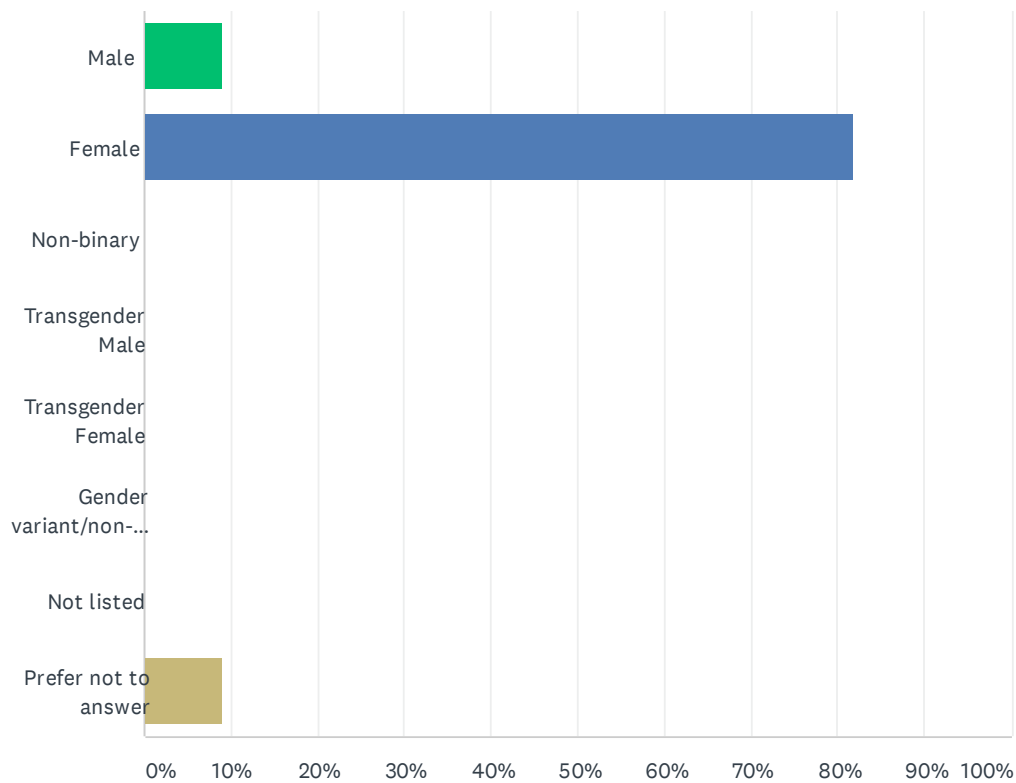
Answered: 22 Skipped: 0



ANSWER CHOICES	RESPONSES	
20-30	45.45%	10
31-40	45.45%	10
41-50	9.09%	2
51-60	0.00%	0
61+	0.00%	0
TOTAL		22

## Q2 Which gender do you most identify with?

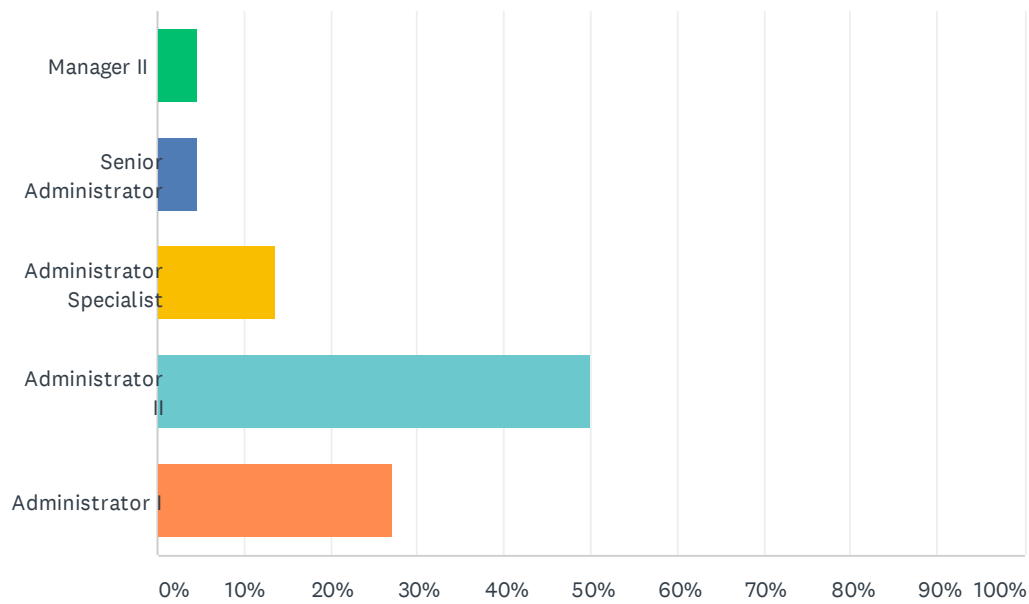
Answered: 22 Skipped: 0



ANSWER CHOICES	RESPONSES	
Male	9.09%	2
Female	81.82%	18
Non-binary	0.00%	0
Transgender Male	0.00%	0
Transgender Female	0.00%	0
Gender variant/non-conforming	0.00%	0
Not listed	0.00%	0
Prefer not to answer	9.09%	2
TOTAL		22

### Q3 Please identify your status at the University of Malta?

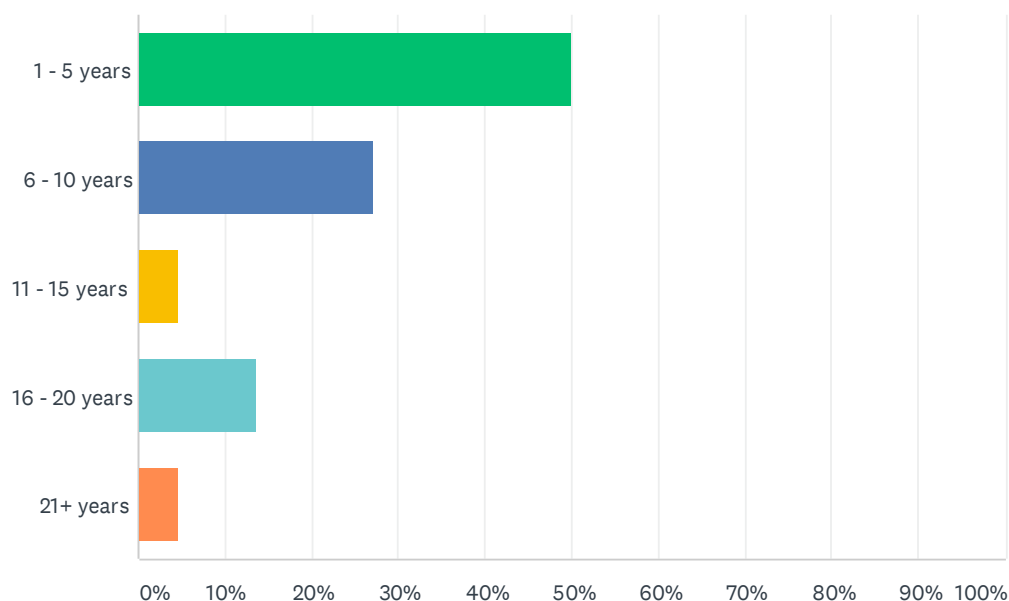
Answered: 22 Skipped: 0



ANSWER CHOICES	RESPONSES	
Manager II	4.55%	1
Senior Administrator	4.55%	1
Administrator Specialist	13.64%	3
Administrator II	50.00%	11
Administrator I	27.27%	6
TOTAL		22

## Q4 Kindly indicate how long you have been working at the University of Malta:

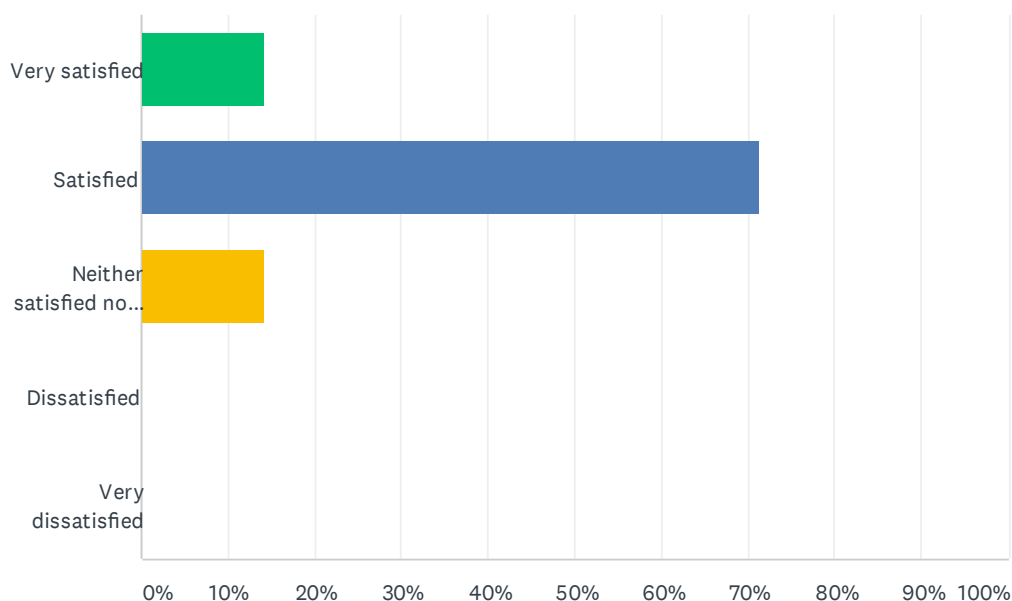
Answered: 22 Skipped: 0



ANSWER CHOICES	RESPONSES	
1 - 5 years	50.00%	11
6 - 10 years	27.27%	6
11 - 15 years	4.55%	1
16 - 20 years	13.64%	3
21+ years	4.55%	1
TOTAL		22

## Q5 How satisfied are you with the amount of work you are required to do within your department?

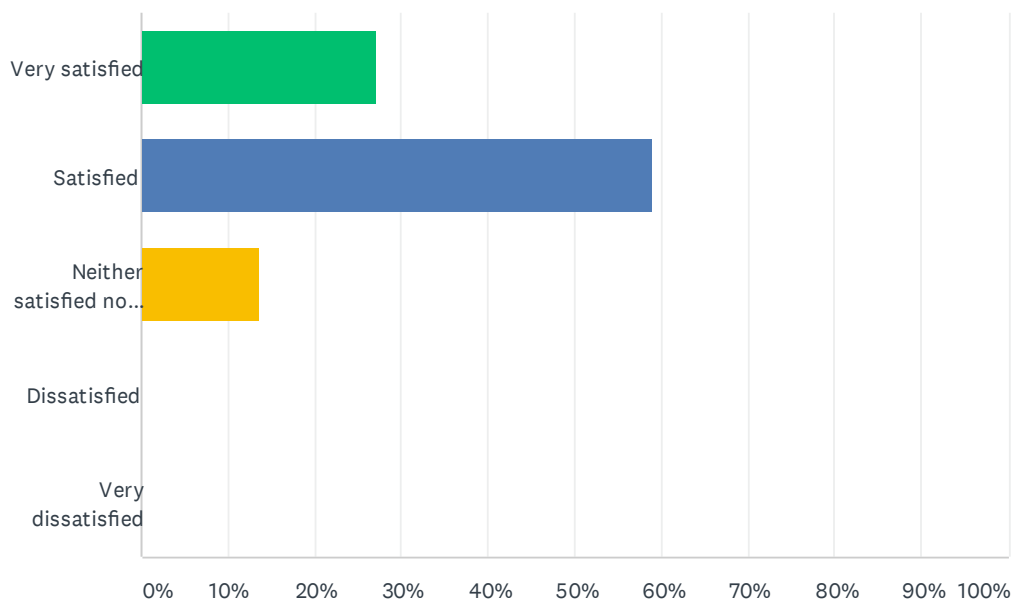
Answered: 21 Skipped: 1



ANSWER CHOICES	RESPONSES	
Very satisfied	14.29%	3
Satisfied	71.43%	15
Neither satisfied nor dissatisfied	14.29%	3
Dissatisfied	0.00%	0
Very dissatisfied	0.00%	0
TOTAL		21

## Q6 How satisfied are you with the amount of student support you are required to give in your Department?

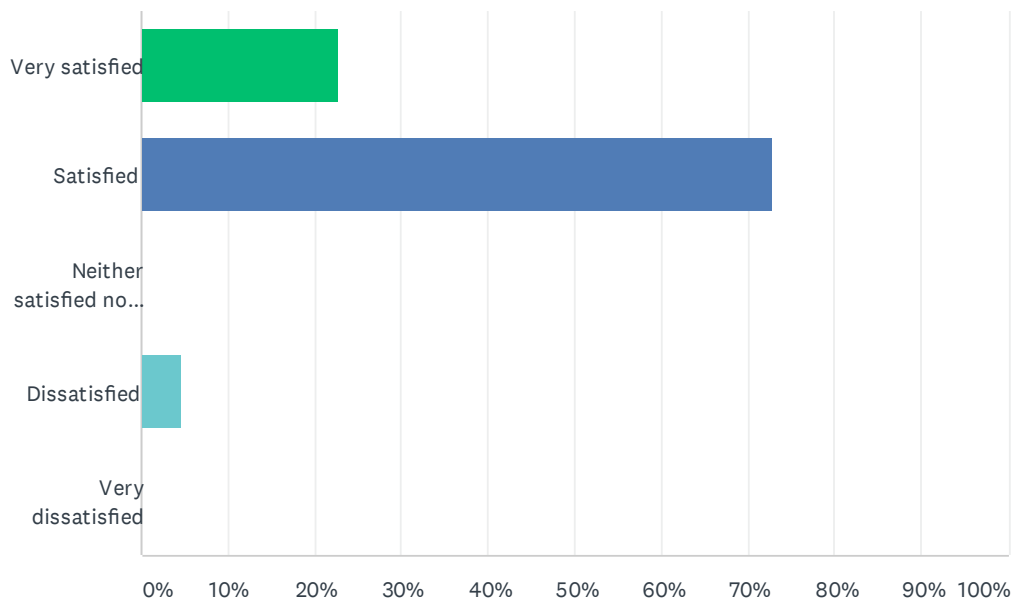
Answered: 22 Skipped: 0



ANSWER CHOICES	RESPONSES	
Very satisfied	27.27%	6
Satisfied	59.09%	13
Neither satisfied nor dissatisfied	13.64%	3
Dissatisfied	0.00%	0
Very dissatisfied	0.00%	0
TOTAL		22

## Q7 How satisfied are you with the training opportunities?

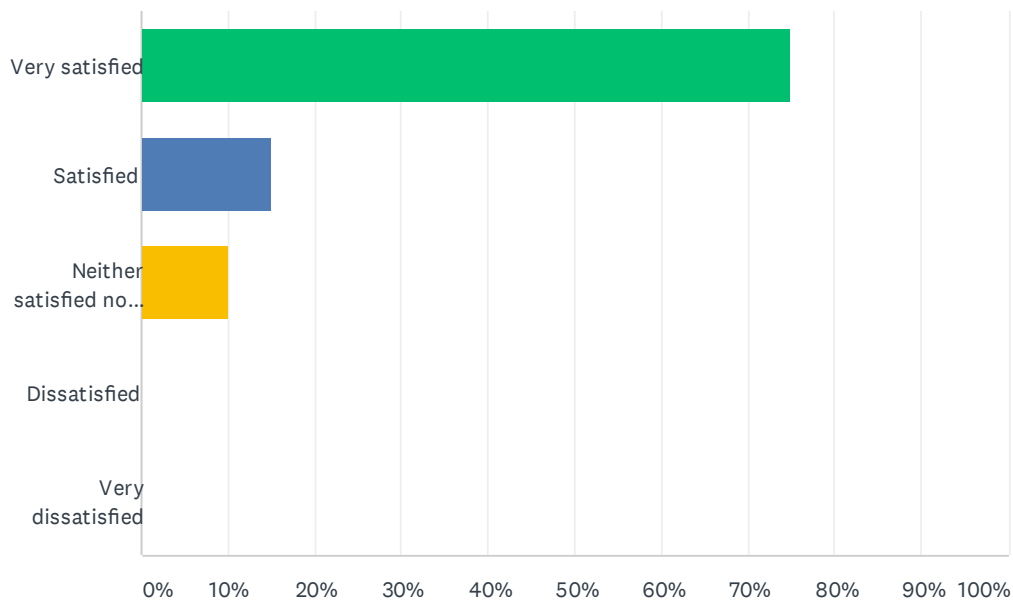
Answered: 22 Skipped: 0



ANSWER CHOICES	RESPONSES	
Very satisfied	22.73%	5
Satisfied	72.73%	16
Neither satisfied nor dissatisfied	0.00%	0
Dissatisfied	4.55%	1
Very dissatisfied	0.00%	0
TOTAL		22

## Q8 How satisfied are you with the support you get from your HoD?

Answered: 20 Skipped: 2

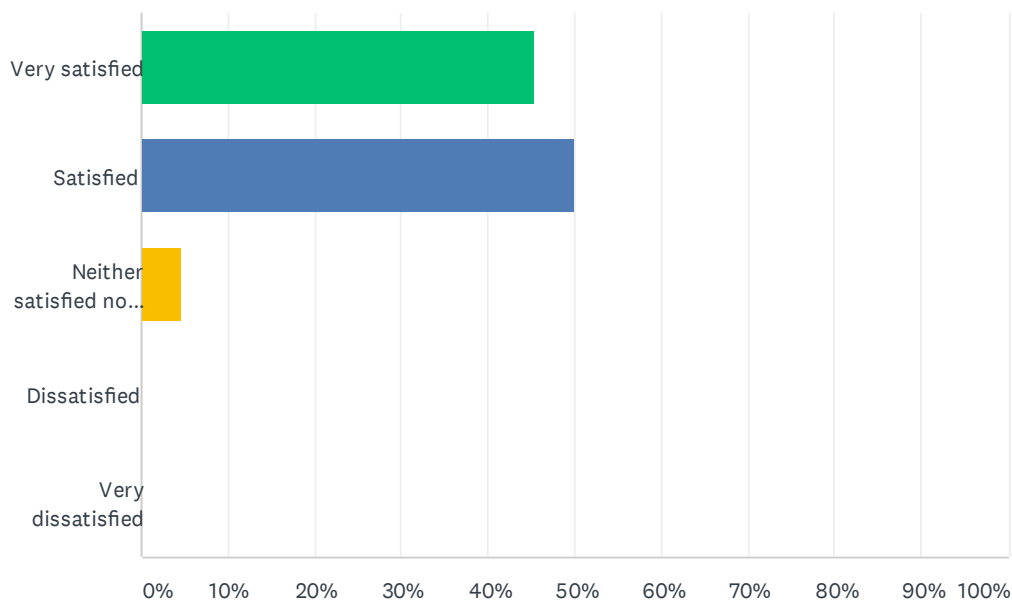


ANSWER CHOICES	RESPONSES	
Very satisfied	75.00%	15
Satisfied	15.00%	3
Neither satisfied nor dissatisfied	10.00%	2
Dissatisfied	0.00%	0
Very dissatisfied	0.00%	0
TOTAL		20



## Q9 How satisfied are you with how relationships are fostered in your Department?

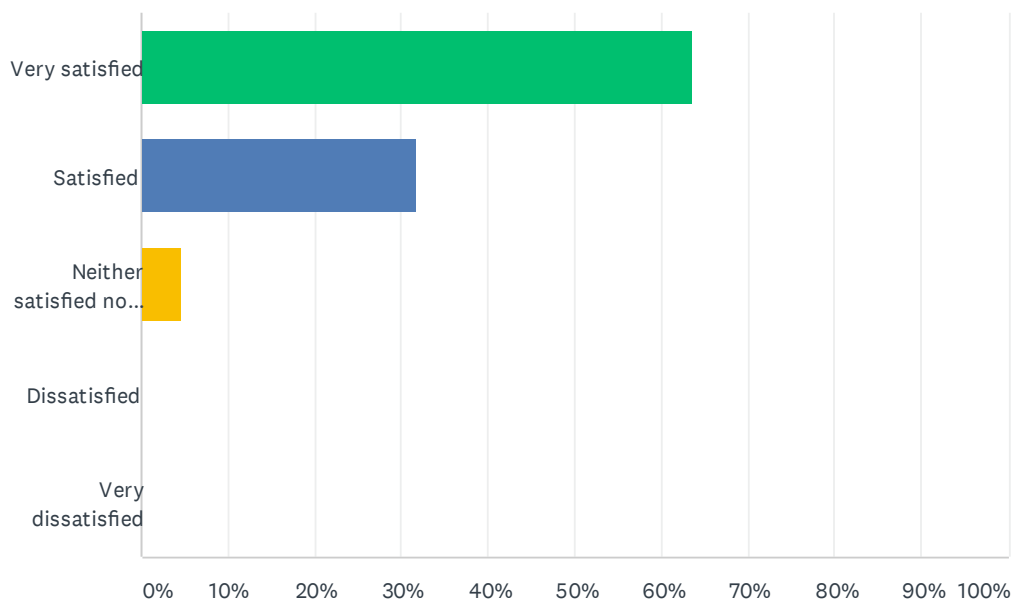
Answered: 22 Skipped: 0



ANSWER CHOICES	RESPONSES	
Very satisfied	45.45%	10
Satisfied	50.00%	11
Neither satisfied nor dissatisfied	4.55%	1
Dissatisfied	0.00%	0
Very dissatisfied	0.00%	0
TOTAL		22

## Q10 How satisfied are you with the support you get from the Department for your personal needs?

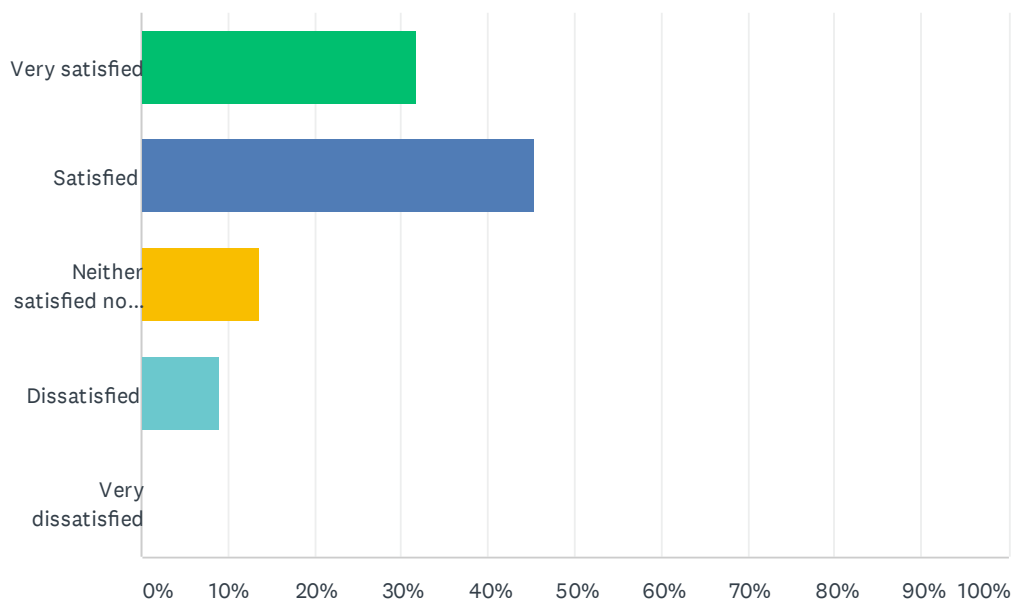
Answered: 22 Skipped: 0



ANSWER CHOICES	RESPONSES	
Very satisfied	63.64%	14
Satisfied	31.82%	7
Neither satisfied nor dissatisfied	4.55%	1
Dissatisfied	0.00%	0
Very dissatisfied	0.00%	0
TOTAL		22

## Q11 How satisfied are you with the team-building activities in the Faculty?

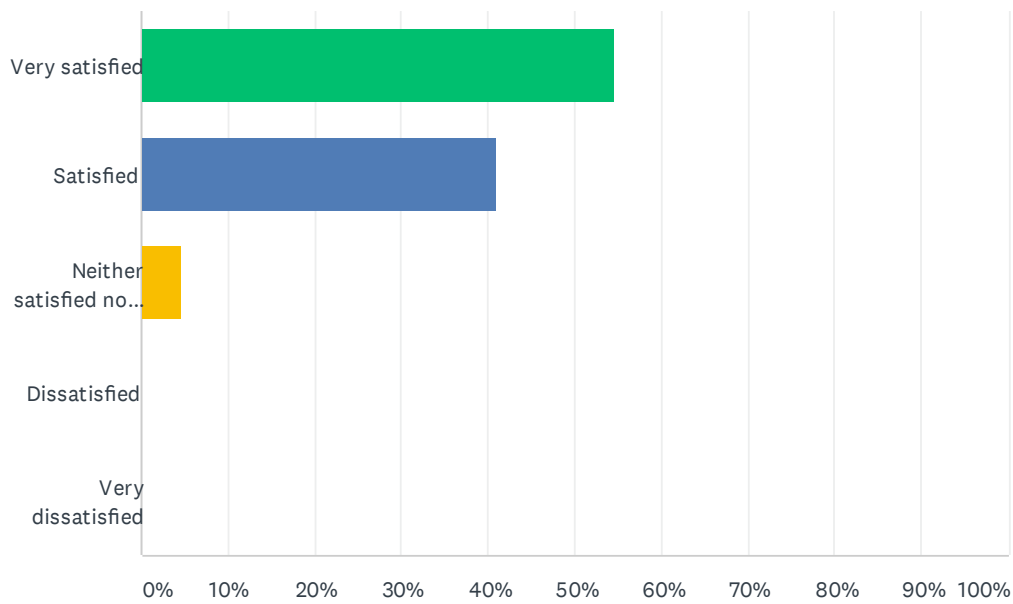
Answered: 22 Skipped: 0



ANSWER CHOICES	RESPONSES	
Very satisfied	31.82%	7
Satisfied	45.45%	10
Neither satisfied nor dissatisfied	13.64%	3
Dissatisfied	9.09%	2
Very dissatisfied	0.00%	0
<b>TOTAL</b>		<b>22</b>

## Q12 How satisfied are you with the Faculty Officer's accessibility?

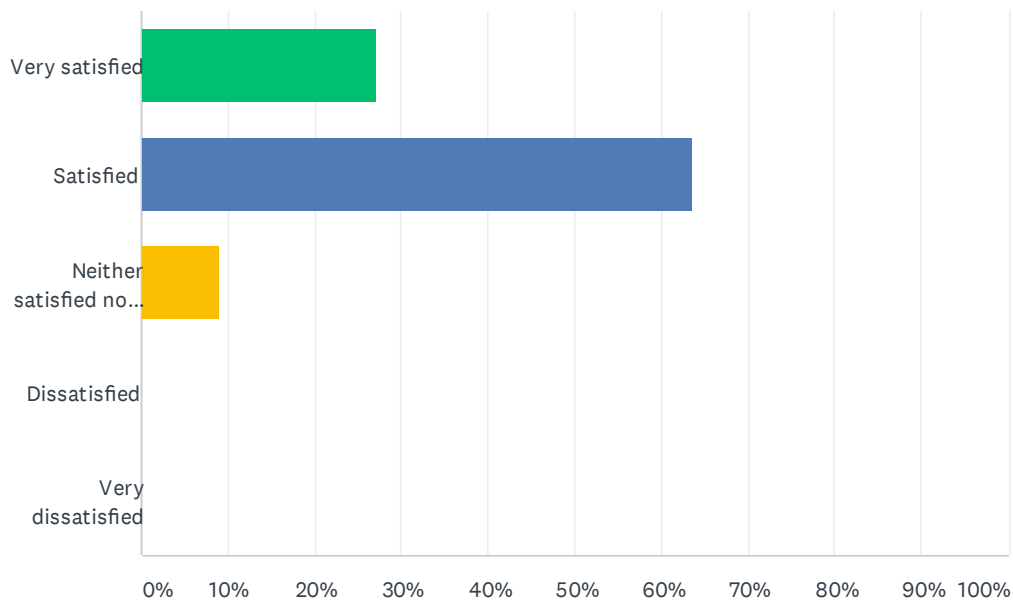
Answered: 22 Skipped: 0



ANSWER CHOICES	RESPONSES	
Very satisfied	54.55%	12
Satisfied	40.91%	9
Neither satisfied nor dissatisfied	4.55%	1
Dissatisfied	0.00%	0
Very dissatisfied	0.00%	0
TOTAL		22

## Q13 How satisfied are you with the way academics relate to you?

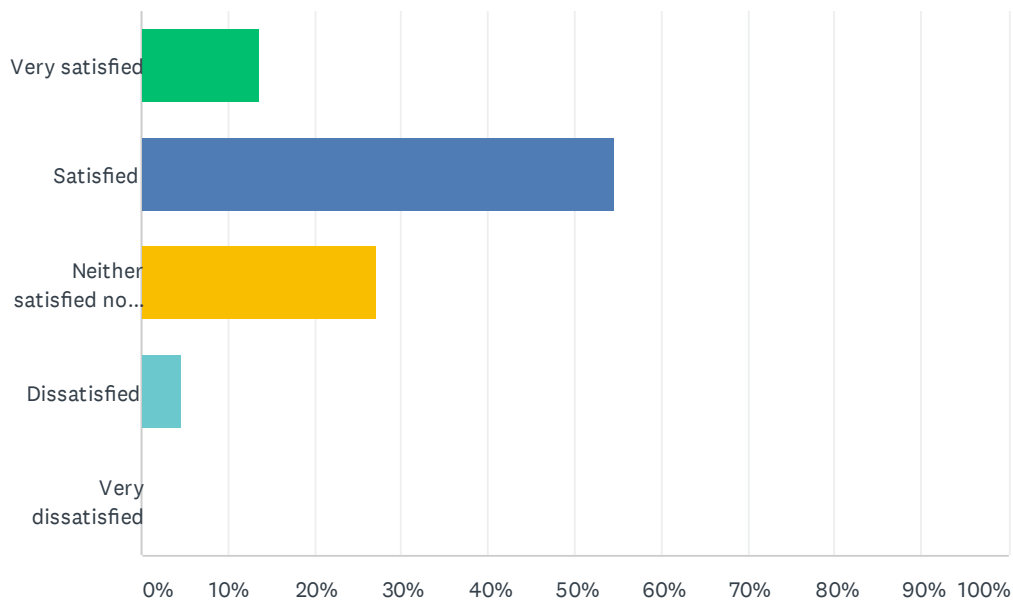
Answered: 22 Skipped: 0



ANSWER CHOICES	RESPONSES	
Very satisfied	27.27%	6
Satisfied	63.64%	14
Neither satisfied nor dissatisfied	9.09%	2
Dissatisfied	0.00%	0
Very dissatisfied	0.00%	0
TOTAL		22

## Q14 How open is the Faculty to your ideas?

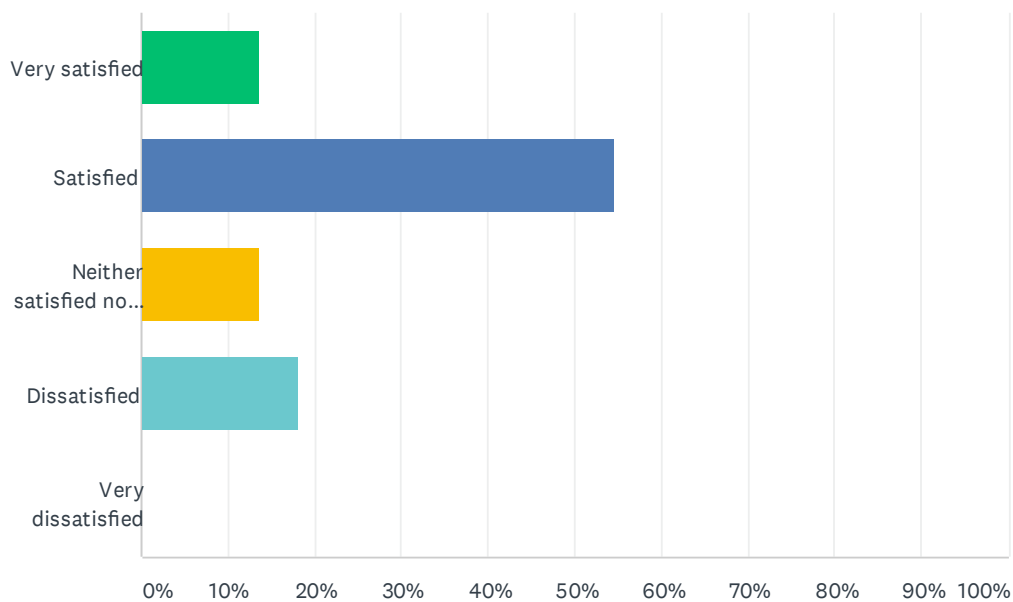
Answered: 22 Skipped: 0



ANSWER CHOICES	RESPONSES	
Very satisfied	13.64%	3
Satisfied	54.55%	12
Neither satisfied nor dissatisfied	27.27%	6
Dissatisfied	4.55%	1
Very dissatisfied	0.00%	0
TOTAL		22

## Q15 How satisfied are you with the level of communication there is in the Faculty?

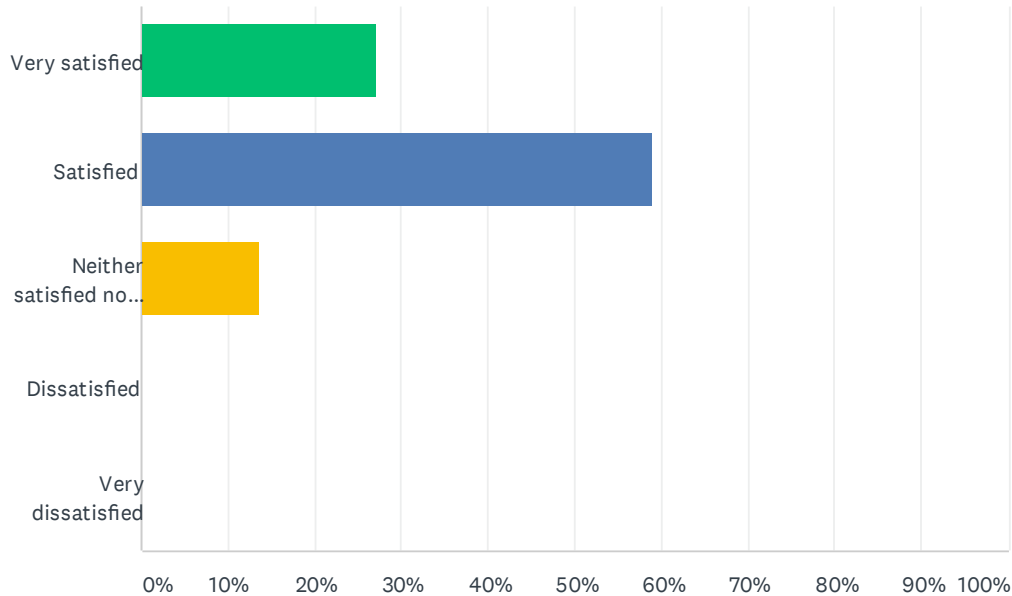
Answered: 22 Skipped: 0



ANSWER CHOICES	RESPONSES	
Very satisfied	13.64%	3
Satisfied	54.55%	12
Neither satisfied nor dissatisfied	13.64%	3
Dissatisfied	18.18%	4
Very dissatisfied	0.00%	0
TOTAL		22

## Q16 How satisfied are you with the level of Social Engagement (link with social partners, activism, involvement in the media, etc) the Faculty is involved in?

Answered: 22 Skipped: 0

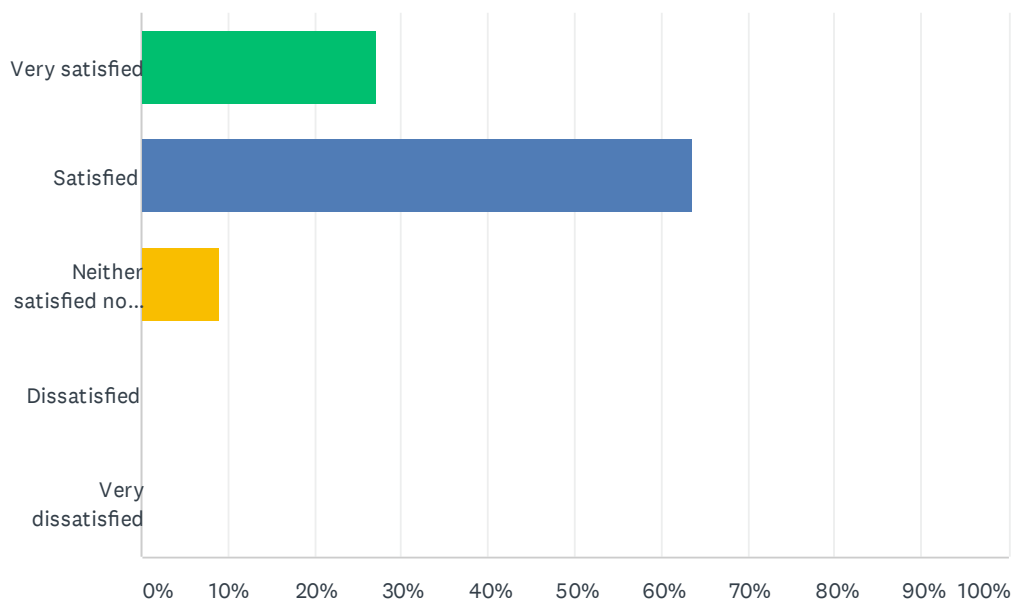


ANSWER CHOICES	RESPONSES	
Very satisfied	27.27%	6
Satisfied	59.09%	13
Neither satisfied nor dissatisfied	13.64%	3
Dissatisfied	0.00%	0
Very dissatisfied	0.00%	0
TOTAL		22



## Q17 How satisfied are you with the support you get from the Faculty for your personal needs?

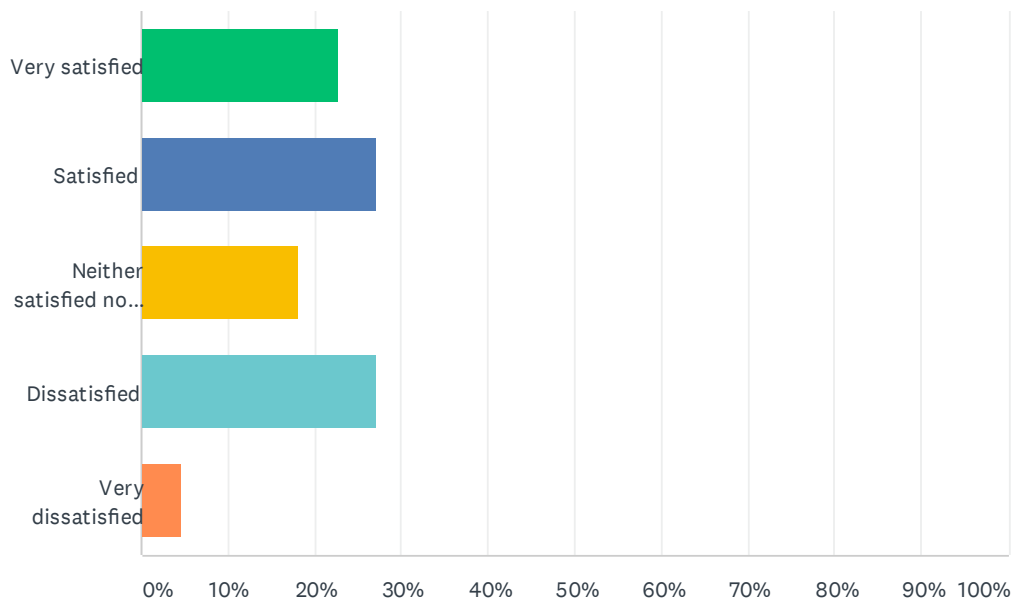
Answered: 22 Skipped: 0



ANSWER CHOICES	RESPONSES	
Very satisfied	27.27%	6
Satisfied	63.64%	14
Neither satisfied nor dissatisfied	9.09%	2
Dissatisfied	0.00%	0
Very dissatisfied	0.00%	0
TOTAL		22

## Q18 How satisfied are you with your office-space arrangements?

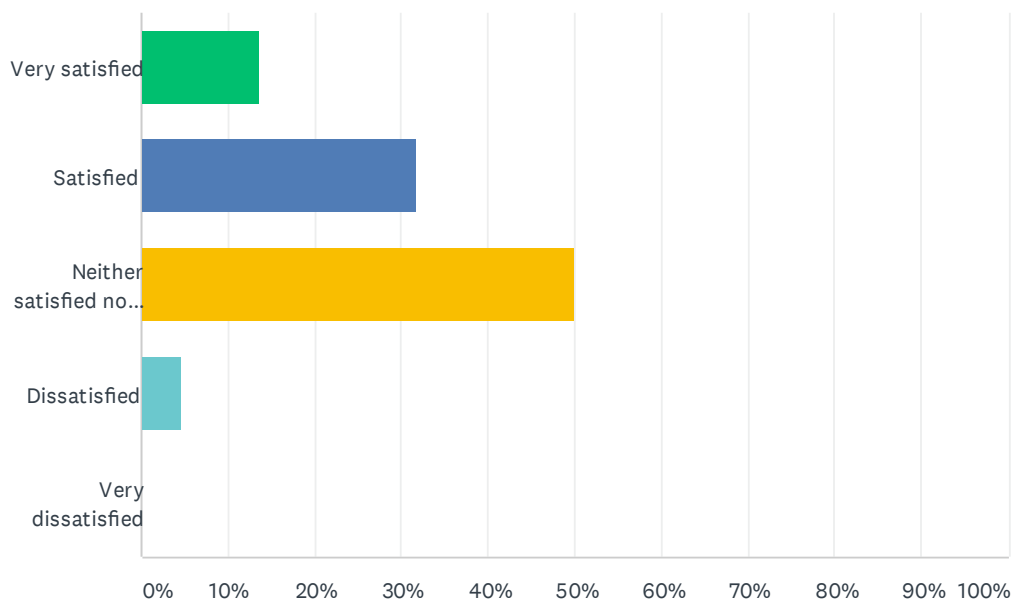
Answered: 22 Skipped: 0



ANSWER CHOICES	RESPONSES	
Very satisfied	22.73%	5
Satisfied	27.27%	6
Neither satisfied nor dissatisfied	18.18%	4
Dissatisfied	27.27%	6
Very dissatisfied	4.55%	1
TOTAL		22

## Q19 How satisfied are you with the students involvement in the Department and Faculty events?

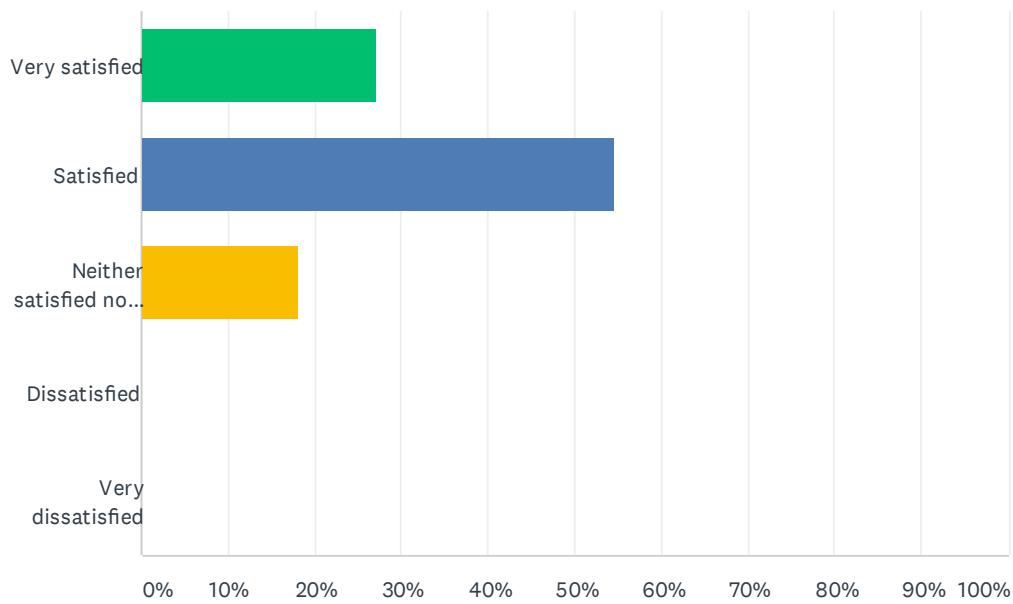
Answered: 22 Skipped: 0



ANSWER CHOICES	RESPONSES	
Very satisfied	13.64%	3
Satisfied	31.82%	7
Neither satisfied nor dissatisfied	50.00%	11
Dissatisfied	4.55%	1
Very dissatisfied	0.00%	0
TOTAL		22

## Q20 How satisfied are you with your relationship with students?

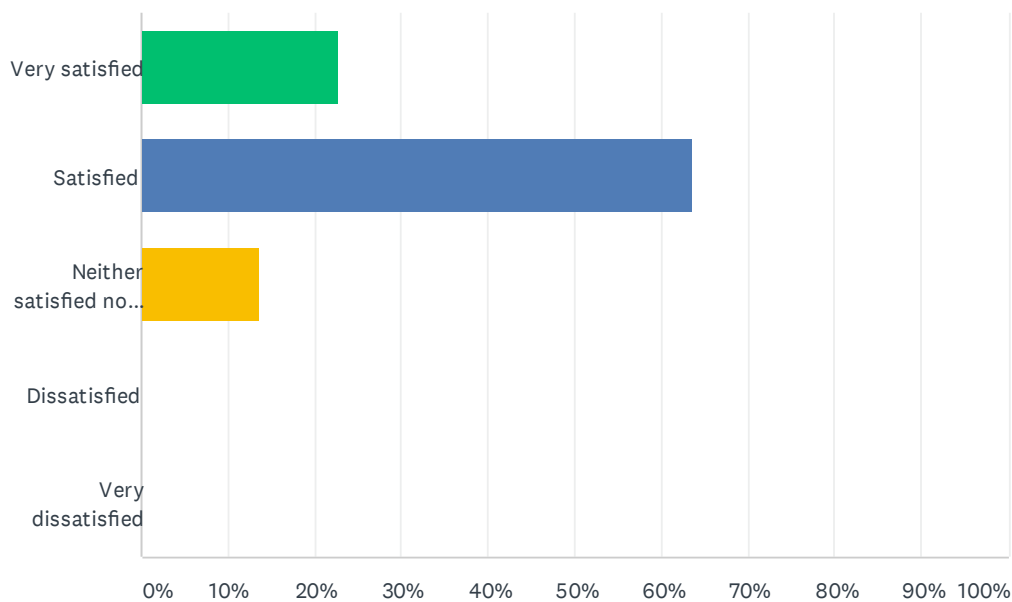
Answered: 22 Skipped: 0



ANSWER CHOICES	RESPONSES	
Very satisfied	27.27%	6
Satisfied	54.55%	12
Neither satisfied nor dissatisfied	18.18%	4
Dissatisfied	0.00%	0
Very dissatisfied	0.00%	0
TOTAL		22

## Q21 How satisfied are you with office resources (photocopiers, printing, stationery, etc)?

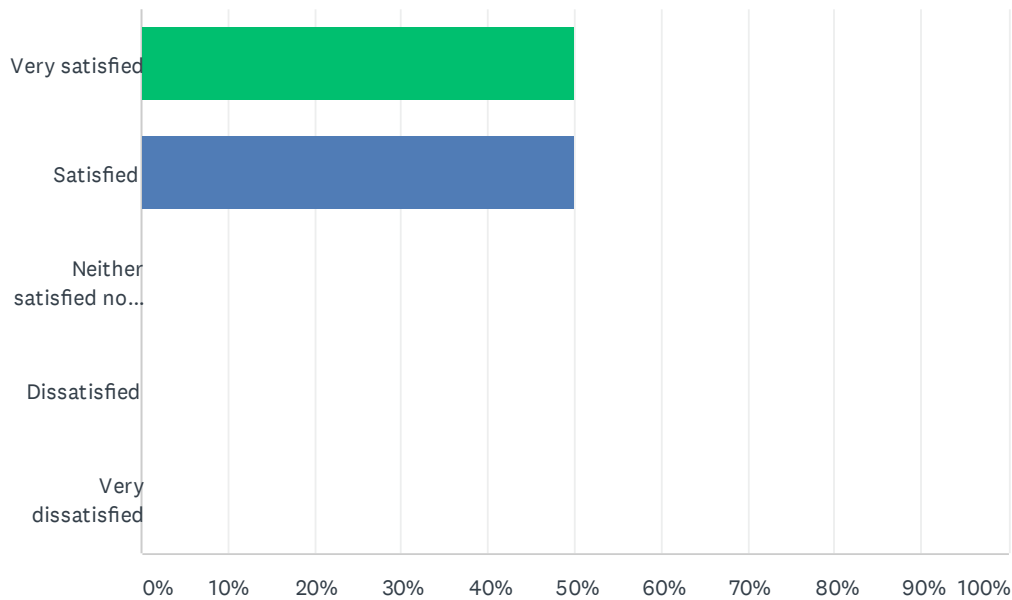
Answered: 22 Skipped: 0



ANSWER CHOICES	RESPONSES	
Very satisfied	22.73%	5
Satisfied	63.64%	14
Neither satisfied nor dissatisfied	13.64%	3
Dissatisfied	0.00%	0
Very dissatisfied	0.00%	0
TOTAL		22

**Q22 How satisfied are you with the Dean's overall performance (leadership, support, implementation of manifesto, support to staff, support to departments, bringing in funding, visibility outside Faculty, encouraging scholarship, etc)?**

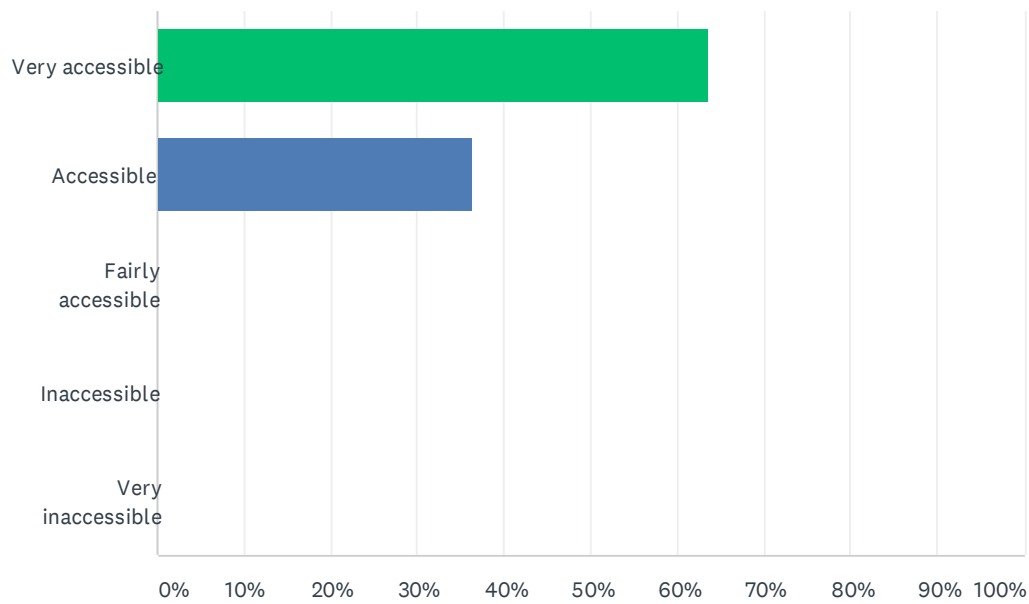
Answered: 22 Skipped: 0



ANSWER CHOICES	RESPONSES	
Very satisfied	50.00%	11
Satisfied	50.00%	11
Neither satisfied nor dissatisfied	0.00%	0
Dissatisfied	0.00%	0
Very dissatisfied	0.00%	0
<b>TOTAL</b>		<b>22</b>

## Q23 How accessible and available is the Dean?

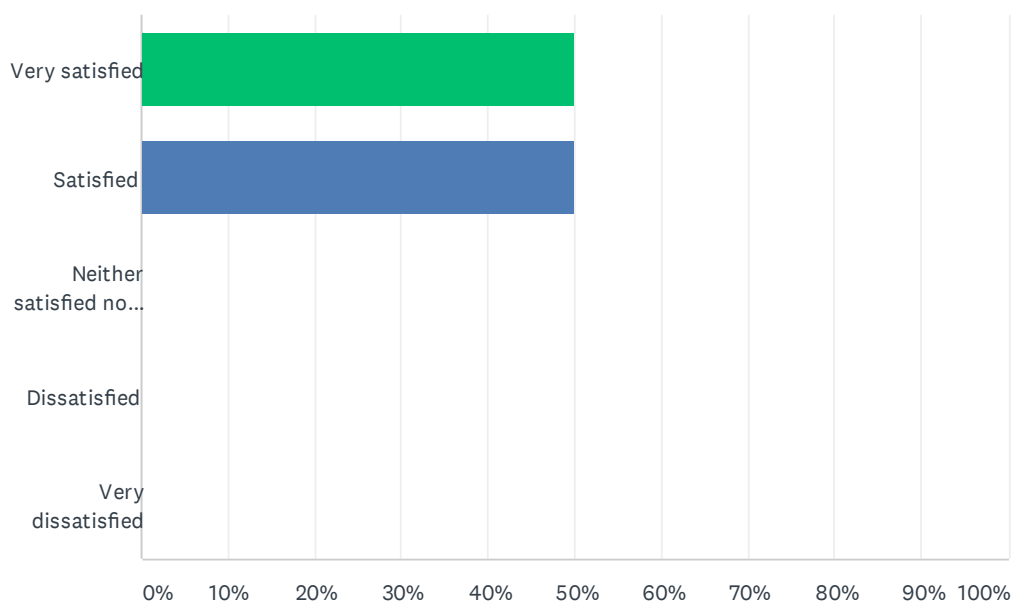
Answered: 22 Skipped: 0



ANSWER CHOICES	RESPONSES	
Very accessible	63.64%	14
Accessible	36.36%	8
Fairly accessible	0.00%	0
Inaccessible	0.00%	0
Very inaccessible	0.00%	0
<b>TOTAL</b>		<b>22</b>

## Q24 Overall how satisfied are you with the Faculty Office (advise, support, efficiency, etc)?

Answered: 22 Skipped: 0



ANSWER CHOICES	RESPONSES	
Very satisfied	50.00%	11
Satisfied	50.00%	11
Neither satisfied nor dissatisfied	0.00%	0
Dissatisfied	0.00%	0
Very dissatisfied	0.00%	0
TOTAL		22



## Q25 Any other comment

Answered: 4   Skipped: 18